



**HAL**  
open science

## Supervision and Motion Planning for a Mobile Manipulator Interacting with Humans

Emrah Akin Sisbot, Maxime Ransan, Aurélie Clodic, Rachid Alami

► **To cite this version:**

Emrah Akin Sisbot, Maxime Ransan, Aurélie Clodic, Rachid Alami. Supervision and Motion Planning for a Mobile Manipulator Interacting with Humans. 3rd ACM/IEEE International Conference on Human-Robot Interaction (HRI), Mar 2008, Amsterdam, Netherlands. hal-01979138

**HAL Id: hal-01979138**

**<https://laas.hal.science/hal-01979138>**

Submitted on 12 Jan 2019

**HAL** is a multi-disciplinary open access archive for the deposit and dissemination of scientific research documents, whether they are published or not. The documents may come from teaching and research institutions in France or abroad, or from public or private research centers.

L'archive ouverte pluridisciplinaire **HAL**, est destinée au dépôt et à la diffusion de documents scientifiques de niveau recherche, publiés ou non, émanant des établissements d'enseignement et de recherche français ou étrangers, des laboratoires publics ou privés.

# Supervision and Motion Planning for a Mobile Manipulator Interacting with Humans

E. Akin Sisbot, Maxime Ransan, Aurelie Clodic, Rachid Alami  
LAAS/CNRS and University of Toulouse  
7, Avenue du Colonel Roche  
31077, Toulouse, France  
lastname@laas.fr

## ABSTRACT

Human Robot collaborative task achievement requires adapted tools and algorithms for both decision making and motion computation. The human presence as well as its behavior must be considered and actively monitored at the decisional level for the robot to produce a legible set of actions. Additionally, having a human within the robot range of action introduces security constraints as well as comfort consideration which must be taken into account at the motion planning level. This paper presents a robotic architecture adapted to human robot interaction and focuses on two tools: a human aware manipulation planner and a supervision system dedicated to collaborative task achievement.

## 1. INTRODUCTION

Human robot interaction (HRI) brings new challenges for all aspects of robotics. When interacting with humans, robots must adopt a legible behavior in order to comply with social rules; such social behaviors are even more crucial when robots are cooperatively accomplishing tasks with a human partner.

Let's consider a simple scenario where a person needs water and asks to the robot to bring it. Even this simple scenario hides many tasks, actions and challenges: in how many actions this tasks should be accomplished?, how to grasp a bottle which should be safe and comfortable to grasp for human and for robot?, which path will the robot take to reach to the bottle and to the human by respecting human's comfort?, how the robot should know if human still needs the water and what to do if he doesn't need it, how the robot will handle the object, what posture and motion should the robot take in order to be comfortable?, socially acceptable and safe to its human partner? Even the each solution of these questions can be completely separate from one to another, one notion is common: the human must be explicitly taken into account in all aspects of motion and task decision.

In this paper we present the integration of Human Aware




Figure 1: Jido - a mobile manipulator robot

Manipulation Planner, a motion planner that reasons on human's kinematic structure, his vision field and preferences and SHARY, a supervision system adapted to Human Robot Interaction in our robot Jido.

The paper is organized as follows: section 2 described the general architecture adapted to Human-Robot Interaction, section 3 illustrates a human-aware manipulation planner. A supervision system dedicated to collaborative task achievement is introduced in section 4. Finally an illustrative example is shown in section 5

## 2. GENERAL ARCHITECTURE

The goal of the Jido robotic platform (figure 1) is to demonstrate the use and the benefit of a robot in our daily life. For the robot to acquire human intentions, dedicated perception capacities are being developed. Vision algorithms enable the robot to detect, track and identify human faces in its vicinity while a laser based detection system computes their position and orientation. Dedicated motion and manipulation planning algorithms taking into account the presence of humans allow the robot to adopt safe and socially acceptable move-

ments.

The general architecture (Figure 2) of Jido is composed of 3 levels, namely hardware, functional and decisional levels. The hardware level consists of sensors and motors. This level is directly accessed by the functional level.

The functional level is composed of many modules interacting with decisional and hardware level. These modules process the data acquired from robot sensors and accomplish tasks given by decisional level. Among many, the key modules are: Laser based Human Position Detection module [7], Visual Hand/Head Detection module [7], Limited Jerk Motion Execution module [8] and also on top of these modules a navigation [12] and a manipulation module that take explicitly into account the human.

On top of all these modules and levels is placed the decisional level where supervision system adapted to human robot interaction manage the whole system and decides the robot's behaviour.

The overall system is implemented on our robot called Jido. It is a MP-L655 platform from Neobotix, equipped with a Mitsubishi PA-10 arm (with 6 degrees of freedom). Several sensors are available on the platform: sonars, 2 laser range finders, two stereo camera banks (one mounted on the arm and the other on a pan-tilt unit on the base platform) and several contact sensors on the gripper. Two on-board computers (Intel Pentium 4 processors, at 3GHz, with 512 megabytes of RAM each), using the Linux operating system, are used to run all software. The original two parallel jaw gripper was equipped with two fingers providing three contact points. Yaw opening potentiometer, contact force sensor resistors and strain gage to measure applied forces have been installed and connected to a micro-controller.

Among these many components, we present 2 key components of the system: MHP - Manipulation in human presence module and SHARY - a supervision system adapted for HRI that controls the task and manages the overall system.

These components are developed using OpenRobots [6], a software environment that allows to build modules integrated in the LAAS architecture [2] (see figure 2).

### 3. MHP - MANIPULATION IN HUMAN PRESENCE

This module is an implementation of the Human Aware Manipulation Planner [11]. When humans and robots cohabit in the same environment and accomplish tasks together, the notion of human safety becomes the biggest concern. In industrial environments, safety concerns are reduced to minimum by isolating robots from humans. Eventhough absence of humans in robot's working environment solves safety problems, this isolation implies an absence of interaction between robots and humans which is the major interest of HRI field. As we cannot isolate the robot, the notion of safety becomes very critical and should be studied in every aspects [1].

The Human Aware Manipulation Planner produces not only physically safe paths but also comfortable, legible, mentally

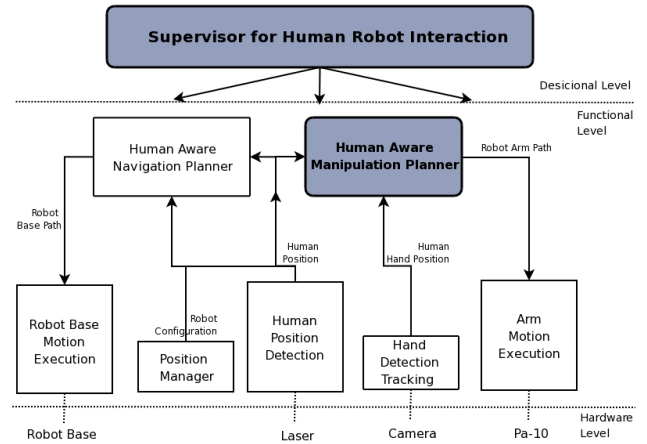


Figure 2: General architecture of Jido composed of 3 levels and Genom modules.

safe paths [10]. Our approach is based on separating the whole problem of manipulation, e.g a robot giving an object to the human, into 3 stages:

- Spatial coordinates of the point where the object will be handled to the human,
- The path that the object will follow from its resting position to human hand as it was a free flying object,
- The path of the whole body of the robot along with its posture for manipulation.

All these items must be calculated by taking explicitly into account the human partner to maintain his safety and his comfort. Not only the kinematic structure of the human, but also his vision field, his accessibility, his preferences and his state must be reasoned in the planning loop in order to have a safe and comfortable interaction.

#### 3.1 Finding Object Handling Position

Before handling an object to a person, the robot should know the place where the exchange will take place. As the robot is placed in a close interaction scenario with a person, classical motion planners where only the feasibility and the safety of the motion are guaranteed, can end up with very uncomfortable yet feasible paths. Also because of the unpredictability of human's motions, a safe path can be harmful if it does not fulfill the legibility requirement.

We use 3 properties, called "safety", "visibility" and "arm comfort", to find a comfortable exchange position. Each property is represented by a cost function  $f(x, y, z, C_H, Pref_H)$  for spatial coordinates  $(x, y, z)$ , a given human configuration  $C_H$  and his preferences  $Pref_H$  when handling an object (e.g left/right handedness, sitting/standing, etc.). This function calculates the cost of a given point around the human by taking into account his preferences, his accessibility his vision field and his state.

- **Safety** : From a pure safety point of view, as farther the robot places itself, safer the interaction is. The safety cost function  $f_{safety}$  is a decreasing function according to the distance between the human  $H$  and object coordinates  $(x, y, z)$ . The  $Pref_H$  affects the function result according to human states, e.g. sitting, standing, and preferences. The cost of each coordinate  $(x, y, z)$  around the human is inversely proportional to the distance to the human and illustrated in Figure 3-a.
- **Visibility** : To make the robot motion legible, a first step is to make the handling position as visible as possible. If possible, object handling should occur in a position in human's field of view and a position that requires minimum effort for human to see. We represent this property with a visibility cost function  $f_{visibility}$ . Alone this function represents the effort required by the human head and body to get the object in his field of view. With a given eye motion tolerance, a point  $(x, y, z)$  that has a minimum cost is situated in the cone situated directly in front of human's gaze direction (Figure 3-b). For this property, the  $Pref_H$  can contain the eye tolerance for human as well as any preferences or disabilities that he can have.
- **Arm Comfort** : The final property assures the object to be positioned to a place where the human needs to make the minimum effort to reach. This is calculated by a cost function  $f_{armComfort}$  which returns costs representing how comfortable for human arm to reach at a given point  $(x, y, z)$ . In this case  $Pref_H$  value can contain left/right handedness as well as an other preference.

The inverse kinematics of human arm is solved by IKAN[13] algorithm which return a comfortable configuration among other possible ones because of the redundancy of the arm structure.

The comfort cost of a point,  $f_{armComfort}$ , is calculated by merging the human arm joint displacement and the arm's potential energy to reach that point (Figure 3-c)

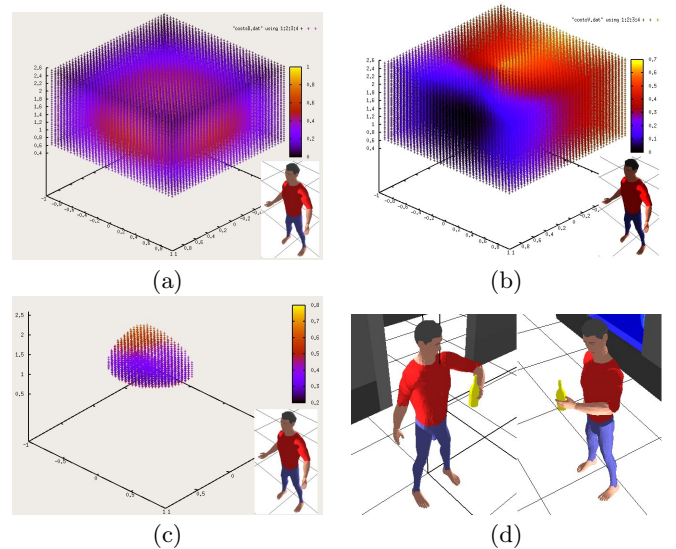
To find the object handling point, we search the minimum cost point that minimizes the weighted combination of these 3 properties. The resulting point will be the target point for the robot to carry the object. Figure 3-d shows coordinates of a found point for a bottle that is calculated by taking into account 3 properties stated above. This point is visible, safe and easily reachable for the human.

### 3.2 Finding Object Path

Although the object handling point is safe and comfortable, the motion of the robot to reach this point should also be human friendly. Thus reasoning on human's comfort is necessary to find the path that the object will follow.

To find this path we use a 3D grid based approach which we build around the human. This grid contains a set of cells with various costs derived from the relative configuration of the human, his state, his capabilities and preferences.

We use a combination of safety and visibility functions for the  $f_{path}$  cell cost function. With the use of these two, a



**Figure 3: a-Safety function can be mapped as a protective bubble around the human. b-Visibility function; point that are difficult to see have higher costs. c-Left arm comfort function used with its symmetric right arm function. d-The found handling position point is comfortable and safe.**

path that minimizes cell costs will be safe and visible to the human:

$$f_{path}(x, y, z) = \alpha_1 f_{safety}(x, y, z) + \alpha_2 f_{visibility}(x, y, z)$$

After the construction of this 3D grid, an A\* search is conducted from the initial object position to the object handling position that minimizes the sum of  $f_{path}$  of cells all along the path.

This path, illustrated in figure 4, will be the path that the object and the robot's hand will follow.

### 3.3 Producing Robot Motion

The third and final stage of planning consists of finding a path for the robot to follow object's motion. Object's motion is computed as it was a freeflying object. But in reality, it is the robot who holds the object and who will make the object follow it's path.


To adapt the robot structure to the object's motion, we use Generalized Inverse Kinematics [14][4] algorithm. This method allows to manage multiple tasks with priorities and to easily integrate the planner to different type of robots.

At the end of this stage we obtain a path for the robot which is safe, visible and comfortable to the human as we took into account his accessibility, field of view and his preferences.

## 4. SHARY - HRI SUPERVISION SYSTEM

### 4.1 Collaborative Task Achievement

When performing collaborative tasks, robots and humans are sharing a common goal; therefore not only do they have to agree on the manner to realize it, but they must also show



**Figure 4: Objects path is calculated as it is a free-flying body. Robot arm is adapted to object motion.**

their commitment to the goal during the execution. It is necessary for the human to perceive robot intentions in order to understand its behavior and trust robot decisions. On the other side the robot must monitor human behaviors in order to model their activities and understand their meaning within the current execution context. These observations have raised the need for a new task execution and supervision system; when performing collaborative tasks, robots must not only plan a legible set of actions to achieve a desired goal but they should also actively monitor human commitment. Furthermore robots must close the loop with their human partner by informing them of relevant events (success and failure of actions, plan modification, current intentions).

One of the early scenario that we have been working on consists in a **Give Object** task where the robot holds out a bottle to the person situated in its vicinity. Indeed this task could be performed in a standard “robocentric” manner where the robot follows predefined steps:- robot handing the bottle in human direction - the person taking the bottle - then Jido retracting its arm. The task will be realized but could it be considered satisfying from a human robot interaction perspective? What happens if the human does not follow exactly the protocol coded in the robot? Who imposes the rhythm of the overall execution ? How does the human know, step by step, about the robot intentions ? Does the robot even have intentions ? In such a case, from a human robot interaction point of view, the task is realized in an open loop where no feedback is given nor perceived by the robot.

A large set of event could occur within this **Give Object** context implying that the “robocentric” execution stream previously described is only one possible way of realizing the task. For instance the person receiving the bottle could turn around, retract his arm, walk away from the robot or even grasp the object during the robot arm movement. Those behaviors should be monitored and analyzed in order to produced meaningful events understandable within a collaborative task achievement.

## 4.2 Approach and Concepts

Joint intention theory [5] states that a joint task cannot be interpreted as a set of individual ones. Whenever agents are performing collaborative tasks they need to share beliefs about the goal they want to achieve. This Joint persistent goal (**JPG**) exists if the agents involved in task execution mutually believes:

- the goal is not yet achieved,
- they want the goal to be achieved,
- until the goal is mutually known to be achieved, unachievable, or no longer relevant, they should persist in holding the goal.

Even though beliefs are the atomic entities for collaborative task achievement we are currently placing ourselves at a higher level of abstraction in which the central notion is the communication act. Communication acts represents the exchange of a piece of information between two agents and can be realized by dialog (oral/visual), by expressive motion or by a combination of the two. It enables each agent to communicate their beliefs about the task to be realized in order to share mutual knowledge and to agree on execution plans. Communication acts are defined by a name which characterizes the object of the communication and by a type which defines the evolution of this object during the interaction. We have defined a set of communicative acts that we found mandatory in the framework of task achievement. At any time, both the user and the robot can propose the following task-based communication acts:

- **ask-task**: proposing a task,
- **propose-plan**: proposing a plan (recipe) for a certain task,
- **modify-plan**: proposing a modification of the current plan for a certain task,
- **give-up**: gives up a task (e.g., because the task becomes impossible). For the robot this is a way to announce that it is unable to achieve the task.
- **cancel**: cancellation of a task (voluntary give-up),
- **end-task**: announces that the task has been done,
- **realize-task**: announces that the task performance will start.

For the robot to close the loop with the human we introduce the notion of communication scheme which connect communication acts in a meaningful way. Communication schemes defines both the expected incoming communication acts as well as the next communication act to be executed. Figure 5 describes two communication schemes that are currently running. The one on the left is used for joint tasks while the one on the right is used for individual tasks. For instance, when executing the **Realize-act** communication act we can see that the robot is expecting: - the human to suspend the task (**H:Suspend-Act**) - the human to give up the task (**H:GiveUp-Act**) - or the human to end the task (**H:End-Act**).

When executed, communication acts are decomposed into a partially ordered task tree. This tree contains task that truly perform the communication act but it also defines tasks to monitor human commitment. Figure 6 illustrates the task decomposition for the robot to give an object. The face monitoring make sure that the human partner is looking at the robot while the arm monitoring checks that the human

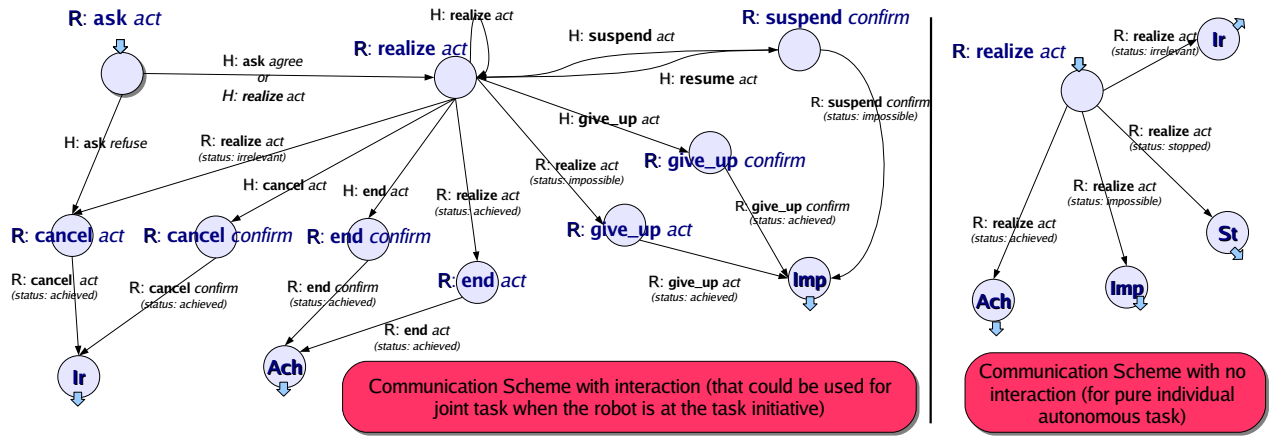


Figure 5: Example of two communication schemes currently implemented. The one on the left can typically be used for joint tasks when the robot has the task initiative. The one on the right has no explicit communication, it is used for individual autonomous tasks

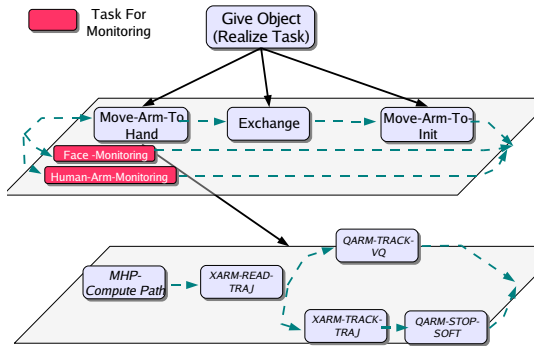


Figure 6: Give Object task decomposition. Tasks written in italic are atomic tasks; they communicate directly with the robot functional layer

does not retract his hand while the arm is moving. Those two tasks can generate events such as H:Suspend-Act which are taken into account by the supervision system. For instance the arm movement can be temporarily interrupted if the person does not face the robot.

### 4.3 SHARY Implementation

As said previously the goal of the SHARY supervision system is to execute tasks in a human robot interaction context. Figure 7 describes the robot general design based on a 3 layer architecture [3]. Human communication acts are perceived via dedicated perception modules: a face detection system is able to identify people recorded in a database, a laser based positioning system can determine human position and orientation as well as basic movement behaviors, finally a touch screen can inform the supervisor about buttons pressed.

The SHARY supervision system consists of two main components: a “task and robot knowledge data base” and a “task refinement and execution engine”.

The “task and robot knowledge data base” is composed of:

- **Task achievement Communication schemes:** store transitions between communication acts as well as expected incoming communications act during execution as shown figure 5; it is fully decoupled from task information.
- **Act/Task recipes and monitors library:** stores the different recipes (task-tree decomposition) that compute appropriate sub-tasks for both task realization and monitoring.
- **Contextual Environment Knowledge:** stores information about the current state of the world including internal robot and environment information as well as human modeling data.

Besides the contextual environment information, this robot knowledge is completely independent from the execution context. It contains uninstantiated methods that can be used in different robotic platform with no modifications except for atomic tasks which are usually robot specific. During the execution, this knowledge is used and instantiated in order to produce a context-dependent plan.

The second component of SHARY is “task refinement and execution engine” that embed the decision mechanisms which are responsible for:

- Executing communication acts in the current context. It consists in incremental refinement and execution of the current plan.
- communication management. It monitors human commitment and takes appropriate decisions.

SHARY is implemented using the openPRS [9] procedural reasoning system. Figure 7 gives an example of how the

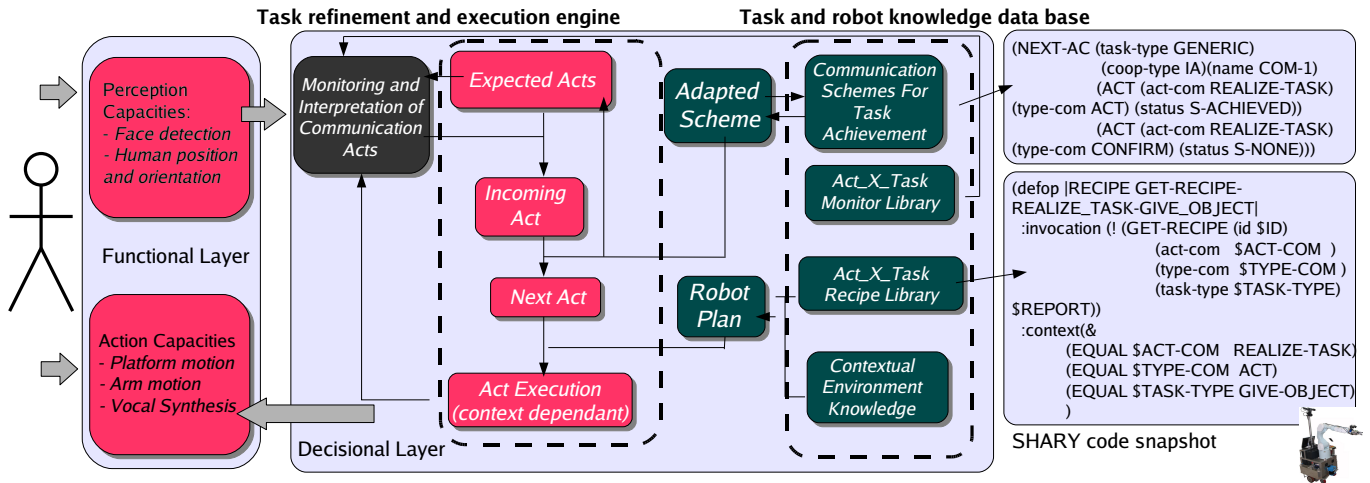


Figure 7: General Description of the SHARY implementation in the Jido robotic platform: on the right, an example of how the communication library as well as one of the get Recipe functions are encoded in OpenPRS

communication library as well as one of the `get` Recipe functions are encoded. SHARY is currently being used in the Jido robotic platform.

## 5. EXAMPLE: BRING-OBJECT COLLABORATIVE TASK

To illustrate the interest of the human aware motion planner as well as the SHARY supervision system we designed a scenario in which the Jido robotic platform brings an object to a human situated in its vicinity.

The robot starts by a monitoring task which consists in the surveillance of the vicinity until a human stops. The detection of the human is interpreted as `Ask-Task` communication act for the `Bring-Object` task. SHARY automatically appends the task to its current plan and starts the execution. The first communication act that Jido executes is the `Propose Plan` during which it reaches the human and talks to him. (“Do you want the bottle?”). If the human stays in front of the robot, jido interprets this a “YES”. (Further implementation will integrate speech recognition for better quality human robot interaction). The robot supervisor switches to the `Realize-Task` communication act within the `Bring-Object` task. This communication act is decomposed into 4 sub-tasks:

- Goto (topological-position BOTTLE-POS)
- Pick-Up (object BOTTLE)
- Goto (human PERSON-1)
- Give-Object (person PERSON-1) (object BOTTLE)

Note that only the `Give-Object` task is joint, the `Goto` and `Pick-Up` task are considered individual.

Jido then goes to the location of the bottle taking into account the human presence. At the time the video was

recorded the color based grasping system was not yet implemented therefore the pick-up task was setup so that the arm was moved to a certain configuration and then the robot was waiting at max 30s for the object to be placed inside the gripper. If the object is sensed then the task is considered successfully achieved by the supervision system. In such a case the robot keeps on executing the plan by navigating back to the human and giving him the object. We also tested execution error by intentionally refusing to place the object in the gripper. The pick up task was found to be impossible to achieve which made SHARY to abandon the task (see the communication on the left of figure 5). Since the `Bring-Object` task is collaborative, SHARY executes the `Give-Up` act communication act which is decomposed into the following task:


- MoveArm (position INIT-POS)
- Goto (human PERSON-1)
- speak (sentence “Sorry I could not perform the task”)
- Goto (topological-position JIDO-WAITING-ZONE)

Figure 8 shows the two different execution of the `Bring-Object`.

## 6. CONCLUSION

In this paper, we have presented 2 key components of the Human Aware Robot architecture: Human Aware Manipulation planner that produces paths for robot’s arm that fulfills not only safety requirement but also comfort needs, and SHARY, a supervision system adapted for collaborative tasks between humans and robots. More examples and videos can be found at <http://www.laas.fr/~easisbot/hri08>.

This is a first implementation of a system and a scenario that will be extended toward more complex situations where multiple humans are present and multiple tasks need to be done. Strengthening the link between motion planners and



Jido detects a human in its vicinity. A *Bring Object* task is inserted in the plan. Jido starts moving to the human thanks to the MHP motion planner.

Jido asks if the human is interested by a bottle. The human approves.

Jido goes to the location of the bottle

Since autonomous grasping is not yet sufficiently robust, the bottle is placed in the gripper.

### Successful Grasping Case



Jido detects that the bottle is present and starts moving back to the human position.

Jido executes the path computed by the navigation planner while avoiding obstacles.

Jido gives the object to the human by executing a human friendly path computed by MHP. While the arm is moving, the human grasps the bottle, this behavior being interpreted as (H:End-Task act) by SHARY. Jido returns to the waiting zone.

### Unsuccessful Grasping Case



The bottle is not placed in the gripper, simulating a pick-up error.

SHARY follows the collaborative communication scheme and executes the Give-Up task. This implies that the robot informs the human partner about the task failure closing, therefore closing the Human-Robot Interaction loop.

Once Jido has informed the human, it returns back to its waiting zone.

Figure 8: Bring Object task execution



and supervisor with multiple monitor will result a better robot reaction to human states.

In the near future, the supervision system will be improved with the integration of an on-line planning ability that explicitly considers Human-Robot Interaction and Collaborative Problem Solving. Also the manipulation planner will use probabilistic methods to ensure the continuity between base motion and arm motion, thus making a moving and handling motion at the same time.

## 7. ACKNOWLEDGMENTS

The work described in this paper was conducted within the EU Integrated Project COGNIRON ("The Cognitive Companion") and was funded by the European Commission Division FP6-IST Future and Emerging Technologies under Contract FP6-002020.

## 8. REFERENCES

- [1] R. Alami, A. Albu-Schaeffer, A. Bicchi, R. Bischoff, R. Chatila, A. D. Luca, A. D. Santis, G. Giralt, J. Guiochet, G. Hirzinger, F. Ingrand, V. Lippiello, R. Mattone, D. Powell, S. Sen, B. Siciliano, G. Tonietti, and L. Villani. Safe and dependable physical human-robot interaction in anthropic domains: State of the art and challenges. In *IEEE IROS'06 Workshop on pHRI - Physical Human-Robot Interaction in Anthropic Domains*, 2006.
- [2] R. Alami, R. Chatila, S. Fleury, M. Ghallab, and F. Ingrand. An architecture for autonomy. *International Journal of Robotic Research*, 17:315–337, 1998.
- [3] R. Alami, R. Chatila, S. Fleury, M. Ghallab, and F. Ingrand. An architecture for autonomy. *International Journal of robotics Research, Special Issue on Integrated Architectures for Robot Control and Programming*, 17(4), 1998.
- [4] P. Baerlocher and R. Boulic. An inverse kinematics architecture enforcing an arbitrary number of strict priority levels. *The Visual Computer*, 20:402–417, 2004.
- [5] P. R. Cohen, H. J. Levesque, and I. Smith. On team formation. *Contemporary Action Theory*, 1998.
- [6] S. Fleury, M. Herrb, and R. Chatila. Genom: A tool for the specification and the implementation of operating modules in a distributed robot architecture. In *International Conference on Intelligent Robots and Systems*, pages 842–848, Grenoble, France, 1997.
- [7] M. Fontmarty, T. Germa, B. Burger, L. F. Marin, and S. Knoop. Implementation of human perception algorithms on a mobile robot. In *6th IFAC Symposium on Intelligent Autonomous Vehicles (IAV 2007)*, Toulouse, France, 2007.
- [8] I. Herrera-Aguilar and D. Sidobre. Soft-motion and visual control for service robots. In *International Symposium on Robotics and Automation*, Mexico, 2006.
- [9] F. Ingrand, R. Chatila, R. Alami, and F. Robert. Prs: A high level supervision and control language for autonomous mobile robots. *Proc. in IEEE Int. Conf. on Robotics & Automation, New Orleans, USA*, 1996.
- [10] S. Nonaka, K. Inoue, T. Arai, and Y. Mae. Evaluation of human sense of security for coexisting robots using virtual reality, 1st report. In *Proc. (IEEE) International Conference on Robotics & Automation, New Orleans, USA*, 2004.
- [11] E. A. Sisbot, L. F. Marin, and R. Alami. Spatial reasoning for human robot interaction. In *IEEE/RSJ International Conference on Intelligent Robots and Systems*, San Diego, USA, 2007.
- [12] E. A. Sisbot, L. F. Marin-Urias, R. Alami, and T. Simeon. A human aware mobile robot motion planner. *IEEE Transactions on Robotics*, 2007.
- [13] D. Tolani, A. Goswami, and N. Badler. Real-time inverse kinematics techniques for anthropomorphic limbs. *Graphical Models and Image Processing*, 62:353–388, 2000.
- [14] K. Yamane and Y. Nakamura. Natural motion animation through constraining and deconstraining at will. *IEEE Transactions on Visualization and Computer Graphics*, 9:352 – 360, 2003.