



**HAL**  
open science

# Sampling-Based Motion Planning under Kinematic Loop-Closure Constraints

Juan Cortés, Thierry Simeon

► **To cite this version:**

Juan Cortés, Thierry Simeon. Sampling-Based Motion Planning under Kinematic Loop-Closure Constraints. Algorithmic Foundations of Robotics VI, pp.75-90, 2005. hal-01987883

**HAL Id: hal-01987883**

**<https://laas.hal.science/hal-01987883>**

Submitted on 21 Jan 2019

**HAL** is a multi-disciplinary open access archive for the deposit and dissemination of scientific research documents, whether they are published or not. The documents may come from teaching and research institutions in France or abroad, or from public or private research centers.

L'archive ouverte pluridisciplinaire **HAL**, est destinée au dépôt et à la diffusion de documents scientifiques de niveau recherche, publiés ou non, émanant des établissements d'enseignement et de recherche français ou étrangers, des laboratoires publics ou privés.

---

# Sampling-Based Motion Planning under Kinematic Loop-Closure Constraints

Juan Cortés and Thierry Siméon

LAAS-CNRS, Toulouse, France

**Abstract.** Kinematic loop-closure constraints significantly increase the difficulty of motion planning for articulated mechanisms. Configurations of closed-chain mechanisms do not form a single manifold, easy to parameterize, as the configurations of open kinematic chains. In general, they are grouped into several subsets with complex and a priori unknown topology. Sampling-based motion planning algorithms cannot be directly applied to such closed-chain systems. This paper describes our recent work [7] on the extension of sampling-based planners to treat this kind of mechanisms.

## 1 Introduction

Robot motion planning has led to active research over the two last decades [13]. More recently, several sampling-based approaches (e.g. [12,16]) have been proposed and successfully applied to challenging problems that remained out of scope for previously existing techniques. They allow today to handle practical motion planning problems arising in such diverse fields as robotics, graphic animation, virtual prototyping or computational biology [14].

In this paper, we consider motion planning for closed-chain mechanisms. We present an extended formulation of the motion planning problem in presence of kinematic loop-closure constraints and we introduce a framework for the development of sampling-based algorithms (Sects. 2 and 4). The additional difficulty of this instance of the problem is that feasible configurations form lower-dimensional subsets in the search-space with no available representation. The performance of the very few approaches proposed for closed-chain mechanisms [15,11] (Sect. 3) significantly degrades for reasonably complex systems, mainly due to the difficulty of generating random samples in such subsets. We propose a general and simple geometric algorithm, called Random Loop Generator (RLG), for sampling random configurations satisfying loop-closure constraints (Sect. 5). RLG enables virtually any sampling-based planning algorithm to be extended to closed-chain mechanisms. We have implemented and experimented with its integration within PRM-based and RRT-based planners, obtaining very good results (Sect. 6).

Complex articulated mechanisms with closed kinematic chains appear in all the domains where motion planning techniques can be applied. Figure 1 illustrates an example of coordinated manipulation of an object handled by several robots. The generality and the practical efficiency of the extended planners incorporating RLG allow to tackle such kind of problems as well as problems involving parallel robots, or problems arising in computational



**Fig. 1.** A “closed-chain” version of the piano mover’s problem. The piano is moved by three cooperating mobile manipulators, creating multiple closed kinematic chains.

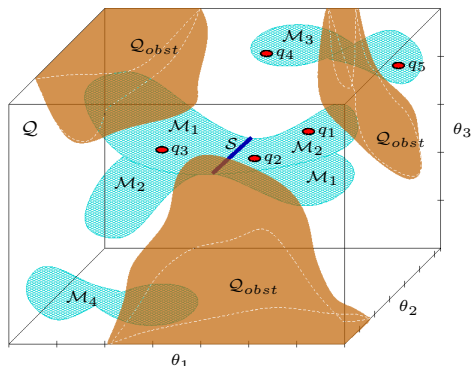
biology for the structural analysis of protein loops. All these applications are commented in Sect. 7. We conclude devising new directions for future research (Sect. 8).

## 2 Problem Formulation

The motion planning problem consists in finding a path between two given locations of a mobile system that satisfies intrinsic constraints as well as constraints that arise from the environment. Basically, motion constraints are due to the kinematic structure of the mechanism and to collision avoidance. Under these constraints, the problem can be posed and solved in the *configuration-space*  $\mathcal{C}$  [19]. Then, it is reduced to explore the connectivity of the subset  $\mathcal{C}_{free}$  of the collision-free configurations.

The problem has been clearly formulated for articulated mechanisms without kinematic loops (see [13] for a detailed formulation). In this case,  $\mathcal{C}$  corresponds to the space of the joint variables  $\mathcal{Q}$ , called the *joint-space*. Topologically,  $\mathcal{Q}$  is a smooth manifold, with a simple parameterization [2]. For an articulated mechanism with  $m$  independent joint variables defined in real intervals,  $\mathcal{Q}$  can be seen as a  $m$ -dimensional hypercube. If the articulated mechanism contains closed kinematic chains, then some joint variables are related by loop-closure equations [20]. A general expression of loop-closure constraints is:  $f(\mathcal{Q}) = \mathbf{I}$ , where  $f(\mathcal{Q})$  is a system of non-linear equations and  $\mathbf{I}$  is the identity displacement. The configuration-space  $\mathcal{C}$  of a closed-chain mechanism is the subset of  $\mathcal{Q}$  satisfying such equations. The stratification of  $\mathcal{C}$  leads to several  $\rho$ -dimensional manifolds  $\mathcal{M}_i$  which can be connected through sets of lower dimension  $\mathcal{S}_k$  [3,27]. Note that  $\rho$  corresponds to the global mobility of the mechanism. The  $\mathcal{M}_i$  are called *self-motion manifolds* and the  $\mathcal{S}_k$  are sets of singular configurations. The number of self-motion manifolds is bounded, and it tends to decrease as  $\rho$  increases [3].

Figure 2 illustrates a fictive example with three joint variables  $\{\theta_1, \theta_2, \theta_3\}$  and  $\rho = 2$ . Let us consider a function of the form  $f(\theta_1, \theta_2, \theta_3) = 0$ , representing loop-closure constraints. This function maps to several surfaces embedded in the joint-space  $\mathcal{Q}$ . Such surfaces are the different self-motion manifolds  $\mathcal{M}_i$ . In this example,  $\mathcal{M}_1$  and  $\mathcal{M}_2$  intersect at a singular set  $\mathcal{S}$ . We have represented the obstacle region  $\mathcal{Q}_{obst}$  in the joint-space.  $\mathcal{Q}_{free}$  is the complementary subset:  $\mathcal{Q}_{free} = \mathcal{Q} \setminus \mathcal{Q}_{obst}$ .  $\mathcal{C}_{free}$  is the intersection of  $\mathcal{Q}_{free}$  with the different  $\mathcal{M}_i$ .



**Fig. 2.** Illustration for the formulation of the motion planning problem under kinematic loop-closure constraints. Configurations are grouped into several subsets embedded in the joint-space.

Several situations can rise in motion planning queries within this example. The best case is a query for a path between  $q_1$  and  $q_2$ . These configurations lie on the same self-motion manifold and in the same connected component of  $\mathcal{C}_{free}$ , thus there is a free path between them. A path is also feasible between  $q_1$  and  $q_3$ , even if it contains singular configurations. However, for  $q_4$  and  $q_5$ , the presence of obstacles makes these configurations cannot be connected by a free path. Finally, a case that does not appear for open kinematic chains can rise under closure constraints:  $q_1$  and  $q_4$  lie on the same connected component of  $\mathcal{C}_{free}$  but on different components of  $\mathcal{C}$  !

### 3 Available Techniques

Only a few exact motion planning approaches have been proposed that treat kinematic loop-closure and collision avoidance simultaneously, including these two types of constraints within algebraic expressions (e.g. [4,1]). The computational complexity of these approaches makes them unpractical. Normally, different techniques have to be combined for planning motions under kinematic loop-closure constraints. First, loop-closure equations must be solved to obtain the configuration-space  $\mathcal{C}$ . Then, motion planning algorithms can be applied to compute paths in the collision-free subset  $\mathcal{C}_{free}$ .

Techniques that provide a complete solution of loop-closure equations are very limited in practice. Currently, they can be applied to non-redundant mechanisms, single loops with only a few (two or three) degrees of redundancy or particular classes of parallel mechanisms [22,21,23]. For more complex closed-chain mechanisms, only discrete points in  $\mathcal{C}$  can be obtained. The use of a grid for globally representing  $\mathcal{C}$  is not applicable to high-dimensional spaces. The remaining possibility is then to use sampling techniques combined with numerical or algebraic techniques to obtain single configurations satisfying loop-closure equations. This fact restrains the choice of motion planning algorithms to those based on sampling.

Sampling-based planners have demonstrated their efficacy for solving difficult problems in high-dimensional spaces. The *Probabilistic RoadMap* (PRM) [12] and the *Rapidly-exploring Random Trees* (RRT) [16] are two approaches that have had a particular success. However, only two attempts had been made to extend such sampling-based planners to closed-chain mechanisms [15,11].

The first PRM-based approach able to handle mechanisms with closed chains was presented in [15]. The problem is formulated in the joint-space  $\mathcal{Q}$ . Closure constraints are expressed by error functions involving distances in the Euclidean space. Numerical optimization techniques are used to sample and to connect configurations in the subset of  $\mathcal{Q}$  satisfying these constraints within a given tolerance. The approach is general but suffers the drawbacks of optimization-based methods to solve inverse kinematic problems: they are exposed to the local minima problem and the convergence can be very slow. A technique to randomly sample the tangent space of the constraints is proposed that increases the efficiency of the process to connect sampled configurations. More details of the method and the extension of RRT-based algorithms were subsequently published in [29,30]. For the RRT approach, the random configurations used to bias the exploration are generated ignoring closure constraints. The argument is that computing closed configurations is too expensive and does not provide appreciable benefit. We will show in Sect. 6 that this last assertion is not totally right.

The approach described in [11] treats closed kinematic chains within a PRM-based planner. Each loop in the mechanism is broken into two subchains. For computing nodes, uniform random sampling is used to generate the configuration of one of the subchains (called *active subchain*) and then an inverse kinematics problem is solved to obtain the configuration of the remaining part of the loop (called *passive subchain*) in order to force closure. For computing edges, the local planner is limited to act on the active configuration parameters and the corresponding passive variables are computed for each intermediate configuration along the local path. For the efficiency of the roadmap computation, the passive subchain of each loop must be a non-redundant mechanism with closed-form inverse kinematics solution. As the authors admit, this means an important drawback when the approach is applied to a highly-redundant loop. The probability of randomly generating configurations of a long active subchain for which a configuration of the passive chain satisfying closure constraints exists is very low. The performance of the algorithm drops off significantly due to this fact.

Our approach shares some ideas used for the extension of PRM-based planners in [11]. One of our contributions is to resolve the main drawback of the referred technique by the integration of the RLG sampling technique (explained in Sect. 5).

## 4 Sampling-Based Planning and Closed-Chain Mechanisms

This section presents a general framework to extend sampling-based approaches for planning the motions of general closed-chain mechanisms. The use of sampling-based planners is strongly justified since, for the kind of problems we address (see Sect. 7), there is no available technique providing a complete, exact representation of  $\mathcal{C}_{free}$ . However, there are important difficulties for sampling and for checking the connectivity of configurations of closed-chain mechanisms. Next, we discuss how to deal with these difficulties.

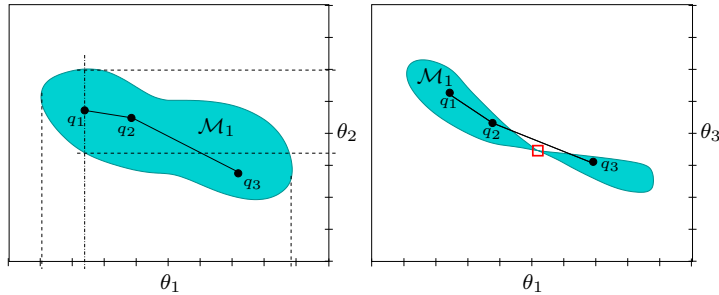


Fig. 3. Projection of  $\mathcal{M}_1$  on the planes  $\theta_1\theta_2$  and  $\theta_1\theta_3$ .

**On the Parameterization of  $\mathcal{C}$ :** Configurations of a closed-chain mechanism are grouped into a finite number of lower-dimensional manifolds  $\mathcal{M}_i$  embedded in the joint-space  $\mathcal{Q}$  (the search-space in our problem). These manifolds can be parameterized, at least locally, by a set of  $\rho$  independent parameters, selected from the joint variables. Points in the different manifolds can be generated by sweeping the  $\rho$  parameters through their range and evaluating the loop-closure equations that provide the value of the other (dependent) variables. An *atlas* of each one of these manifolds  $\mathcal{M}_i$  can be constituted by a finite number (in general not exceeding the dimension of  $\mathcal{Q}$ ,  $m$ ) of *local charts* considering different combinations of  $\rho$  parameters. Without loss of generality, sets of  $\rho$  consecutive joint variables in a kinematic chain can be chosen as local coordinates [27].

Following a terminology also used in [11], we call *active variables*  $q^a$  the set of the  $\rho$  joint variables chosen as parameters of a local chart and *passive variables*  $q^p$  the remaining set of the  $m - \rho$  dependent joint variables, so that  $\{q^a, q^p\} = q \in \mathcal{C} \subset \mathcal{Q}$ .

**Main Principle:** The core of our approach is to explore the connectivity of  $\mathcal{C}_{free}$  by sampling configurations and by testing feasible connections through local parameterizations of  $\mathcal{C}$ . Motion planning algorithms are applied on the local parameters  $q^a$ . Using a roadmap method such as PRM, the nodes are generated by sampling  $q^a$  and local paths are obtained by applying a local planner (also called *steering method*) to these parameters. In a similar way,  $q^a$  are the configuration parameters directly handled by incremental search methods like RRT. Obviously, for each computed value of the parameters, loop-closure equations must be solved for obtaining the whole configuration of the mechanism  $q \in \mathcal{C}$ . Therefore, the efficiency of the planner partially relies on the efficient solution of these equations.

**Configuration Sampling:** Given a set of active variables  $q^a$ , loop-closure equations have real solutions only for a range of values of each joint variable, that we call the *closure range*. Besides, the closure range of a parameter depends on the value of the other parameters. The last assertion is illustrated in Fig. 3, that shows the projection of the manifold  $\mathcal{M}_1$  of Fig. 2 on the planes  $\theta_1\theta_2$  and  $\theta_1\theta_3$ . Let us consider  $q^a = \{\theta_1, \theta_2\}$  (the left image). If we sample first  $\theta_1$  and then  $\theta_2$  for generating a configuration  $q_1 \in \mathcal{M}_1$ , then  $\theta_1$  can be

sampled in its whole closure range (i.e. the feasible range for any value of the other joint variables). However,  $\theta_2$  is valid only in a subset of its whole closure range, determined by the value of  $\theta_1$ .

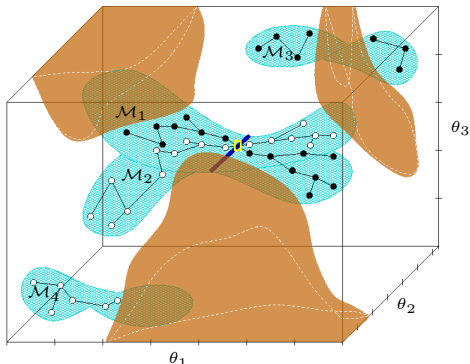
There is no general and efficient method to define closure ranges of joint variables. Thus, in practice, the only possibility for sampling configurations is to use a trial method: sampling parameters  $q^a$  in the intervals defined for joint variables and solving the loop-closure equations. Nevertheless, when a closure range is very restricted with respect to the interval of a joint variable, too many samples maybe tested before finding a feasible configuration. Hence, too much computing time is spent in solving closure equations leading to imaginary values. This is an important drawback for the efficiency of motion planners, and mainly for those using a roadmap approach, such as the planner in [11]. The RLG algorithm, further discussed in Sect. 5, resolves this problem using simple geometrical operations.

**Computing Local Path:** Sampling-based roadmap methods check the connectivity of nearby configurations by local paths. Incremental search methods try to expand a configuration toward a local goal, producing also a sort of local path. Such paths can be computed by explicitly varying the local parameters  $q^a$  and solving loop-closure equations with a given resolution for obtaining  $q^p$ .

Without a topological characterization of  $\mathcal{C}$ , the number of different sets of parameters  $q^a$  required to determine if two configurations are connected or not is a priori unknown. This fact can easily be understood on Fig. 3. Let us consider that a linear interpolation of the parameters  $q^a$  produces a kinematically feasible path (i.e. there are no differential constraints). Then, any two configurations lying on  $\mathcal{M}_1$  can be connected (directly or indirectly) using  $q^a = \{\theta_1, \theta_2\}$  as local parameters. On the contrary, choosing  $q^a = \{\theta_1, \theta_3\}$  leads to a non-complete solution of motion planning queries within  $\mathcal{M}_1$ . A solution path between configurations  $q_1$  and  $q_2$  can be immediately obtained since they are directly connected by a local path. However, a path between  $q_1$  and  $q_3$  can not be found using sampling-based techniques. The point indicated by the small square is a singularity of this parameterization. The probability of generating this point by sampling values of  $q^a = \{\theta_1, \theta_3\}$  is null, as well as the probability of sampling two points on a line (local path) passing through this singularity. Thus, finding a feasible path between  $q_1$  and  $q_3$  requires another set of local parameters than  $\{\theta_1, \theta_3\}$ .

Local paths have to satisfy other motion constraints besides loop-closure, such as collision avoidance. In this paper, we do not talk about these other constraints, that can be checked along local paths by techniques (e.g. [18]) similar to those used for open-chain mechanisms.

**Dealing with Kinematic Singularities:** Up to now we have limited our discussion to the case of a single manifold. However,  $\mathcal{C}$  may be composed of several manifolds. These manifolds are either disjoint, or they intersect at lower-dimensional subsets corresponding to kinematically singular configurations. Therefore, exploring the connectivity of  $\mathcal{C}_{free}$  requires to deal with these singularities.



**Fig. 4.** Probabilistic roadmap capturing the connectivity of  $\mathcal{C}_{free}$  for the fictive motion planning problem involving kinematic closure constraints of Sect. 2.

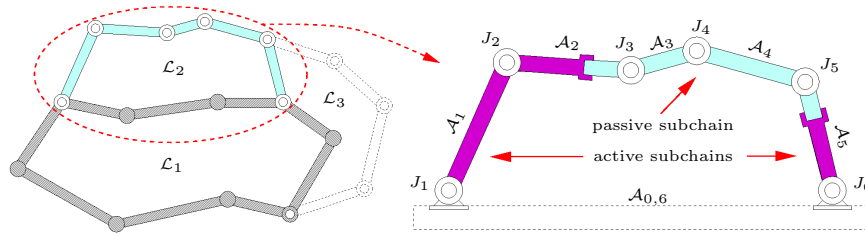
The roadmap represented in Fig. 4 has been built using  $q^a = \{\theta_1, \theta_2\}$  as only set of parameters. Each point  $\{\theta_1, \theta_2\}$  maps to two configurations (i.e. there are two solutions for  $q^p = \theta_3$ ) on different manifolds for all the domain under  $\mathcal{M}_1$  and  $\mathcal{M}_2$  except for the singular set  $\mathcal{S}$  where they intersect, so that configurations in these manifolds are connected by this singular set. This kinematic singularity corresponds to the singularity of the parameterization  $q^a = \{\theta_1, \theta_3\}$  commented above. It can be traversed by a local path on the current parameterization. When a local path is computed between two configurations at different sides of  $\mathcal{S}$ , the bifurcation of the solution can be easily detected when checking the local path validity, and the singular configuration (marked by the small rectangle in Fig. 4) connecting  $\mathcal{M}_1$  and  $\mathcal{M}_2$  can then be identified.

Let us consider now a more difficult case where  $\mathcal{M}_1$  and  $\mathcal{M}_2$  do not intersect along a line but meet at a point. None of the three possible parameterizations would allow to identify such a singular point exactly. The difference in this case is that the singular set has dimension  $\rho - 2$  instead of  $\rho - 1$ . In theory, sets of kinematically singular configurations can have dimension from  $\rho - 1$  to zero. Using sampling techniques for generating configurations on  $\mathcal{C}$  and steering methods on subsets of configuration parameters  $q^a$ , our approach has only the guarantee (if we do not admit a tolerance) to find connections through singular sets of dimension  $\rho - 1$ . The other singular sets, from dimension  $\rho - 2$  to isolated singularities, must be identified by other methods. The general treatment of such singularities goes beyond the scope of this paper. As far as we know, techniques able to globally characterize singular configurations have been proposed only for particular classes of mechanisms (e.g. [10,28]).

## 5 The RLG Algorithm

We have developed an algorithm, that we call Random Loop Generator (RLG), for sampling configurations of closed-chain mechanisms. The general approach was presented in [5]. Then, a variant that treats more efficiently parallel mechanisms was introduced in [6]. More details can be found in [7]. In this section, we present an overview containing main ideas.





**Fig. 5.** Decomposition of a multi-loop in single loops, and a possible choice of passive and active subchains in loop  $\mathcal{L}_2$ .

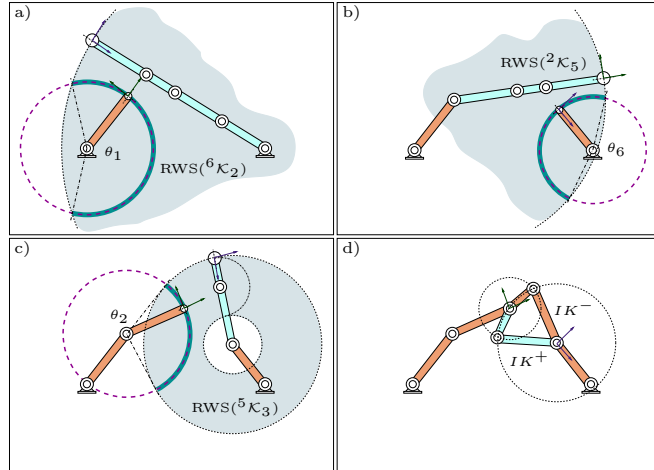
### 5.1 Mechanical System Decomposition

**General Case:** RLG is based on a decomposition of the mechanism into open kinematic chains. In the general case, single loops are handled separately, in a determined order. For each loop, sets of active and passive joint variables are defined consecutively such that they correspond to segments of the kinematic chain. We call *passive subchain* the segment involving the passive variables and *active subchains* to the other segments. There can be one or two active subchains depending on the placement of the passive subchain. The passive subchain is a non-redundant mechanism whose end-frame can span full-rank subsets of the workspace. In general, this requires three joint variables for a planar mechanism and six for a spatial mechanism. Efficient methods to solve inverse kinematics problems for such mechanisms are usually available [22].

In multi-loops, some joint variables are involved in the configuration of several individual loops. Their value is computed for the single loop treated first, and then, these common portions of the mechanism become rigid bodies when treating the other loops. Figure 5 shows an example of a planar multi-loop mechanism. The individual loops are designated by  $\mathcal{L}_i$ , where the index  $i$  indicates the order for the treatment. The figure also illustrates the decomposition of  $\mathcal{L}_2$ . This 6R planar linkage has mobility  $\rho = 3$ . Thus,  $q^a$  and  $q^p$  contain three joint variables each. In this illustration we have chosen  $\theta_3$ ,  $\theta_4$  and  $\theta_5$  (the variables associated with joints  $J_3$ ,  $J_4$  and  $J_5$ ) to be the passive variables. Then, active variables can be seen as configuration parameters of two open chains rooted at a (fictive) link  $\mathcal{A}_{0,6}$ .

**Parallel Mechanisms:** A parallel mechanism is an articulated multi-loop structure in which a solid, the end-effector or platform  $\mathcal{P}$ , is connected to the base  $\mathcal{A}_0$  by at least two independent kinematic chains  $\mathcal{K}_i$ . The pose of  $\mathcal{P}$  is defined by a vector  $q_{\mathcal{P}} = \{x_{\mathcal{P}}, y_{\mathcal{P}}, z_{\mathcal{P}}, \gamma_{\mathcal{P}}, \beta_{\mathcal{P}}, \alpha_{\mathcal{P}}\}$ . The three first elements represent the position of  $F_{\mathcal{P}}$  relative to  $F_{\mathcal{A}_0}$ , the frames associated with  $\mathcal{P}$  and  $\mathcal{A}_0$  respectively. The orientation is given by three consecutive rotations around the coordinate axes of  $F_{\mathcal{P}}$ <sup>1</sup>. We consider the configuration  $q$  of a parallel mechanism is defined by the platform pose and the configuration of the chains  $\mathcal{K}_i$ :  $q = \{q_{\mathcal{P}}, q_{\mathcal{K}_1}, \dots, q_{\mathcal{K}_{n_k}}\}$ . The parameters defining the platform

<sup>1</sup> RLG could also handle other parameterizations (e.g. Euler angles).



**Fig. 6.** Steps of the RLG algorithm performing on a 6R planar linkage.

pose  $q_{\mathcal{P}}$  are selected as active variables. For a given platform pose, the base-frame and the end-frame of each chains  $\mathcal{K}_i$  have fixed relative location. Thus, they have to be treated as closed kinematic chains. If a chain  $\mathcal{K}_i$  is redundant, it is decomposed in active and passive subchains as explained above for a single loop. Thus, we can separate joint variables as follows:  $q_{\mathcal{K}_i} = \{q_{\mathcal{K}_i}^a, q_{\mathcal{K}_i}^p\}$ . Hence, variables defining the configuration  $q$  of a parallel mechanism are divided into active and passive such that:

$$q^a = \{q_{\mathcal{P}}, q_{\mathcal{K}_1}^a, \dots, q_{\mathcal{K}_{n_k}}^a\}, \quad q^p = \{q_{\mathcal{K}_1}^p, \dots, q_{\mathcal{K}_{n_k}}^p\}$$

## 5.2 Sampling process

RLG performs a “guided”-random sampling for  $q^a$  that notably increases the probability of obtaining real solutions for  $q^p$  when solving the loop-closure equations. Figure 6 illustrates the process on a planar 6R linkage (the loop  $\mathcal{L}_2$  in Fig. 5). The active joint variables are computed sequentially by the function `SAMPLE_` $q^a$  detailed in Algorithm 1. The two active subchains are treated alternately. The idea of the algorithm is to progressively decrease the complexity of the closed chain until only the configuration of the passive subchain,  $q^p$ , remains to be solved (by inverse kinematics).

At each iteration, the function `COMPUTECLOSURERANGE` returns a set of intervals  $I_c$  which approximate the closure range of a joint variable, for a fixed configuration of the portions of loop previously generated. The approximation must be conservative in the sense that no region of  $\mathcal{C}$  is excluded for the sampling. This is required in order to guarantee any form of sampling-based completeness (e.g. probabilistic completeness) of motion planning algorithms. The value of the joint variable is randomly sampled inside the intervals  $I_c$ .

The problem of computing the closure range of a joint variable can be formulated as follows. Given a closed kinematic chain  ${}^b\mathcal{K}_e$  involving joints from  $J_b$  to  $J_e$  (we consider  $b < e$  in this explanation), two open kinematic chains

---

**Algorithm 1:** SAMPLE- $q^a$ 

---

```

input    : the loop  $\mathcal{L}$ 
output   : the parameters  $q^a$ 
begin
1 | ( $J_b, J_e$ )  $\leftarrow$  INITSAMPLER( $\mathcal{L}$ );
  | while not ENDACTIVECHAIN( $\mathcal{L}, J_b$ ) do
  |   |  $I_c \leftarrow$  COMPUTECLOSURERANGE( $\mathcal{L}, J_b, J_e$ );
  |   | if  $I_c = \emptyset$  then goto line 1;
  |   | SETJOINTVALUE( $J_b$ , RANDOM( $I_c$ ));
  |   |  $J_b \leftarrow$  NEXTJOINT( $\mathcal{L}, J_b$ );
  |   | if not ENDACTIVECHAIN( $\mathcal{L}, J_e$ ) then SWITCH( $J_b, J_e$ );
  | end

```

---

are obtained by breaking the link  $\mathcal{A}_b$  between  $J_b$  and  $J_{b+1}$ . A suitable break-point is the physical placement of  $J_{b+1}$ , but any other point can be chosen. A frame  $F_c$  associated with this break-point can be seen as the end-frame of both open chains. The closure range of the joint variable corresponding to  $J_b$  is the subset of values making  $F_c$  reachable by the chain  ${}^e\mathcal{K}_{b+1}$ . Solving such a problem requires to represent the workspace of this chain, which is in general very complicated. For our purpose, a simple and fast method is preferred versus a more accurate but slower one. RLG handles simple volumes that bound the reachable workspace (i.e. only considering positional reachability). They are denoted by RWS in Fig. 6. In general, a reasonable choice for the RWS is a spherical shell with external and internal radii corresponding respectively to an upper bound of the maximum extension and a lower bound of the minimum extensions of the chain. Once defined  $\text{RWS}({}^e\mathcal{K}_{b+1})$ , computing the approximation of the closure intervals for  $J_b$  is very simple. If  $J_b$  is a revolute joint, then the origin of  $F_c$  describes a circle around its axis. If  $J_b$  is a prismatic joint, the origin of  $F_c$  moves on a straight-line segment. Then,  $I_c$  is obtained from the intersection of a circle or a line with a simple volume RWS.

The function to sample  $q_{\mathcal{P}}$  for a parallel mechanism is based on the same principle that SAMPLE- $q^a$ . The parameters are sampled progressively from the computed closure range approximations. The main difference is that the closure range depends now on the satisfaction of closure constraints that simultaneously involve several individual loops.

## 6 Performance of RLG

RLG is a general technique, applicable to any sampling-based planner. In this section, we show examples of motion planning problems solved by PRM and RRT planners extended to handle loop-closure constraints. The goal of the experiments is to compare the performance of the planners with and without incorporating RLG. The tests have been made with the software Move3D [25], in which our algorithms have been implemented.

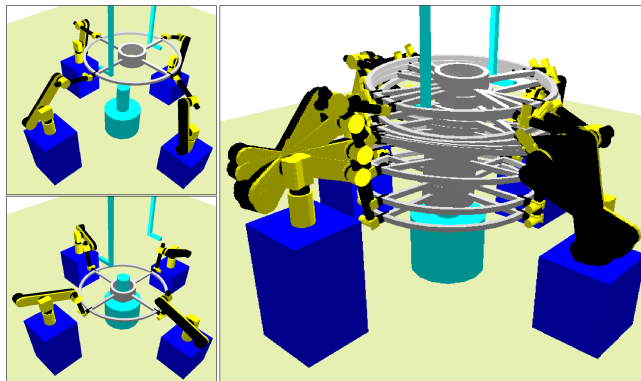


Fig. 7. Motion planning problem for four robotic arms manipulating an object. Start and goal configurations (left) and trace of the solution path (right).

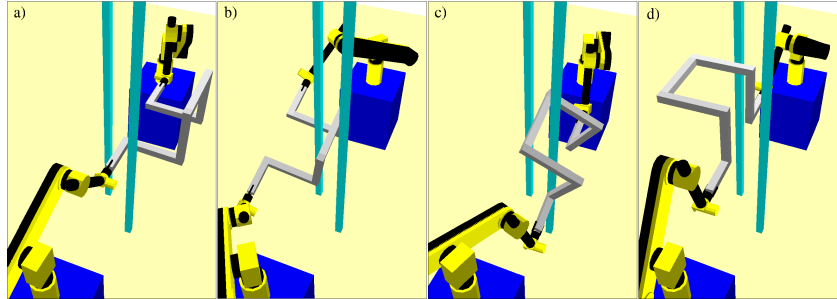
### 6.1 Results with a PRM-based Planner

PRM-based algorithms build a graph (the roadmap) whose nodes are randomly sampled configurations that satisfy motion constraints. For a closed-chain mechanism, only the parameters  $q^a$  are sampled, and loop-closure equations have to be solved to determine if the sample yields a valid configuration or not. We have compared the performance of the planner using an uniform random sampling<sup>2</sup> or RLG for sampling  $q^a$ .

Figure 7 shows four manipulators handling an object. The whole system can be seen as an articulated parallel structure. If the grasps are modeled as fixed attachments, the composed mechanism involves  $m = 30$  joint variables (6 for each manipulator and 6 for the movable object), and the mobility is  $\rho = 6$ . Since the manipulators are non-redundant,  $q^a = q^p$ : the parameters defining the location of the object. Almost all (more than 90%) the configurations  $q^p$  generated by RLG make the object simultaneously reachable by the four manipulators. Using a uniform random sampling, the bounds of the parameters  $q^p$  have first to be adjusted “by hand” with relation to the workspace of the manipulators (this is not necessary for RLG). Even with a good setting of the bounds, less than 0.05% of the samples yield valid (closed) configurations. Let us see now the repercussion when solving motion planning problems using the PRM approach. In the problem illustrated in the figure, the manipulators have to unhook an object and to insert it into the cylindrical axis. For computing a roadmap containing the solution path to this problem, millions of poses generated by uniform random sampling were necessary and the process took more than 20 minutes<sup>3</sup>. Using RLG for sampling configurations, less than 500 random platform poses were generated and the roadmap was built in less than 20 seconds. This result show that RLG avoids an enormous number of futile operations (i.e. calls to inverse kinematics functions) which drop off the performance of the planner.

<sup>2</sup> Implemented using the `rand()` function of the GNU C Library.

<sup>3</sup> Tests were performed using a Sun Blade 100 Workstation with a 500-MHz UltraSPARC-IIe processor.



**Fig. 8.** Sequence of the solution to a difficult motion planning problem for two robotic arms manipulating an object among obstacles.

## 6.2 Results with an RRT-based Planner

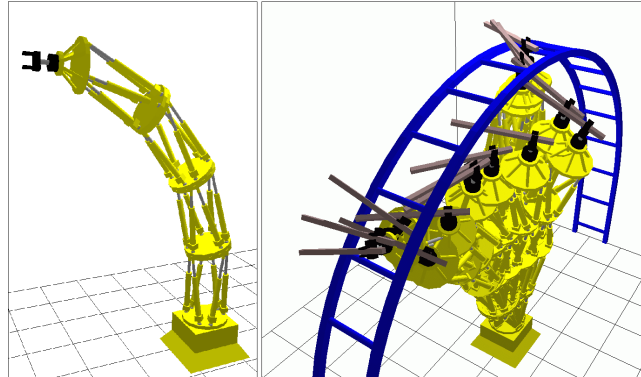
The principle of RRT is to use uniformly distributed configurations  $q_{rand}$ , sampled at random in  $\mathcal{C}$ , to bias the expansion of search trees in  $\mathcal{C}_{free}$ . Under loop-closure constraints, the use of samples in  $\mathcal{Q}$  was proposed in [29] in order to evade the cost of sampling  $\mathcal{C}$ . We have compared the performance of a uniform random sampling in  $\mathcal{Q}$  versus RLG for generating  $q_{rand}^a$ .

In the example illustrated in Fig. 8, two robotic arms coordinate for manipulating a twisted bar among two vertical bars that restrict its motion. The goal is to solve a motion planning query between configurations in Fig. 8.a and Fig. 8.d. The figure shows a sequence of intermediate configurations of the solution of this puzzle-like problem. The difficulty of this problem depends on the distance between the vertical bars  $d_{bars}$ . We have made tests with three settings:  $d_{bars} = \{150, 175, 200\}$ . In this example,  $q^a$  corresponds to the configuration of one of the arms grasping the bar. The next table shows averaged results of tests. **N** is the number of iterations for expanding the search trees. **T** is the computing time. These results show the importance of an appropriate sampling considering the presence of kinematic loops. The gain obtained using the RLG sampling technique increases with the difficulty of the motion planning problem.

$d_{bars}$	Uniform		With RLG		
	N	T	N	T	gain T
200	2719	42.26	118	3.23	× 13
175	4995	102.92	424	6.30	× 16
150	9761	312.76	615	9.14	× 34

## 7 Applications of Closed-Chain Motion Planning

We have studied some of the possible applications of algorithms for motion planning under loop-closure constraints. One of them, coordinated manipulation planning, has been illustrated with the two examples in Sec. 6 and the problem shown in Fig. 1. This last problem combines several types of difficulty. First, the virtual structure composed by the three mobile manipulators grasping the piano can be seen as a parallel mechanism with redundant legs



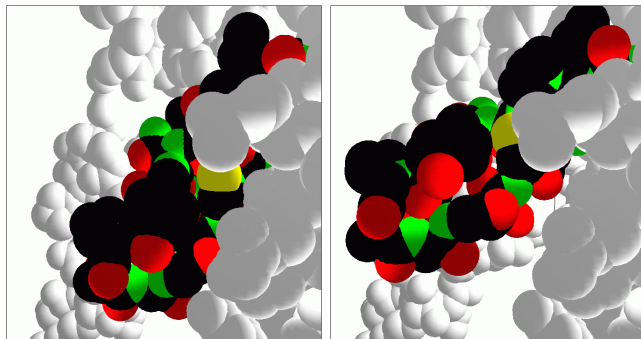
**Fig. 9.** Model of the robot Logabex-LX4, composed of four Gough-Stewart platforms connected in series, and trace of a collision-free path.

(the chains  $\mathcal{K}_i$  correspond to the mobile manipulators). And second, the geometric complexity of the scene makes collision checking very hard. Besides, obstacles are strategically placed in order to hinder the motion of robots for changing the orientation of the piano. A roadmap that permits to solve most possible queries in this scene was computed using the an extended version of the Visibility-PRM algorithm [24] in 5 minutes.

Applied to parallel robots, motion planning algorithms can help designers of these mechanisms, or can provide useful data for real-time trajectory planning. Our work on parallel mechanisms [6] represents the first effective application of sampling-based planners to this kind of articulated structures. The generality of our approach is demonstrated by the complexity of the systems that it is able to treat, such as the model of the Logabex-LX4 (Fig. 9), whose configuration-space is a 25-dimensional variety embedded in a 97-dimensional joint-space. Planning queries for moving the manipulator with the grasped bar from one to another opening of the bridge were solved by the extended RRT-based algorithm in less than one minute.

The above expounded closed-chain planners can also be used as a key component of a novel manipulation planning approach described in [26]. The clever idea is to explore the connectivity of the subset where the manipulation sub-paths (i.e. *transit* and *transfer* paths) meet via a virtual closed-chain mechanism consisting of the robot grasping the movable object placed at a stable position. Our manipulation planner automatically generates, among continuous sets, the grasps and the intermediate placements of the movable object required to solve complicated problems. It is the first general manipulation planner with this capability.

We also began to investigate applications out of the field of robotics. Motion planning techniques can be used as new tools to help the resolution of important open problems in computational biology [9]. We discuss in [8] the application of closed-chain planning techniques to the structural analysis of protein loops. The algorithms that we have presented can act as efficient filters for conformational search methods by making a geometric treatment of strong energetic constraints: maintaining the backbone integrity (i.e. loop-



**Fig. 10.** Simulated conformational gating of loop 7 in amylosucrase. Crystallographic conformation (left) and geometrically feasible change (right).

closure) and avoiding steric classes. We have developed a conformational sampling algorithm that provides random conformations achieving such geometric constraints. The algorithm combines RLG for generating the backbone conformation with other sampling and collision detection techniques to obtain feasible conformations of the side-chains. We also propose a new conformational search technique, inspired by the RRT approach, for studying geometrically feasible loop motions. Preliminary results are promising. They demonstrate the capacity of the techniques to handle protein models with long loops that involve several dozens of degrees of freedom in the backbone and in the side-chains. Figure 10 illustrates an example of such a long loop in the model of amylosucrase from *Neisseria polysaccharea*.

## 8 Conclusions and Future Work

We have introduced sampling-based motion planning algorithms into an extended formulation of the motion planning problem under kinematic loop-closure constraints. We have tried to give general directives without focusing on a particular implementation. The RLG algorithm allows to overcome the challenge of sampling random configurations for general closed-chain mechanisms. The results obtained, in different domains of application, when solving difficult problems with PRM-based and RRT-based extended planners, demonstrate the efficacy and the generality of the approach.

Several points remain for future research. Some of them concern the RLG sampling algorithm. RLG provided good results in all our experiments. Nevertheless, a deeper analytical work is necessary in order to characterize its performance. Also, studying new forms of sampling, using quasi-random sequences or multi-resolution grids recently proposed [17], seems to be an interesting way to follow. Another improvement involves the selection of active and passive subchains. A general automatic method, based on an analysis of kinematic diagrams of mechanisms, remains to be devised.

A general methodology for the treatment of singularities within sampling-based motion planning algorithms remains an open topic to be further investigated. Recent interval methods [21,23] appear to be another matter to

study for the improvement of closed-chain motion planning techniques. Interval methods can provide a complete approximated representation of the whole set of configurations satisfying loop closure equations. They compute a set of boxes that contain the continuum of solutions. Such a representation is very suitable for the application of sampling-based motion planning algorithms.

Another direction for future research concerns the application of closed-chain motion planning to computational biology. We intend to further study problems in structural biology that require the development of new techniques for the conformational analysis of protein loops. A first goal is to get efficient algorithms to capture the whole subset of the geometrically feasible conformations of one or several loops in the same protein. The next goal is to handle several proteins that interact while changing the conformation of loops on their surfaces. Applications to structural biology are attractive for the algorithmic development because of the kinematic complexity of molecular models. Obviously, robotic applications could also benefit from improvements achieved in this field.

#### Acknowledgments.

This work has been supported by the European project IST-37185 MOVIE and the project BioMove3D of the CNRS Bioinformatics Research Program.

#### References

1. Basu S., Pollack R., Roy M.-F. (2000). Computing Roadmaps of Semi-algebraic Sets on a Variety. *J. Am. Math. Soc.* **13**(1), 55–82
2. Burdick J.W. (1988). Kinematic Analysis and Design of Redundant Robot Manipulators. PhD Thesis, Stanford University.
3. Burdick J.W. (1989). On the Inverse Kinematics of Redundant Manipulators: Characterization of the Self-Motion Manifold. *Proc. IEEE Int. Conf. Rob. & Autom.*, 264–270
4. Canny J.F. (1988). *The Complexity of Robot Motion Planning*. MIT Press, Cambridge
5. Cortés J., Siméon T., Laumond J.-P. (2002). A Random Loop Generator for Planning the Motions of Closed Kinematic Chains using PRM Methods. *Proc. IEEE Int. Conf. Rob. & Autom.*, 2141–2146
6. Cortés J., Siméon T. (2003). Probabilistic Motion Planning for Parallel Mechanisms. *Proc. IEEE Int. Conf. Rob. & Autom.*, 4354–4359
7. Cortés J. (2003). *Motion Planning Algorithms for General Closed-Chain Mechanisms*. PhD Thesis, Institut National Polytechnique de Toulouse
8. Cortés J., Siméon T., Remaud-Siméon M., Tran V. (2004). Geometric Algorithms for the Conformational Analysis of Long Protein Loops. *J. Comp. Chem.* **25**(7), 956–967
9. Finn P.W., Kavvaki L.E., Latombe J.-C. et al. (1998). RAPID: Randomized Pharmacophore Identification. *Comp. Geom.: Theory & Appl.* **10**(4), 263–272
10. Gosselin C. (1988). *Kinematic Analysis, Optimization and Programming of Parallel Robotic Manipulators*. PhD Thesis, McGill University



11. Han L., Amato N.M. (2001). A Kinematics-Based Probabilistic Roadmap Method for Closed Kinematic Chains. In: Donald B.R., Lynch K.M., Rus D. (Eds.) *Algorithmic and Computational Robotics: New Directions (WAFR2000)*. A.K. Peters, Boston, 233–245
12. Kavraki L.E., Svestka P., Latombe J.-C., Overmars M.H. (1996). Probabilistic Roadmaps for Path Planning in High-Dimensional Configuration Spaces. *IEEE Trans. Rob. & Autom.* **12(4)**, 566–580
13. Latombe J.-C. (1991). *Robot Motion Planning*. Kluwer Academic Publishers
14. Latombe J.-C. (1999). Motion Planning: A Journey of Robots, Molecules, Digital Actors, and Other Artifacts. *Int. J. Rob. Res.* **18(11)**, 1119–1128
15. LaValle S.M., Yakey J.H., Kavraki L.E. (1999). A Probabilistic Roadmap Approach for Systems with Closed Kinematic Chains. *Proc. IEEE Int. Conf. Rob. & Autom.*, 473–479
16. LaValle S.M., Kuffner, J.J. (2001). Rapidly-Exploring Random Trees: Progress and Prospects. In: Donald B.R., Lynch K.M., Rus D. (Eds.) *Algorithmic and Computational Robotics: New Directions (WAFR2000)*. A.K. Peters, Boston, 293–308
17. LaValle S.M., Branicky M.S. (2004). On the Relationship Between Classical Grid Search and Probabilistic Roadmaps. In: Boissonnat J.-D., Burdick J., Goldberg K., Hutchinson S. (Eds.) *Algorithmic Foundations of Roadmaps V (WAFR2002)*. Springer-Verlag, Berlin, 59–75
18. Lin M.C., Manocha D. (2004). Collision and Proximity Queries. In: *Handbook of Discrete and Computational Geometry: Collision Detection*. To appear. Available at <http://www.cs.unc.edu/~dm/>
19. Lozano-Pérez, T. (1983). Spatial Planning: A Configuration Space Approach. *IEEE Trans. Computers* **32(2)**, 108–120
20. McCarthy J.M. (2000). *Geometric Design of Linkages*. Springer-Verlag, New York
21. Merlet J.-P. (2001). A Parser for the Interval Evaluation of Analytical Functions and its Applications to Engineering Problems. *J. Symb. Comp.* **31**, 475–486
22. Nielsen J., Roth B. (1997). Formulation and Solution for the Direct and Inverse Kinematics Problem for Mechanisms and Mechatronic Systems. *Proc. NATO Adv. Study Inst. on Comp. Meth. in Mech.* **1**, 233–252
23. Porta J.M., Ros L., Thomas F., Torras C. (2003). A Branch-and-Prune Algorithm for Solving Systems of Distance Constraint. *Proc. IEEE Int. Conf. Rob. & Autom.*, 342–348
24. Siméon T., Laumond J.-P., Nissoux C. (2000). Visibility-Based Probabilistic Roadmaps for Motion Planning. *Adv. Rob. J.* **14(6)**, 477–494
25. Siméon T., Laumond J.-P., Lamiroux F. (2001). Move3D: a Generic Platform for Path Planning. *Proc. IEEE Int. Symp. Assembly & Task Planning*, 25–30
26. Siméon T., Laumond J.-P., Cortés J., Sahbani A. (2004). Manipulation Planning with Probabilistic Roadmaps. *Int. J. Rob. Res.*, *in press*
27. Thomas F. (1993). The Self-Motion Manifold of the N-bar Mechanism. In: Angeles J., Hommel G., Kovács P. (Eds.) *Computational Kinematics*. Kluwer Academic Publishers, Dordrecht, 95–107
28. Trinkle J.C., Milgram R.J. (2002). Complete Path Planning for Closed Kinematic Chains with Spherical Joints. *Int. J. Rob. Res.* **21(9)**, 773–789
29. Yakey J.H. (2000). *Randomized Path Planning for Linkages with Closed Kinematic Chains*. MA Thesis, Iowa State University
30. Yakey J.H., LaValle S.M., Kavraki L.E. (2001). Randomized Path Planning for Linkages with Closed Kinematic Chains. *IEEE Trans. Rob. & Autom.* **17(6)**, 951–958