



HAL
open science

29GHz-bandwidth monolithically integrated EAM-VCSEL

Ludovic Marigo-Lombart, Christophe Viallon, Alexandre Rumeau, Alexandre Arnoult, Stéphane Calvez, Antoine Monmayrant, Olivier Gauthier-Lafaye, Hugo Thienpont, Krassimir Panajotov, Guilhem Almuneau

► **To cite this version:**

Ludovic Marigo-Lombart, Christophe Viallon, Alexandre Rumeau, Alexandre Arnoult, Stéphane Calvez, et al.. 29GHz-bandwidth monolithically integrated EAM-VCSEL. Workshop VCSEL Day 2019, May 2019, Bruxelles, Belgium. hal-02391664

HAL Id: hal-02391664

<https://laas.hal.science/hal-02391664v1>

Submitted on 9 Dec 2019

HAL is a multi-disciplinary open access archive for the deposit and dissemination of scientific research documents, whether they are published or not. The documents may come from teaching and research institutions in France or abroad, or from public or private research centers.

L'archive ouverte pluridisciplinaire **HAL**, est destinée au dépôt et à la diffusion de documents scientifiques de niveau recherche, publiés ou non, émanant des établissements d'enseignement et de recherche français ou étrangers, des laboratoires publics ou privés.

29GHz-bandwidth monolithically integrated EAM-VCSEL

L. Marigo-Lombart^{1,2,*}, C. Viallon¹, A. Rumeau¹, A. Arnoult¹,
S. Calvez¹, A. Monmayrant¹, O. Gauthier-Lafaye¹,
H. Thienpont², K. Panajotov² and G. Almuneau¹

almuneau@laas.fr

¹ LAAS-CNRS, Photonics, Toulouse, France

² VUB, B-Phot, Brussels, Belgium

* *Now with II-VI Laser Enterprise*

> VCSEL modulation speed increase



Datacenters



High performance computing



Consumer electronics

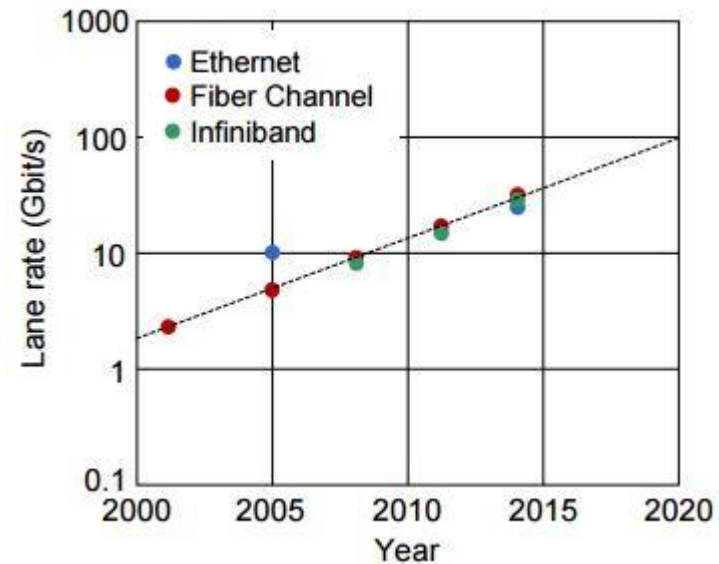
Pluggable transceiver



Active optical cable



Mid-board optical module



Next generation : 100 Gb/s

From A. Larsson presentation « VCSELs and Optical Interconnects », Chalmers, 2016

> VCSEL modulation speed increase

Direct modulation

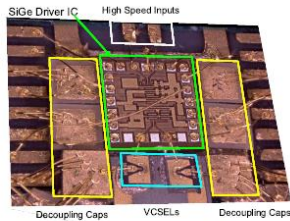
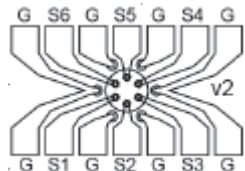


Fig. 1. Photograph of transmitter showing driver IC, VCSELS, decoupling capacitors and printed circuit board traces.

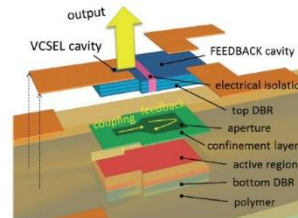
71 Gb/s NRZ modulated VCSEL
 30 GHz Chalmers - 2015,
 33 GHz Berlin - 2016



6x40Gb/s - 240 Gb/s
 Chalmers - 2015

- ✓ Standard approach
- ✓ Footprint
- ✗ High drive current
- ✗ Carriers dynamics limitation

Lateral integration



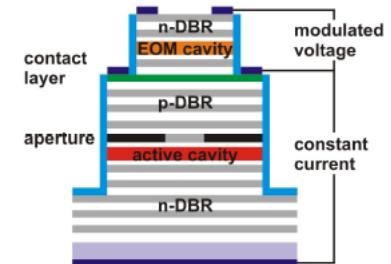
EAM laterally integrated
 > 30 GHz
 Tokyo Inst. Technol. - 2015



Transverse Coupled-Cavity VCSEL
 10 GHz
 Tokyo Inst. Technol. - 2014

- ✓ Less chirp
- ✗ Modulation depth
- ✗ Feedback

Vertical modulation



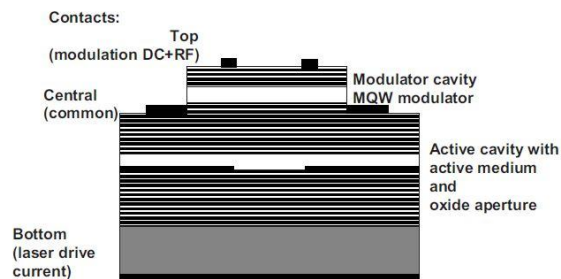
EO modulation of VCSEL
 >35 GHz T. U. Berlin - 2008
 23 GHz ECE Illinois - 2010

Electro-refractive effect:
 Modif. of the top DBR properties

- ✓ Footprint
- ✓ Standard VCSEL technology
- ✓ Higher bandwidth
- ✗ Coupled cavities

> VCSEL modulation speed increase

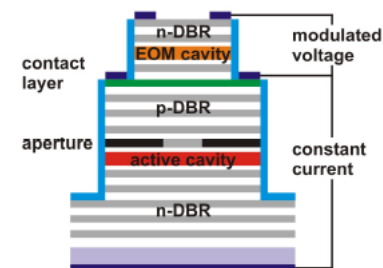
Vertical modulation



EAM - VCSEL
20 GHz Univ. Albany - 2010

Electro-absorption effect:
Absorption in the modulator cavity

- ✓ Footprint
- ✓ Standard VCSEL technology
 - ✓ Higher bandwidth
 - Weakly Coupled cavities



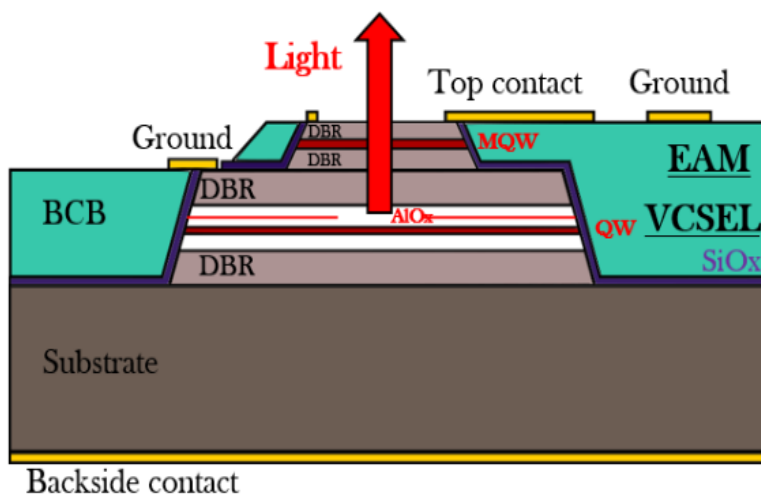
EO modulation of VCSEL
>35 GHz T. U. Berlin - 2008
23 GHz ECE Illinois - 2010

Electro-refractive effect:
Modif. of the top DBR properties

- ✓ Footprint
- ✓ Standard VCSEL technology
 - ✓ Higher bandwidth
 - ✗ Coupled cavities

> Our approach

Vertical integration of an Electro-Absorption Modulator

**Advantages:**

- Weakly coupled cavities
- Global consumption < 100 fJ/bit (estimation) [1]
- Optical absorption dynamics up to 300 GHz [2]

Challenges:

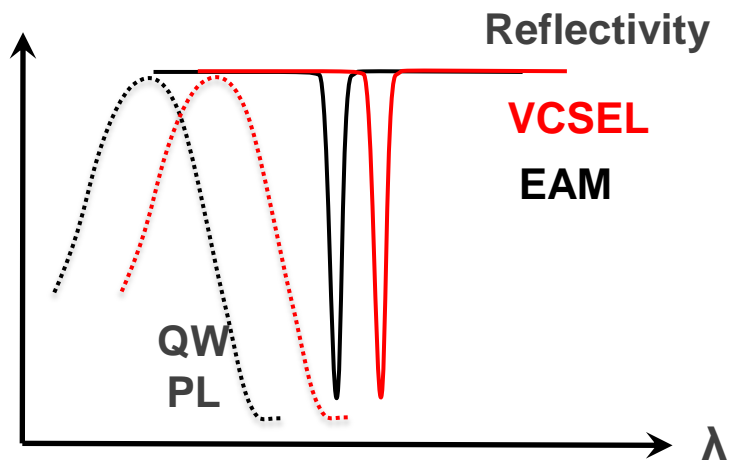
- Optical optimization (shared DBR and modulator MQW)
- Impact of temperature on modulator
- RF Design for high-speed electrical injection
- Epitaxial growth
- Technological integration

[1] X. Gu, T. Shimada, A. Matsutani and F. Koyama, « 35- μm Bragg Reflector Waveguide Modulator for High-Speed and Energy-Saving Operation », PTL, 2013

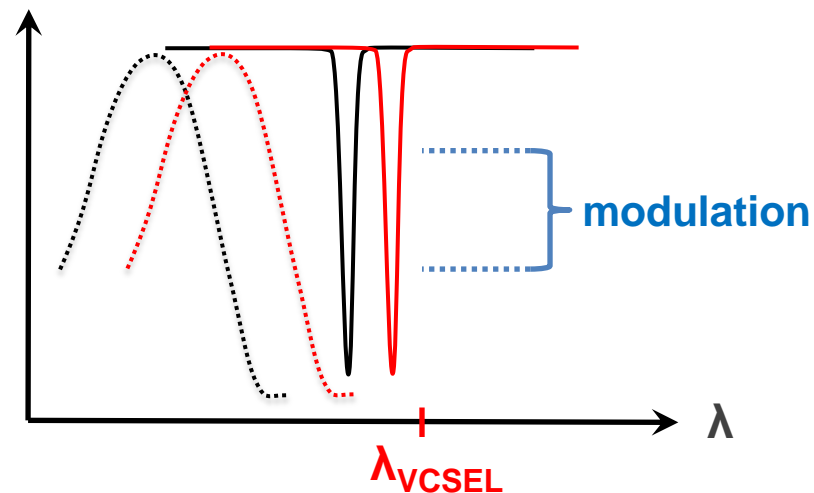
[2] V. V. Nikolaev and E. A. Avrutin, « Photocarrier Escape Time in Quantum-Well Light-Absorbing Devices: Effects of Electric Field and Well Parameters », JoQE, 2003

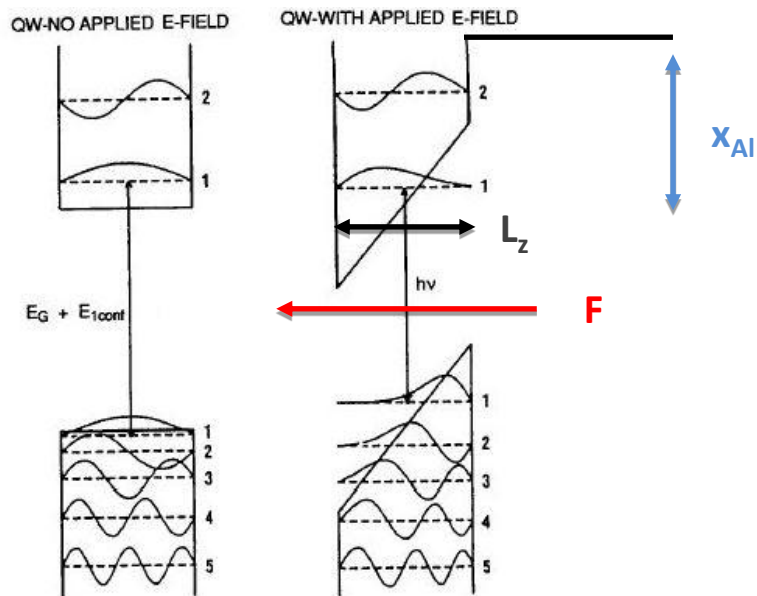
- > Main challenge : optimum detuning between both cavities

Room Temp. - without field



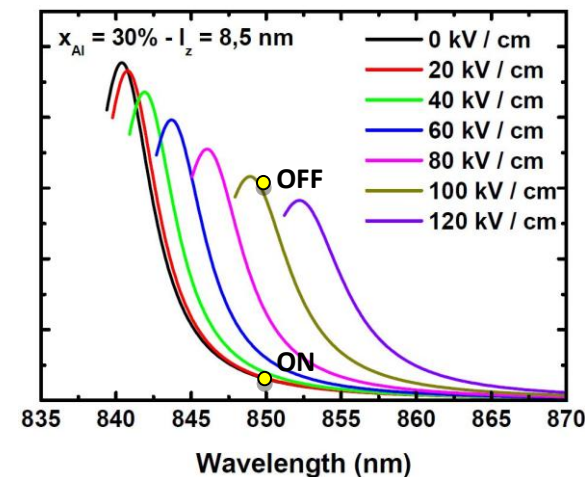
VCSEL operation (50°C)
Electric field applied to EAM





Main QW physical parameters :

- x_{Al} = Al concentration in the barrier (%)
- L_z = QW width (nm)
- F = electric field (kV/cm)



Usual figures of merit :

- $\Delta\alpha/\alpha_0$ (modulation depth)
- $\Delta\alpha/(\Delta F)^2$ (mini. Electric field)

Proposed figure of merit :

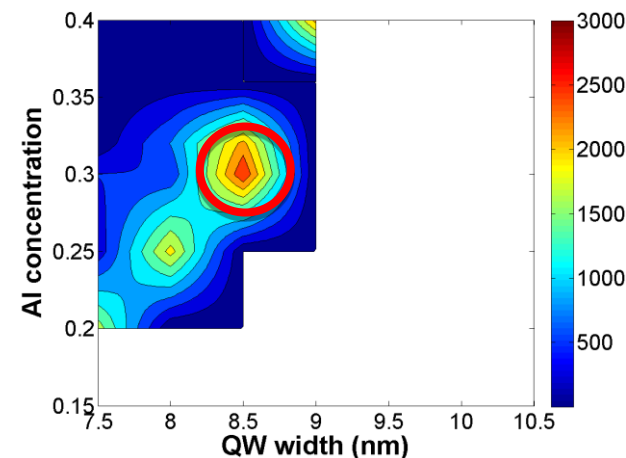
$$M = (\Delta\alpha/\alpha_0) \cdot (\Delta\alpha/(\Delta F)^2)$$

to be maximized

Optimization for :

- $7.5 \text{ nm} < L_z < 10.5 \text{ nm}$
- $15 \% < x_{Al} < 40 \%$
- $F_{ON} \ 0 \rightarrow 80 \text{ kV/cm}$
- $F_{OFF} \ 20 \rightarrow 100 \text{ kV/cm}$

M for ΔF range 80-100 kV/cm ($\Delta V=5.6V$)




MQW embedded in an asymmetric Fabry-Perot structures (ASFP)

6-period top DBR
25 QWs

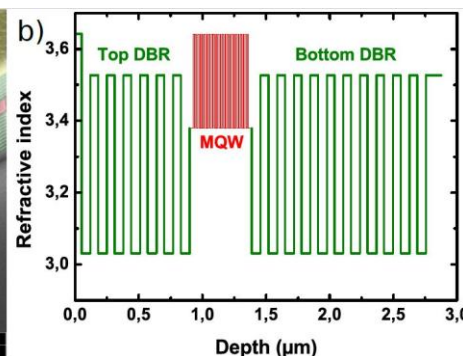
$$x_{Al} = 30\%$$

$$L_z = 8.5 \text{ nm}$$

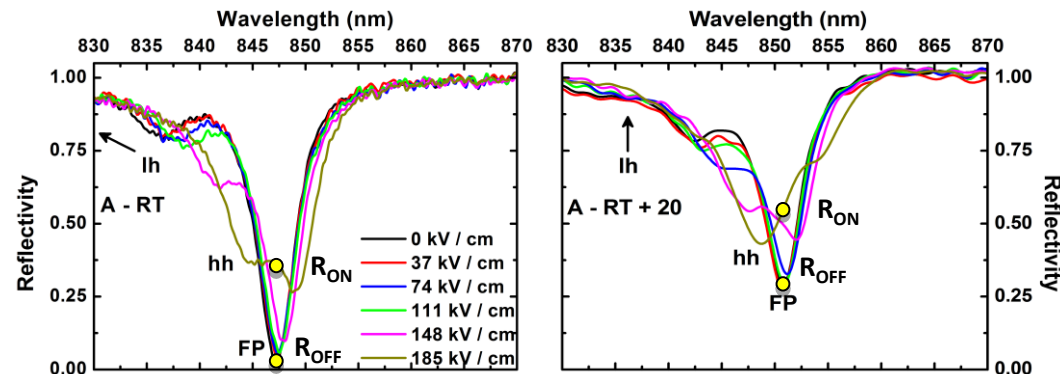
10-period bottom DBR



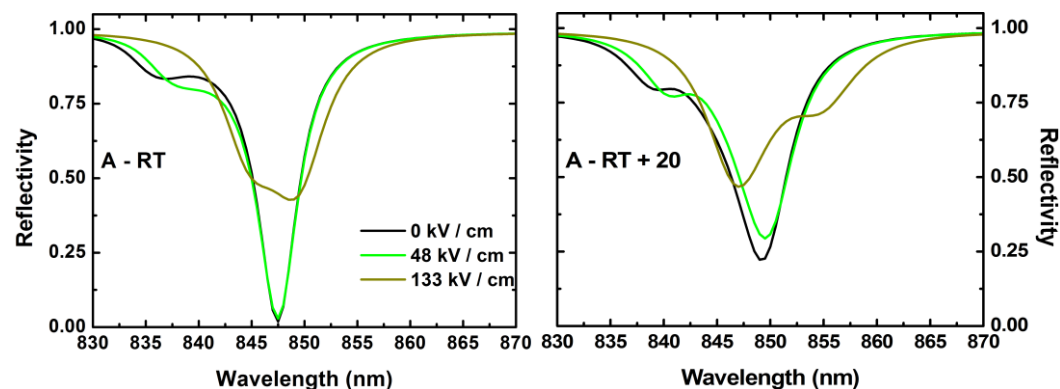
SEM crossview of a EAM mesa



Experimental measurements (by hyperspectral imaging setup)



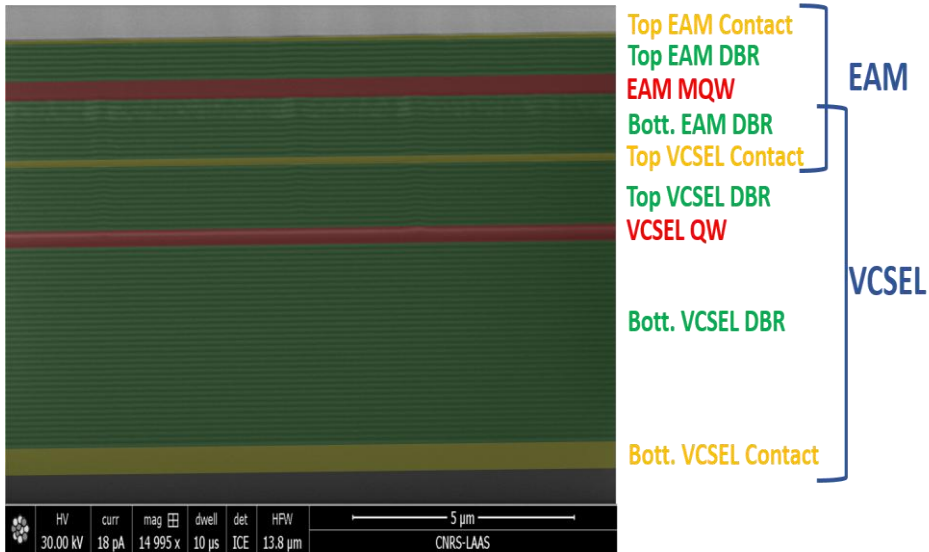
ASFP Modelling (Lengyel EA model - JQE 1990)



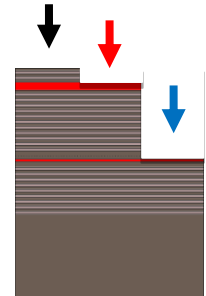
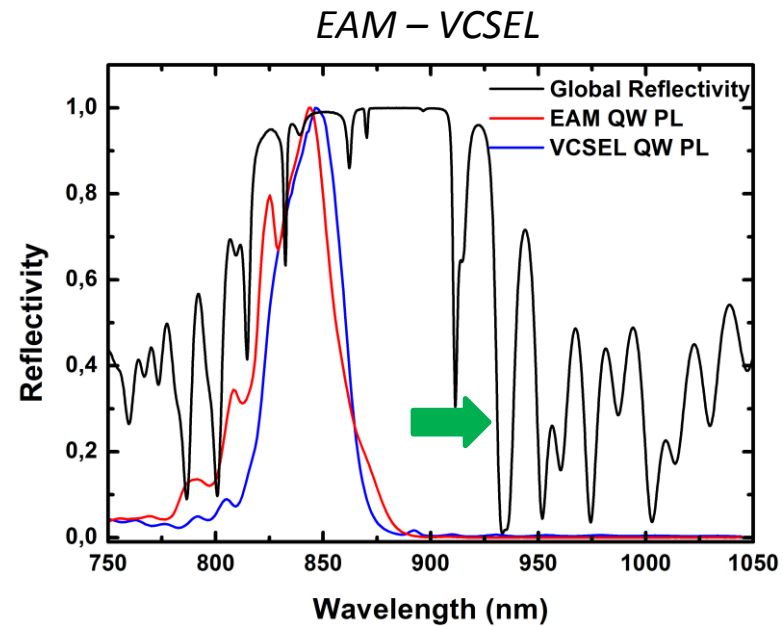
Very good agreement measurement / simulation

- Performance deterioration with the temperature
- Ideal EAM detuning => $\lambda_{\text{Excitonic peak}} < \lambda_{\text{Fabry-Pérot}}$

- **MBE Growth in-situ monitoring**
- Optical flux monitoring (Ga, Al effusion cells)
>>> LAAS Patent (A. Arnoult et al.)
- Optical reflectometry
- Wafer curvature (newly developed technique)
>>> LAAS Patent (A. Arnoult et al.)

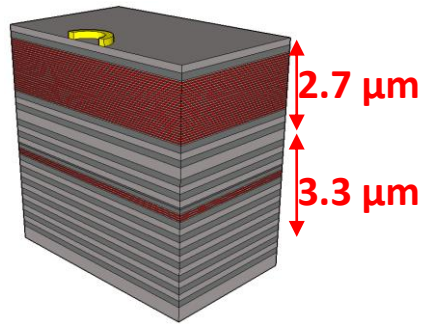


SEM crossview of a EAM – VCSEL grown by Molecular Beam Epitaxy in the LAAS-CNRS cleanroom

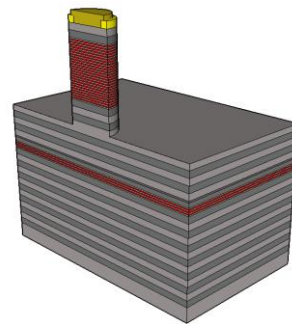


EAM - VCSEL cavities :

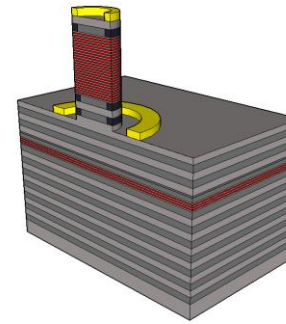
- EAM absorption and VCSEL gain blueshifted w/ cavities
- FP cavity modes : $\lambda_{VCSEL} > \lambda_{EAM}$




EAM top contact



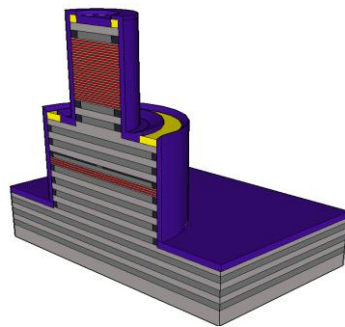
EAM etch



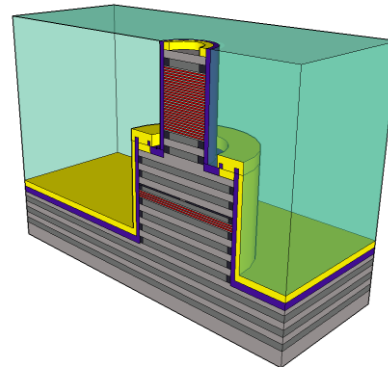
EAM bottom contact




EAM passivation + VCSEL etch
+ oxidation



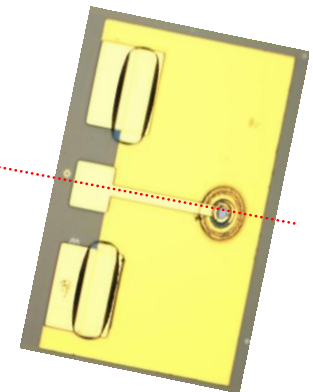
VCSEL passivation



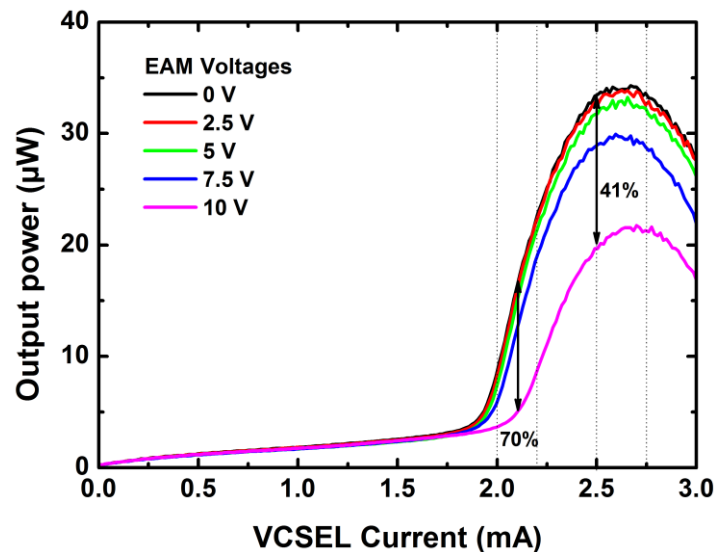
Contact report +
BCB planarization



GSG contacts



L. Marigo-Lombart et al., Proc. SPIE 9892, Semicond. Lasers and Laser Dyn. VII, 98921R, April 2016




Very small oxide aperture ($1 \mu\text{m}$)

⇒ High temperature

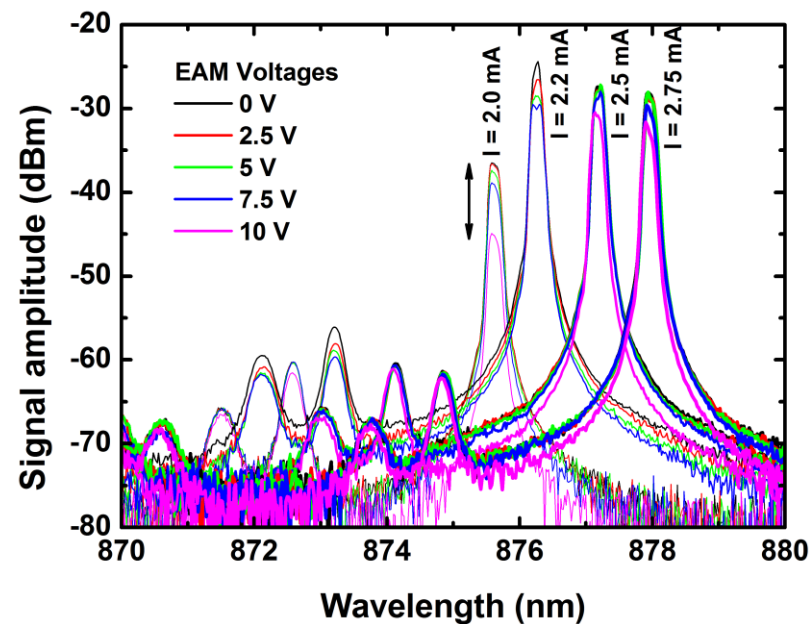
⇒ High voltage (around 10V)

⇒ Low reliability

⇒ Low output power



Modulation > 40 %
Chirp $\leq 0.08 \text{ nm}$



Experimental hurdles :

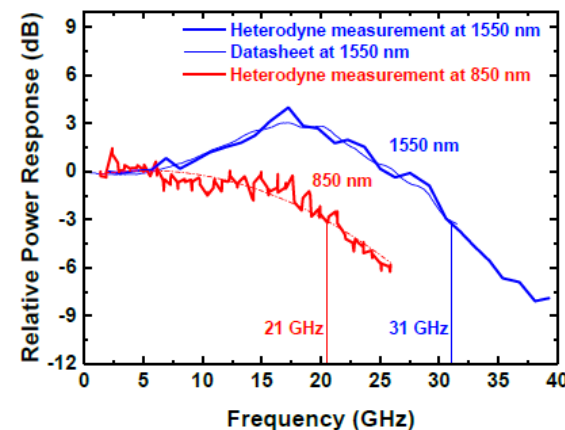

- Optical alignment between SM fiber ($\varnothing < 10\mu\text{m}$) and EAM ($\varnothing 18 - 27 \mu\text{m}$)

>>> Lock-in amplifier assisted alignment

- Photodiode HF response for calibration/normalization

>>> InGaAs HF response at 850nm \neq 1550nm

>>> Measured by heterodyne beating technique @ 850nm

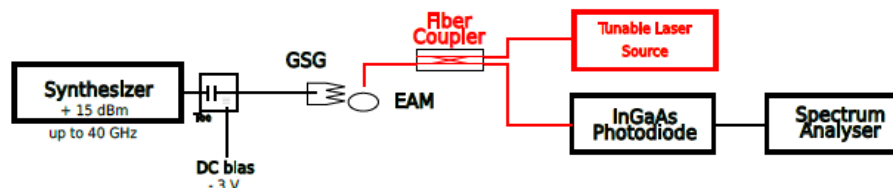
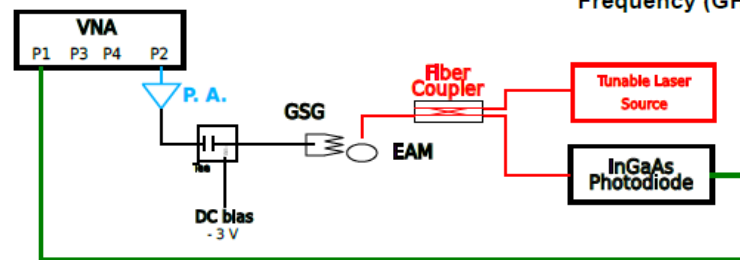


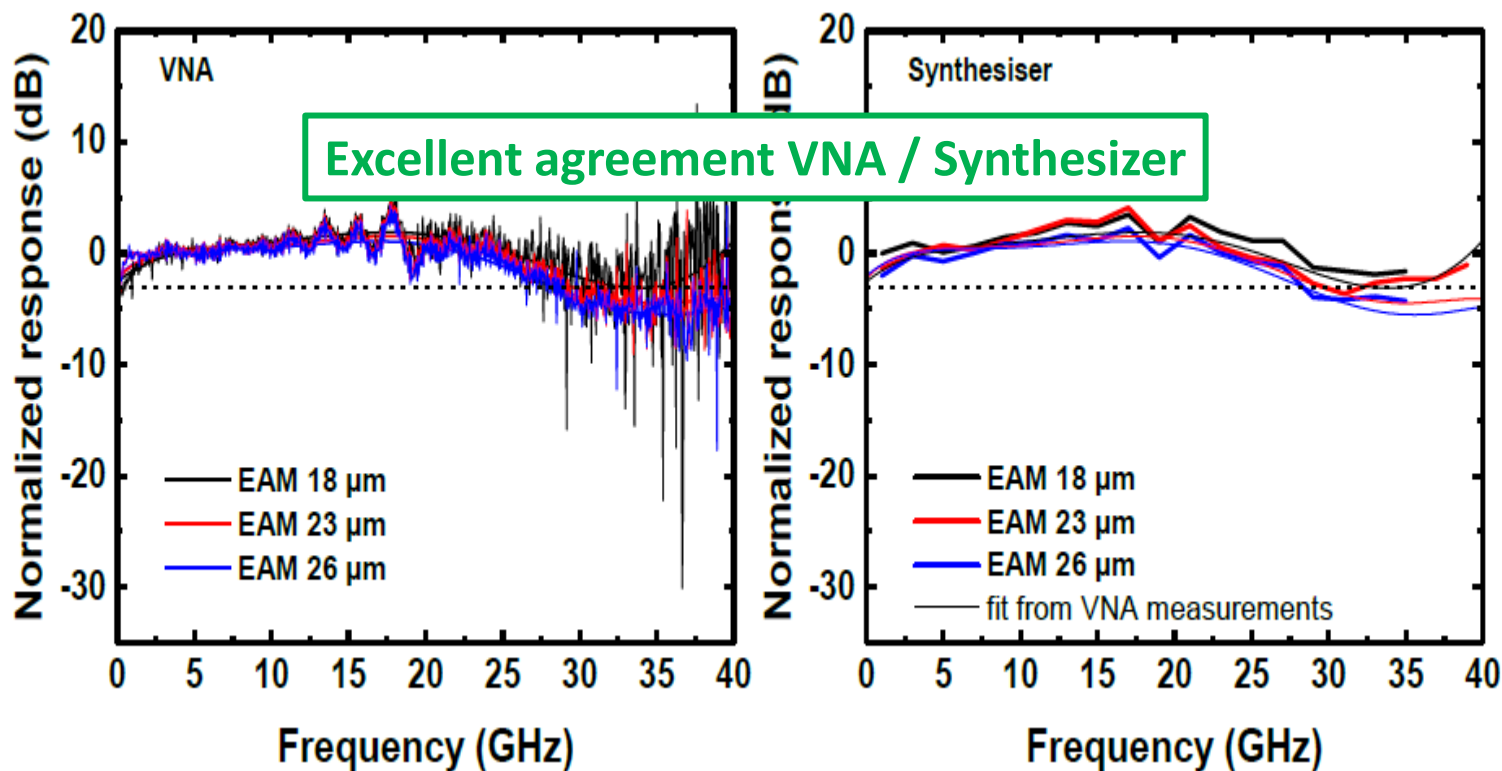
- Significant modulation contrast :

>>> Two setups have been used :

1) VNA (or PD) with power amplified output

2) RF synthesizer => possibility to apply a constant voltage on the EAM pads

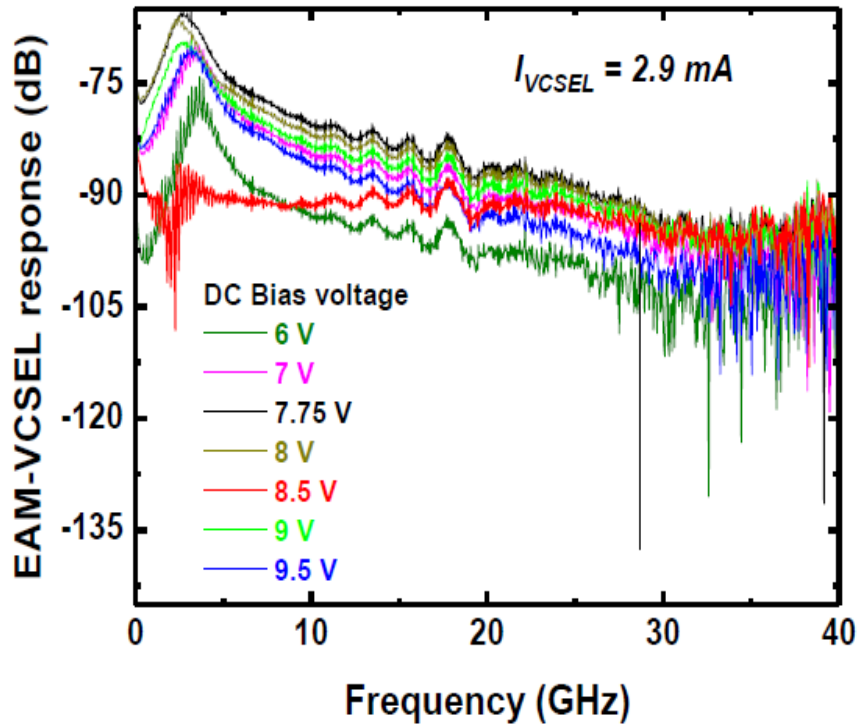




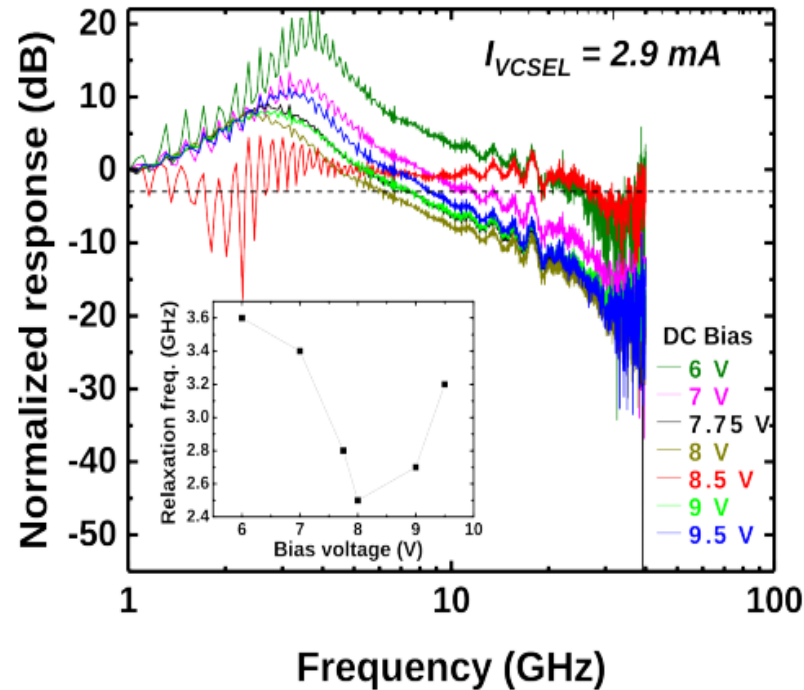
Physical parameters :

- ✓ **Diameter:** $f_{-3dB} = 28, 29$ and 32 GHz for $\varnothing=26, 23$ and 18 μm
- ✓ **Temperature:** no impact (in the studied range)
- ✓ **Illumination wavelength:** no impact on f_{-3dB} but amplitude modification
- ✓ **Bias voltage:** no impact on f_{-3dB} but amplitude modification

- Study/optimization of the HF injection access
 >>> Extraction of the EAM parasitics contribution
 => **Electrical model developed**



L Marigo-Lombart et al, J. Phys. Photonics 1 02LT01 (2019)

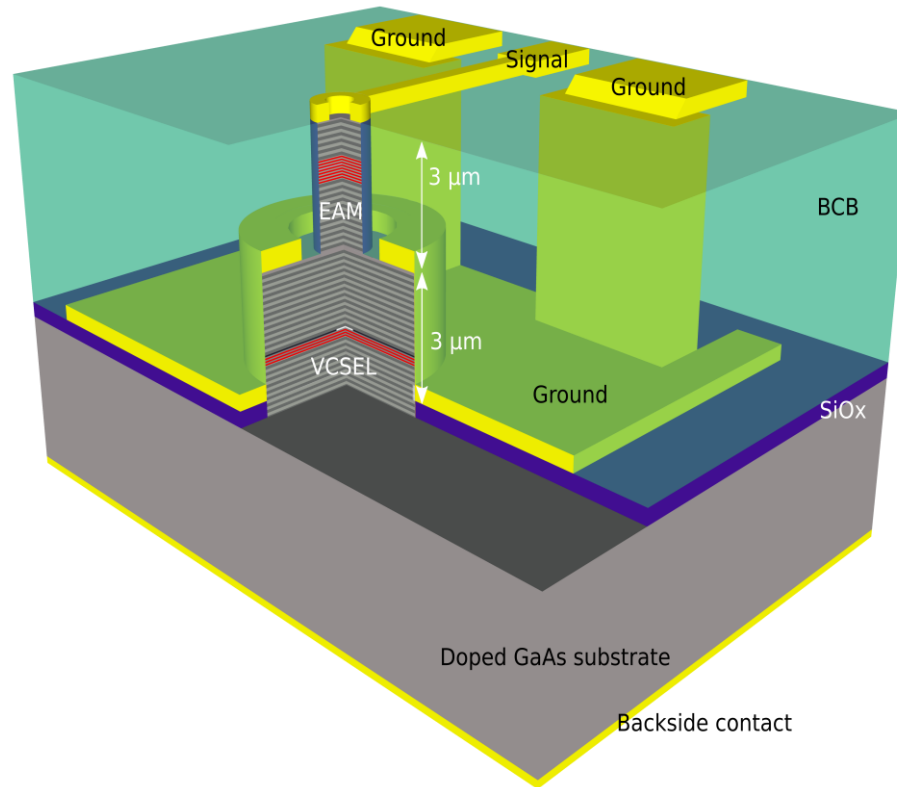


Very pronounced resonance around 3 GHz

For $V_{EAM} = 8.5 \text{ V}$ and $I_{VCSEL} = 2.9 \text{ mA} \gg \gg f_{3dB} = 29 \text{ GHz}$
Highest modulation for the vertical integration of an EAM onto a VCSEL
 (previous 20 GHz)

Stand-alone EAM

- Modulation of 40 % with few volts
- Study of R (V,T)
- 30 GHz achieved
- Electrical model function of the diameter
- Study with T, V, λ



EAM - VCSEL

- Modulation > 40 % with few volts
- Chirp < 0.1 nm
- 29 GHz achieved
- Study with V_{EAM} , I_{VCSEL}

JPhys Photonics™

From the publisher of the *Journal of Physics* series



Publishing cutting-edge research that explores the fundamental properties of light, the interaction of light and matter, and the technological and scientific applications of photons, with a particular focus on interdisciplinary studies.

Editor-in-Chief:

Hugo Thienpont,
Vrije Universiteit Brussel, Belgium

-
- **Broad scope**
 - **High impact research**
 - **Fast and efficient author service**
 - **Open access**



Visit iopscience.org/jphysphotonics or e-mail jpphoton@iop.org for more information

IOP Publishing