



# Pressure-driven actuators based on dry-films lamination

Vincent Raimbault, Laurent Malaquin, Rémi Courson

## ► To cite this version:

Vincent Raimbault, Laurent Malaquin, Rémi Courson. Pressure-driven actuators based on dry-films lamination. Flow17 for Microfluidic, Jul 2017, Paris, France. , 2017. hal-02470130

**HAL Id: hal-02470130**

**<https://laas.hal.science/hal-02470130>**

Submitted on 7 Feb 2020

**HAL** is a multi-disciplinary open access archive for the deposit and dissemination of scientific research documents, whether they are published or not. The documents may come from teaching and research institutions in France or abroad, or from public or private research centers.

L'archive ouverte pluridisciplinaire **HAL**, est destinée au dépôt et à la diffusion de documents scientifiques de niveau recherche, publiés ou non, émanant des établissements d'enseignement et de recherche français ou étrangers, des laboratoires publics ou privés.

# Pressure-driven actuators based on dry-films lamination

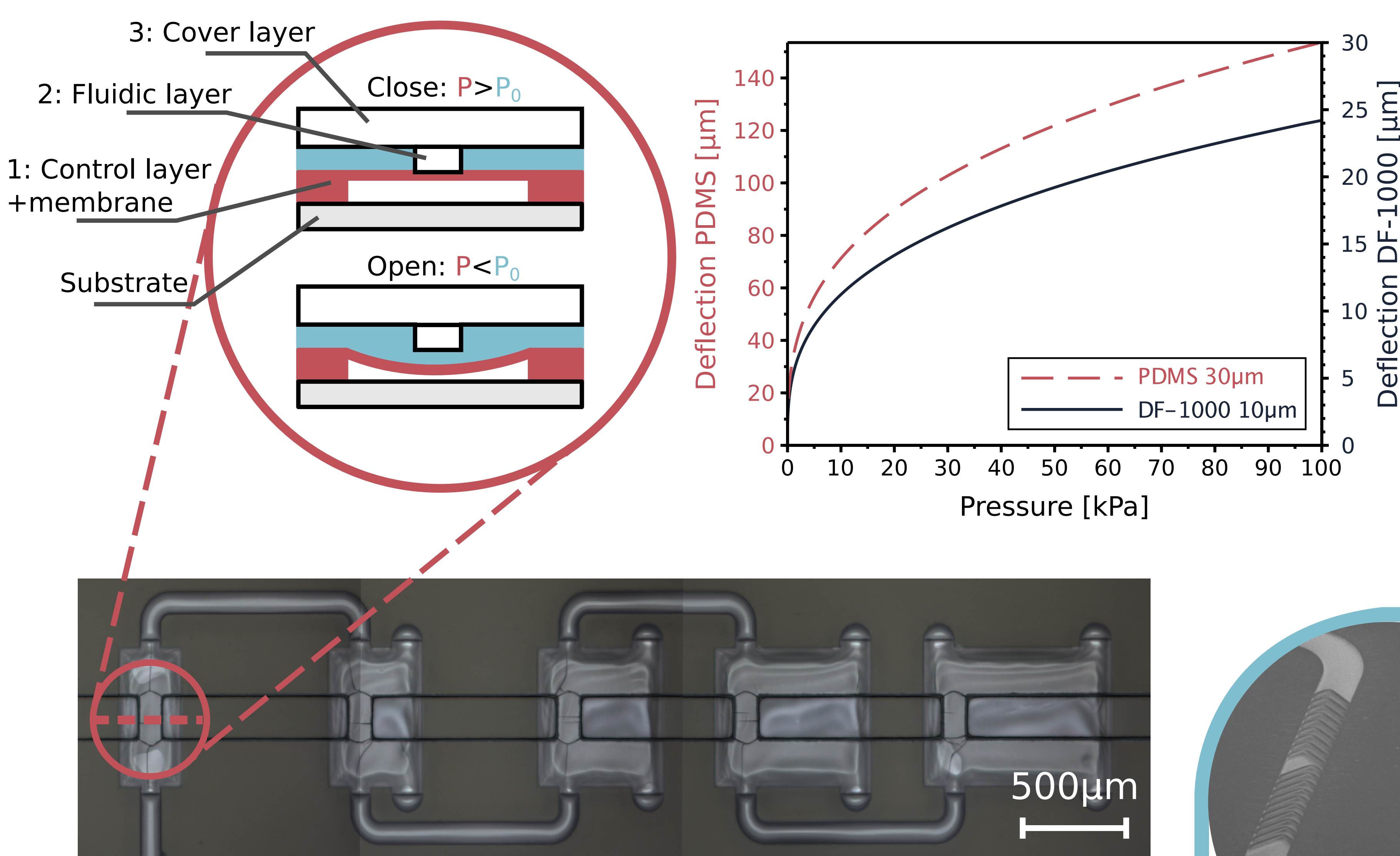
Vincent Raimbault, Laurent Malaquin, Rémi Courson  
LAAS-CNRS, Université de Toulouse, CNRS, Toulouse, France  
Contact: vincent.raimbault@laas.fr

## From prototyping to mass production

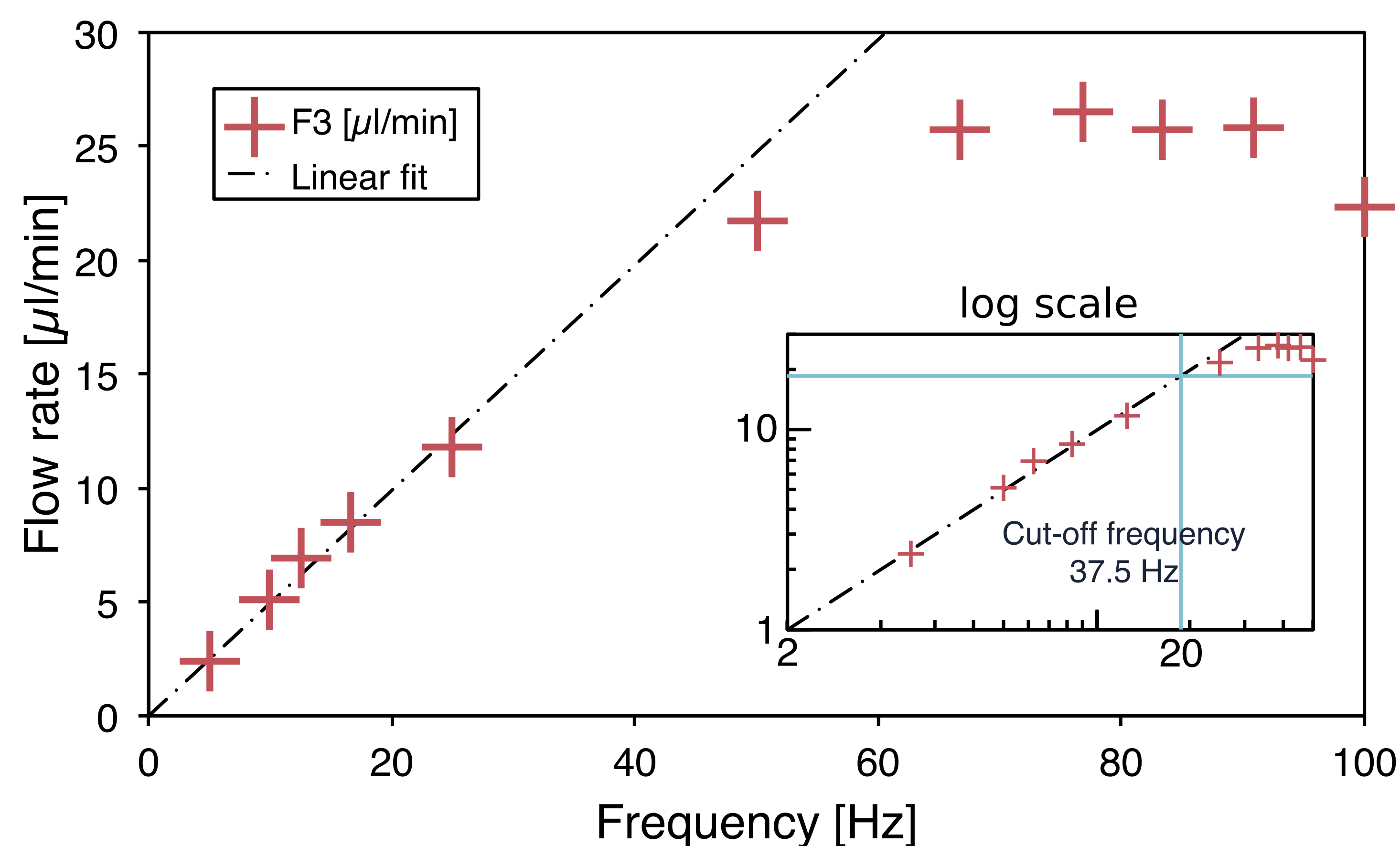
- **Pressure-driven microfluidic valves** have been extensively used since their apparition in 2000, mainly using PDMS as their constitutive material.
- While PDMS valves processing is well suited to rapid prototyping, it is not optimal for large-scale manufacturing.
- We offer an alternative approach based on the **double exposure** of **laminated DF-1000 Series dry-films**.
- Every layer is processed by **conventionnal photolithography**.
- It allows **excellent alignment** precision and a **mass-production compatible workflow** at the wafer scale level.

## Proof of concept: peristaltic micropump

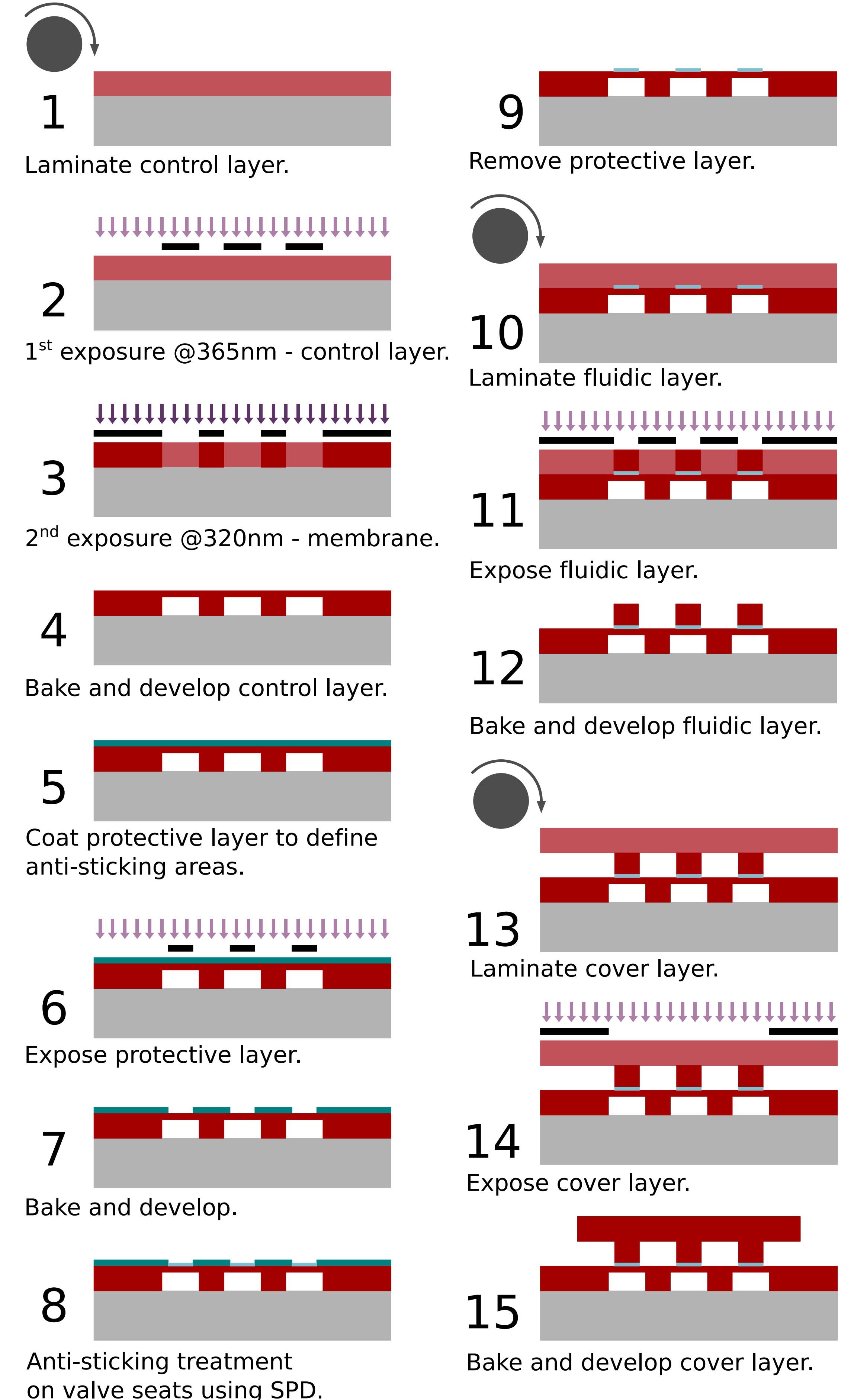
- In order to demonstrate the potentialities of this method, several common microfluidic components taken from the literature have been realized, including normally-closed valves, diodes, single-stroke peristaltic pumps, suspended herring-bone mixers ...
- While the relatively high Young modulus of dry-films vs. PDMS impose higher pressure to obtain enough deflection of the membranes, its **gas-tight nature** allows **thinner membranes** to be used.



- This combination of properties leads to **faster response time** of the dry-film membranes, which translates to a **larger actuation bandwidth** in the case of peristaltic pumps.
- A single-stroke peristaltic pump, based on the design from *H. Lai, A. Folch 2011, Lab on a Chip 11 336–42*, and without optimization of its geometry for dry-films offers a **cut-off frequency approx. 4 times higher** than its PDMS counterpart.



**Step-by-step workflow:** DF-1050 negative photoresists dry films from EMS are laminated with a Shipley 3024 laminator. Membrane thickness is adjusted by exposure dose at step 3. The workflow can be **extended to other photosensitive dry-films** by tailoring processing parameters.



## Key features of laminated dry-films for microfluidics

**Material properties:** biocompatible, resistant to most organic solvents (tested against ethanol, isopropanol, acetone, DMSO).

**Processing: cheaper and faster** to process than making SU-8 molds and casting PDMS.

**No more manual steps:** the workflow is compatible with wafer-scale collective manufacturing enabling integration of fluidic functions on microsensors.

**Opens up new possibilities:** using the ability to produce suspended features of controlled thickness, passive flow-sensors, mixers, or microcantilevers can be easily integrated.

This work was partly supported by the french RENATECH network.