



HAL
open science

An Interval Kalman Filter enhanced by lowering the covariance matrix upper bound

Tuan Anh Tran, Carine Jauberthie, Louise Travé-Massuyès, Quoc Hung Lu

► **To cite this version:**

Tuan Anh Tran, Carine Jauberthie, Louise Travé-Massuyès, Quoc Hung Lu. An Interval Kalman Filter enhanced by lowering the covariance matrix upper bound. *International Journal of Applied Mathematics and Computer Science*, 2021, 31 (2), pp.259-269. 10.34768/amcs-2021-0018 . hal-03274850

HAL Id: hal-03274850

<https://laas.hal.science/hal-03274850>

Submitted on 25 Nov 2021

HAL is a multi-disciplinary open access archive for the deposit and dissemination of scientific research documents, whether they are published or not. The documents may come from teaching and research institutions in France or abroad, or from public or private research centers.

L'archive ouverte pluridisciplinaire **HAL**, est destinée au dépôt et à la diffusion de documents scientifiques de niveau recherche, publiés ou non, émanant des établissements d'enseignement et de recherche français ou étrangers, des laboratoires publics ou privés.

INTERVAL KALMAN FILTER ENHANCED BY LOWERING THE COVARIANCE MATRIX UPPER BOUND

TUAN ANH TRAN ^a, CARINE JAUBERTHIE ^a, LOUISE TRAVE-MASSUYES ^a, QUOC HUNG LU ^a

^aLAAS-CNRS, Université de Toulouse, CNRS, UPS, Toulouse, France (e-mail: tatran@laas.fr, cjaubert@laas.fr, louise@laas.fr, qhlu@laas.fr).

This paper proposes a variance upper bound based interval Kalman filter that enhances the interval Kalman filter of the same principle proposed in (Tran *et al.*, 2017) for uncertain discrete time linear models. The systems under consideration are subject to bounded parameter uncertainties not only in the state and observation matrices, but also in the covariance matrices of the Gaussian noises. By using the spectral decomposition of a symmetric matrix and by optimizing the gain matrix of the proposed filter, we achieve to lower the minimal upper bound on the state estimation error covariance for all admissible uncertainties. This paper contributes with an improved algorithm that provides a less conservative error covariance upper bound than the approach proposed in (Tran *et al.*, 2017). The state estimation is determined using interval analysis in order to enclose the set of all possible solutions of the classical Kalman filter consistent with the uncertainties.

Keywords: Uncertain linear systems, Kalman filter, Interval analysis, Estimation, Covariance matrix.

1. Introduction

Set-membership (SM) methods have expanded considerably in recent years and they have reached a maturity allowing to consider many applications ((Jaulin, Kieffer, Didrit and Walter, 2001; Ribot *et al.*, 2007; Jaulin, Braems, Kieffer and Walter, 2001; Tran, 2017; Cayero *et al.*, 2019)). Past years have seen considerable progress in the way of formulating problems in this context as well as the optimized handling of different types of sets. Interval analysis, introduced by (Moore, 1966), operates on box-shaped sets and is particularly relevant for dealing with nonlinear systems. It has been used for nonlinear estimation and several algorithms have been proposed (for more details, see (Jaulin, Kieffer, Didrit and Walter, 2001; Ribot *et al.*, 2007; Kieffer *et al.*, 1999)). Other estimation approaches dedicated to linear models include ellipsoid shaped methods ((Leseq *et al.*, 2003)), parallelotope and zonotope based methods (Ingimundarson *et al.*, 2009).

In contrast to stochastic estimation approaches (see (Chabir *et al.*, 2018) for example), SM estimation advantageously provides guaranteed results meaning that the obtained sets are guaranteed to include all the solutions consistent with the bounded uncertainties. However, SM estimation does not bring any information about the

probability distribution inside the sets and it is often criticized for the overestimation of the results.

This paper is motivated by the idea that stochastic and SM approaches have specific advantages and that they complement each other more than they compete.

In the stochastic estimation framework, the experimental conditions about noise and disturbances are usually properly modeled through appropriate probability distributions. However, other sources of uncertainty are not well-suited to stochastic modeling and are better represented with bounded uncertainties. This is the case with parameter uncertainties that generally arise from design tolerances and from ageing. Combining stochastic and bounded uncertainties opens hence new perspectives for modeling complex systems more accurately.

Motivated by the above facts, we consider the filtering problem for discrete time linear models with bounded uncertainties on parameters and gaussian noise on measurements. In (Chen *et al.*, 1997), the classical Kalman filter ((Kalman, 1960)) has been extended to this type of uncertain systems. The authors propose to bypass a singularity problem by using the upper bound of the interval matrix to be inverted. This method hence leads to a solution that is not guaranteed, i.e. the solution set may not include all the classical Kalman filter solutions consistent with the bounded uncertainties represented in

the system. In (Xiong *et al.*, 2013), an improved interval Kalman filter (iIKF) has been proposed that solves the interval matrix inversion problem with the set inversion algorithm SIVIA (Set Inversion Via Interval Analysis) and constraint satisfaction problems (CSP) (Jaulin, Kieffer, Didrit and Walter, 2001). Nevertheless, this algorithm demands high computational time if there exist large uncertainties affecting the considered system (Tran *et al.*, 2016). The Minimum Upper Bound of Variance Interval Kalman Filter (UBIKF) has been presented in (Tran *et al.*, 2017) with two main goals: minimizing the upper bound for the estimation error covariance and enclosing the set of possible solutions of the filtering problem for interval linear systems. Since the gain matrix handled by UBIKF is point, this approach encloses all the estimates consistent with the parameter uncertainties in a much less conservative manner than the iIKF.

Our contribution consists in proposing an Improved Minimum Upper Bound of Variance Interval Kalman Filter (iUBIKF) using the spectral decomposition of a symmetric matrix that provides less conservative error covariance upper bound than the UBIKF. The iUBIKF also provides interval estimates that are guaranteed to enclose all the optimal estimates consistent with the parameter uncertainties. In this respect, the iUBIKF differs from the joint zonotopic and gaussian Kalman Filter proposed in (Combastel, 2015) for discrete linear time varying (LTV) systems simultaneously subject to bounded disturbances and gaussian noises. This latter indeed uses a criterion combining the minimization of the estimate variance and the minimization of the size of the zonotope bounding the support of the estimate bounded imprecision.

This paper is organized as follows. The problem formulation is described in Section 2. Sections 3 and 4 review the main notions of interval analysis and matrix inequalities that are necessary for the development of the new algorithm. Then the new interval Kalman filter is derived in Section 5, followed by the application of the two filters, the UBIKF and the iUBIKF, to an academic numerical example and to a case study of a two wheels vehicle in Section 6. In this section a comparative analysis is performed. Section 7 finally concludes the paper.

2. Problem formulation

We consider linear discrete-time dynamic systems represented by a state and an observation equation subject to noises similar to the standard Kalman model (Kalman, 1960):

$$\begin{cases} \mathbf{x}_{k+1} = A_k \mathbf{x}_k + B_k \mathbf{u}_k + \mathbf{w}_k, \\ \mathbf{y}_k = C_k \mathbf{x}_k + \mathbf{v}_k, k \in \mathbb{N}, \end{cases} \quad (1)$$

where $\mathbf{x}_k \in \mathbb{R}^{n_x}$, $\mathbf{y}_k \in \mathbb{R}^{n_y}$ and $\mathbf{u}_k \in \mathbb{R}^{n_u}$ denote state, measurements and input vectors, respectively. The

matrices A_k, B_k, C_k are time-varying parameters. $\{\mathbf{w}_k\}$ and $\{\mathbf{v}_k\}$ are independent centered gaussian white noise sequences, with positive definite covariance matrices Q_k and R_k :

$$\begin{aligned} E\{\mathbf{w}_k, \mathbf{w}_l\} &= Q_k \delta_{kl}, \quad E\{\mathbf{v}_k, \mathbf{v}_l\} = R_k \delta_{kl}, \\ E\{\mathbf{w}_k, \mathbf{v}_l\} &= E\{\mathbf{w}_k, \mathbf{x}_0\} = E\{\mathbf{v}_k, \mathbf{x}_0\} = 0, \\ \forall (k, l) &\in \mathbb{N}^2, \end{aligned}$$

where δ_{kl} is the Kronecker symbol.

Based on the motivations reported in the introduction, we propose to combine two modeling paradigms : measurement and system noises are modeled in a stochastic framework but parameters are assumed uncertain and this uncertainty is bounded. This is achieved by considering that the matrices A_k, B_k, C_k, Q_k and R_k of (1) are *interval matrices*, as defined in the following section, containing all possible values of each parameter. Since it is impossible to solve directly the Kalman filtering problem due to parameter uncertainties, our goal is to obtain an upper bound \mathcal{P}_k^+ such that:

$$E[(\hat{\mathbf{x}}_k^+ - \mathbf{x}_k)(\hat{\mathbf{x}}_k^+ - \mathbf{x}_k)^T] \preceq \mathcal{P}_k^+, \quad (2)$$

for the set of all models with parameters bounded by the interval matrices. The envelope enclosing the set of state estimates corresponding to the gain K is then computed.

In the next section, the basic concepts of interval analysis are introduced.

3. Interval analysis

Interval analysis operates on intervals instead of real numbers (Moore, 1959; Jaulin, Kieffer, Didrit and Walter, 2001). Obtaining guaranteed results from floating point algorithms was the first motivation. It was then extended to verified numerics (Moore, 1966).

A *guaranteed result* first means that the result set encloses the exact solution.

Second, it also means that the algorithm is able to decide the existence of a solution in limited time or number of iterations.

3.1. Main concepts. A real interval $[p] = [\underline{p}, \bar{p}]$ is a closed and connected subset of \mathbb{R} , where \underline{p} and \bar{p} represent the lower and upper bounds of $[p]$, respectively. The *radius* of an interval $[p]$ is defined by $rad([p]) = (\bar{p} - \underline{p})/2$, and its *midpoint* by $mid([p]) = (\bar{p} + \underline{p})/2$. If $w([p]) = 0$, then $[p]$ is degenerated and reduced to a real number. The set of all real intervals of \mathbb{R} is denoted \mathbb{IR} . Real arithmetic operations have been extended to intervals (Moore, 1966):

$$\circ \in \{+, -, *, /\}, [p_1] \circ [p_2] = \{x \circ y \mid x \in [p_1], y \in [p_2]\}.$$

The following property is useful to describe a quantity in terms of its nominal value and a bounded uncertainty:

Property 1. [(Moore *et al.*, 2009)] Given a real value x belonging to an interval $[x]$, there exists a real value $\alpha \in [-1, 1]$ such that $x = \text{mid}([x]) + \alpha \text{rad}([x])$.

An *interval vector* (or *box*) $[\alpha]$ is a vector with interval components. It may equivalently be seen as a cartesian product of scalar intervals:

$$[\alpha] = [\alpha_1] \times [\alpha_2] \times \dots \times [\alpha_n].$$

An *interval matrix* is a matrix with interval components. The set of n -dimensional real interval vectors is denoted by \mathbb{IR}^n and the set of $n \times m$ real interval matrices is denoted by $\mathbb{IR}^{n \times m}$. The midpoint $\text{mid}(\cdot)$ (resp. the radius $\text{rad}(\cdot)$) of an interval vector (resp. an interval matrix) is a vector (resp. a matrix) composed of the midpoints (resp. the radius) of its interval components. Classical operations for interval vectors (resp. interval matrices) are direct extensions of the same operations for real vectors (resp. real matrices) (Moore, 1966). In order to simplify the notations, the midpoint and the radius of a matrix $[M]$ are respectively denoted by M_m and M_r .

Using Property 1 for matrices, the following proposition is obtained:

Proposition 1. (Tran, 2017) Given an $m \times n$ real matrix M belonging to an interval matrix $[M]$, there exist mn real values $\alpha^{ij} \in [-1, 1]$ with $i \in \{1, \dots, m\}$, $j \in \{1, \dots, n\}$ such that:

$$M = M_m + \sum_{i=1}^m \sum_{j=1}^n \alpha^{ij} M_r^{(i,j)} \quad (3)$$

where $M_r^{(i,j)}$ is an $m \times n$ matrix whose entry (i, j) is the radius of entry (i, j) of $[M]$ and the other elements are zero.

In the case of symmetric matrices, the following representation should be considered:

Proposition 2. (Tran, 2017) Given an $n \times n$ real symmetric matrix M belonging to a symmetric interval matrix $[M]$, there exist $n(n+1)/2$ real values $\alpha^{ij} \in [-1, 1]$ such that:

$$M = M_m + \text{diag}(M_r) \text{diag}(\alpha^{ii}) + \sum_{i=1}^{n-1} \sum_{j=i+1}^n \alpha^{ij} M_r^{((i,j),(j,i))}, \quad (4)$$

where $\text{diag}(M_r)$ is a diagonal matrix containing the radius of diagonal elements of $[M]$, $M_r^{((i,j),(j,i))}$ is a symmetric matrix whose (i, j) and (j, i) entries are the radius of entries (i, j) and (j, i) of $[M]$ and the other elements are zero. The matrix $\text{diag}(\alpha^{ii})$ is diagonal and $\alpha^{ij} \in [-1, 1]$, for all $1 \leq i \leq j \leq n$.

¹This expression is a developed form of the Hadamard product.

3.2. Inclusion function. Given a box $[\alpha]$ in \mathbb{IR}^n and a function f from \mathbb{IR}^n to \mathbb{IR}^m , an *inclusion function* of f aims at getting a box containing the image of $[\alpha]$ by f . The *range* of f over $[\alpha]$ is given by:

$$f([\alpha]) = \{f(x) \mid x \in [\alpha]\}.$$

Then, the interval function $[f]$ from \mathbb{IR}^n to \mathbb{IR}^m is an *inclusion function* for f if:

$$\forall [\alpha] \in \mathbb{IR}^n, f([\alpha]) \subset [f]([\alpha]).$$

An inclusion function of f can be obtained by replacing each occurrence of a real variable by its corresponding interval and by replacing each standard function by its interval evaluation. Such a function is called the *natural inclusion function*. A function f generally has several inclusion functions, which depend on the syntax of f .

4. Upper bounds of matrices

This section introduces two matrix inequalities used in the proposed interval Kalman filter in order to bound the state estimation error covariance.

Proposition 3. [(Tran *et al.*, 2017)] Given two non null matrices M, N with the same size and an arbitrary real number $\beta > 0$, the following inequality holds:

$$MN^T + NM^T \preceq \beta^{-1}MM^T + \beta NN^T. \quad (5)$$

Proposition 4. [(Combastel, 2016)] Let M be a symmetric matrix and $M = VDVT$ be its spectral decomposition, where V is an orthogonal matrix and D is a diagonal matrix. Let $M^+ = V|D|V^T$, where $|\cdot|$ is the element-by-element absolute value operator. Then, $M^+ \succeq 0$ and $\forall \alpha \in [-1, 1], \alpha M \preceq M^+$.

The following proposition can be used to determine an upper bound of the expression MPM^T , where $M \in [M]$, $[M] \in \mathbb{IR}^{m \times n}$ and $P \in \mathbb{R}^n$ is a symmetric positive definite matrix.

Proposition 5. Given an $m \times n$ real matrix M belonging to an interval matrix $[M]$ and a symmetric positive definite matrix P of order n , there exists a symmetric positive definite matrix S of order m such that $MPM^T \preceq S$.

The matrix S can be determined by using Propositions 1 and 4.

Proof. (B) y using Proposition 1 for $M \in [M]$ and then

developing MPM^T , we obtain:

$$\begin{aligned} MPM^T &= M_m P M_m^T + \sum_{i=1}^m \sum_{j=1}^n (\alpha^{ij})^2 M_r^{(i,j)} P \left(M_r^{(i,j)} \right)^T \\ &+ \sum_{i=1}^m \sum_{j=1}^n \alpha^{ij} \left(M_m^{(i,j)} + (M_m^{(i,j)})^T \right) \\ &+ \frac{1}{2} \sum_{i=1}^m \sum_{j=1}^n \sum_{k=1}^m \sum_{\substack{l=1 \\ k \neq i \vee l \neq j}}^n \alpha^{ij} \alpha^{kl} \left(M^{(k,l)} + (M^{(k,l)})^T \right), \end{aligned} \quad (6)$$

where $M_m^{(i,j)} = M_m P \left(M_r^{(i,j)} \right)^T$,

$M_{(i,j)}^{(k,l)} = M_r^{(k,l)} P \left(M_r^{(i,j)} \right)^T$ and $\alpha^{ij} \in [-1, 1]$.

Proposition 4 is then used to determine upper bounds of the two symmetric parts of Equation (6), i.e. $S_m^{(i,j)}$ for $M_m^{(i,j)} + (M_m^{(i,j)})^T$ and $S_{(i,j)}^{(k,l)}$ for $M_{(i,j)}^{(k,l)} + (M_{(i,j)}^{(k,l)})^T$. The expression of the upper bound S of MPM^T can be written as follows:

$$\begin{aligned} S &= M_m P M_m^T + \sum_{i=1}^m \sum_{j=1}^n M_r^{(i,j)} P \left(M_r^{(i,j)} \right)^T \\ &+ \sum_{i=1}^m \sum_{j=1}^n S_m^{(i,j)} + \frac{1}{2} \sum_{i=1}^m \sum_{j=1}^n \sum_{k=1}^m \sum_{\substack{l=1 \\ k \neq i \vee l \neq j}}^n S_{(i,j)}^{(k,l)}, \end{aligned} \quad (7)$$

S is symmetric positive definite. ■

Similarly, a positive definite upper bound of an interval symmetric matrix can be computed.

Proposition 6. *Given a symmetric matrix M belonging to an interval symmetric matrix $[M] \in \mathbb{IR}^n$, there exists a symmetric positive definite matrix M^+ of order n such that $M \preceq M^+$. The matrix M^+ can be determined by using Propositions 2 and 4*

Proof. (A) symmetric matrix $M \in [M]$ can be decomposed using Proposition 2

Proposition 4 is then applied for each term of the double sum in equation (4) to determine an upper bound M^+ of M :

$$M^+ = M_m + \text{diag}(M_r) + \sum_{i=1}^{n-1} \sum_{j=i+1}^n \left(M_r^{((i,j),(j,i))} \right)^+, \quad (8)$$

where $\left(M_r^{((i,j),(j,i))} \right)^+$ is the upper bound of $\alpha^{ij} M_r^{((i,j),(j,i))}$ given by Proposition 4. ■

5. From the Kalman filter to the Interval Kalman filter

5.1. Kalman filter. Given system (1), the conventional Kalman filter (KF) provides the minimum variance

estimate $\hat{\mathbf{x}}_{k|k}$ of \mathbf{x}_k and the associated covariance matrix $P_{k|k}$.

Kalman equations (Kalman, 1960) are determined using mathematical curve-fitting functions of data points from a least-squares approximation (Welch and Bishop, 2001) or probabilistic methods such as the Likelihood function to maximize the conditional probability of the state estimate from measurement incomes (Masreliez and Martin, 1977). We consider the following notations:

- 1) $\hat{\mathbf{x}}_{k+1|k} \in \mathbb{R}^n$ is the *a priori* state estimate vector at time $k+1$ given state estimate at time k ,
- 2) $\hat{\mathbf{x}}_{k|k} \in \mathbb{R}^n$ is the *a posteriori* state estimate vector at time k given observations at time k ,
- 3) $P_{k+1|k} \in \mathbb{R}^{n \times n}$ is the *a priori* error covariance matrix,
- 4) $P_{k|k} \in \mathbb{R}^{n \times n}$ is the *a posteriori* error covariance matrix.

$P_{\cdot|l}$ defines the precision of the state estimate :

$$P_{l|k} = E \left((\hat{\mathbf{x}}_{l|k} - \mathbf{x}_l)(\hat{\mathbf{x}}_{l|k} - \mathbf{x}_l)^T \right), \quad l = k \text{ or } k+1. \quad (9)$$

We assume that $P_{0|0} = P_0 \in \mathbb{IR}^{n \times n}$ and $\mathbf{x}_{0|0} = \mathbf{x}_0 \in \mathbb{IR}^n$.

The Kalman filtering algorithm contains two steps for each iteration: a prediction step and a correction step (Kalman, 1960).

If we consider the algorithm as an operator \mathcal{K} , we can write:

$$(\hat{\mathbf{x}}_{k|k}, P_{k|k}) = \mathcal{K}(A_k, B_k, C_k, \mathbf{x}_0, P_0, \mathbf{u}_{[1 \dots k-1]}, \mathbf{y}_{[1 \dots k-1]}).$$

In the following, the point time-varying matrices A_k, B_k, C_k, Q_k and R_k are constrained to belong to the interval matrices $[A], [B], [C], [Q]$, and $[R]$, respectively. In other words, their parameters can vary within some specified bounds.

5.2. Interval Kalman filter. Bounded uncertainties can occur not only through the interval matrices $[A], [B], [C], [D], [Q]$ and $[R]$, but also through $\mathbf{x}_{0|0}, P_{0|0}, \mathbf{u}_k, \mathbf{y}_k$ due to deterministic measurement errors and instrument imprecision. Since it is impossible to solve directly the Kalman filtering problem due to parameter uncertainties, our goal is to obtain an upper bound $P_{k|k}^+$ on the state estimation error covariance:

$$E \left[(\hat{\mathbf{x}}_{k|k} - \mathbf{x}_k)(\hat{\mathbf{x}}_{k|k} - \mathbf{x}_k)^T \right] \preceq P_{k|k}^+. \quad (10)$$

In this section, an interval Kalman filter, called *improved Minimum Upper Bound of Variance Interval Kalman Filter (iUBIKF)*, is proposed. This algorithm is developed from the interval Kalman filter introduced in (Tran *et al.*, 2017) in order to reduce the overestimation on the state estimation error covariance. The iUBIKF can be designed in two steps: prediction and correction.

5.2.1. Prediction step. In the prediction step, the interval state estimate from the previous time step and the transition model are used to predict the state at the current time step. This step is performed similarly to the original Kalman algorithm (Kalman, 1960) using the natural interval extension, as follows:

$$[\hat{\mathbf{x}}_{k|k-1}] = [A] [\hat{\mathbf{x}}_{k-1|k-1}] + [B] \mathbf{u}_k. \quad (11)$$

For any $A_k \in [A]$ and $Q_k \in [Q]$, the a priori covariance matrix $P_{k|k-1}$ is computed as:

$$P_{k|k-1} = A_k P_{k-1|k-1}^+ A_k^T + Q_k, \quad (12)$$

where $P_{k-1|k-1}^+$ is the upper bound of the a posteriori covariance matrix at time $k-1$. In order to determine an upper bound $P_{k|k-1}^+$ of $P_{k|k-1}$, i.e. $P_{k|k-1} \leq P_{k|k-1}^+$, Proposition 5 and 6 are respectively applied for $A_k P_{k-1|k-1}^+ A_k^T$ and Q_k , $A_k \in [A]$ and $Q_k \in [Q]$:

$$P_{k|k-1}^+ = P_k^+ + Q_k^+, \quad (13)$$

where $A_k P_{k-1|k-1}^+ A_k^T \leq P_k^+$ and $Q_k \leq Q_k^+$.

5.2.2. Correction step. The state estimate at time step k is computed by the natural interval extension of (Kalman, 1960):

$$[\hat{\mathbf{x}}_{k|k}] = [\hat{\mathbf{x}}_{k|k-1}] + K_k (y_k - [C_k] [\hat{\mathbf{x}}_{k|k-1}]), \quad (14)$$

given $\hat{\mathbf{x}}_k^- \in [\hat{\mathbf{x}}_k]^-$ and $C_k \in [C_k]$. In order to reduce the effect of the dependency problem ((Jaulin, Kieffer, Didrit and Walter, 2001)), Equation (14) is rearranged as follows:

$$[\hat{\mathbf{x}}_{k|k}] = (I - K_k [C_k]) [\hat{\mathbf{x}}_{k|k-1}] + K_k y_k. \quad (15)$$

The box $[\hat{\mathbf{x}}_{k|k}]$ encloses all possible values of $\hat{\mathbf{x}}_{k|k}$.

The gain matrix K_k is determined as follows. The expression of the error covariance matrix after the correction step, for any $C_k \in [C_k]$, $R_k \in [R]$, is:

$$P_{k|k} = (I - K_k C_k) P_{k|k-1}^+ (I - K_k C_k)^T + K_k R_k K_k^T. \quad (16)$$

An upper bound of $P_{k|k}$ can be obtained by using Proposition 1 for the matrix C_k , then developing Equation

(16):

$$\begin{aligned} P_{k|k} &= (I - K_k C_m) P_{k|k-1}^+ (I - K_k C_m)^T \\ &+ \sum_{i=1}^{n_y} \sum_{j=1}^{n_x} M^{(i,j)} + (M^{(i,j)})^T \\ &+ \sum_{i=1}^{n_y} \sum_{j=1}^{n_x} (\alpha^{ij})^2 K_k C_r^{(i,j)} P_{k|k-1}^+ (C_r^{(i,j)})^T K_k^T \\ &+ \frac{1}{2} \sum_{i=1}^{n_y} \sum_{j=1}^{n_x} \sum_{m=1}^{n_y} \sum_{\substack{l=1 \\ m \neq i \wedge l \neq j}}^{n_x} K_k (N_{(m,l)}^{(i,j)} + (N_{(m,l)}^{(i,j)})^T) K_k^T \\ &+ K_k R_k K_k^T, \end{aligned} \quad (17)$$

where $M^{(i,j)} = \alpha^{ij} (K_k C_r^{(i,j)} P_{k|k-1}^+ (K_k C_m - I)^T)$

and $N_{(m,l)}^{(i,j)} = \alpha^{ij} \alpha^{ml} C_r^{(i,j)} P_{k|k-1}^+ (C_r^{(m,l)})^T$.

The term $M^{(i,j)}$ can be rewritten as follows:

$$M^{(i,j)} = (\alpha^{ij} K_k C_r^{(i,j)} \sqrt{P_{k|k-1}^+}) ((K_k C_m - I) \sqrt{P_{k|k-1}^+})^T$$

Proposition 3 is then applied to $M^{(i,j)} + (M^{(i,j)})^T$ with $\beta = 1$. This provides:

$$\begin{aligned} &M^{(i,j)} + (M^{(i,j)})^T \\ &\leq K_k C_r^{(i,j)} P_{k|k-1}^+ (C_r^{(i,j)})^T K_k^T + (I - K_k C_m) P_{k|k-1}^+ (I - K_k C_m)^T \end{aligned} \quad (18)$$

Upper bounds $S_{(i,j)}^{(m,l)}$ of the terms $N_{(m,l)}^{(i,j)} + (N_{(m,l)}^{(i,j)})^T$ are computed by Proposition 4. Therefore, the following expression is obtained for an upper bound $P_{k|k}^+$ of $P_{k|k}$:

$$\begin{aligned} P_{k|k} &\leq (n_0 + 1) (I - K_k C_m) P_{k|k-1}^+ (I - K_k C_m)^T \\ &+ 2 \sum_{i=1}^{n_y} \sum_{j=1}^{n_x} K_k C_r^{(i,j)} P_{k|k-1}^+ (C_r^{(i,j)})^T K_k^T \\ &+ \frac{1}{2} \sum_{i=1}^{n_y} \sum_{j=1}^{n_x} \sum_{m=1}^{n_y} \sum_{\substack{l=1 \\ m \neq i \wedge l \neq j}}^{n_x} K_k S_{(i,j)}^{(m,l)} K_k^T + K_k R_k^+ K_k^T \\ &= P_{k|k}^+, \end{aligned} \quad (19)$$

where n_0 is the number of interval elements of the matrix $[C]$, i.e. $n_0 = n_y \times n_x$. The matrix $R_k^+ \geq R_k$ is determined by Proposition 6.

Having the expression of $P_{k|k}^+$ as a function of K_k , we look for K_k that minimizes the trace of $P_{k|k}^+$. The first and second derivatives of $\text{tr}(P_{k|k}^+)$ with respect to K_k are:

$$\begin{aligned} \frac{d\text{tr}\left(P_{k|k}^+\right)}{dK_k} &= -2(n_0 + 1)P_{k|k-1}^+ C_m^T \\ &+ 2(n_0 + 1)K_k C_m P_{k|k-1}^+ C_m^T \\ &+ 4 \sum_{i=1}^{n_y} \sum_{j=1}^{n_x} K_k C_r^{(i,j)} P_{k|k-1}^+ \left(C_r^{(i,j)}\right)^T \\ &+ \sum_{i=1}^{n_y} \sum_{j=1}^{n_x} \sum_{m=1}^{n_0} \sum_{l=1}^{n_x} K_k S_{(i,j)}^{(m,l)} \\ &+ 2K_k R_k^+, \end{aligned}$$

$$\begin{aligned} \frac{d^2\text{tr}\left(P_{k|k}^+\right)}{dK_k^2} &= 2(n_0 + 1)C_m P_{k|k-1}^+ C_m^T \\ &+ 4 \sum_{i=1}^{n_y} \sum_{j=1}^{n_x} C_r^{(i,j)} P_{k|k-1}^+ \left(C_r^{(i,j)}\right)^T \\ &+ \sum_{i=1}^{n_y} \sum_{j=1}^{n_x} \sum_{m=1}^{n_0} \sum_{l=1}^{n_x} S_{(i,j)}^{(m,l)} \\ &+ 2R_k^+. \end{aligned}$$

The second derivative is always positive definite that guarantees the existence of a minimum value for $\text{tr}\left(P_{k|k}^+\right)$ and K_k is obtained from the first derivative:

$$K_k = (n_0 + 1)P_{k|k-1}^+ C_m^T S_k^{-1}, \quad (20)$$

where:

$$\begin{aligned} S_k &= (n_0 + 1)C_m P_{k|k-1}^+ C_m^T + \\ &+ 2 \sum_{i=1}^{n_y} \sum_{j=1}^{n_x} C_r^{(i,j)} P_{k|k-1}^+ \left(C_r^{(i,j)}\right)^T \\ &+ \frac{1}{2} \sum_{i=1}^{n_y} \sum_{j=1}^{n_x} \sum_{m=1}^{n_0} \sum_{l=1}^{n_x} S_{(i,j)}^{(m,l)} + R_k^+. \end{aligned} \quad (21)$$

The expression of the covariance matrix bound $P_{k|k}^+$ is obtained from Equation (19) using K_k as given in Equation (20):

$$P_{k|k}^+ = (n_0 + 1) (I - K_k C_m) P_{k|k-1}^+. \quad (22)$$

The algorithm steps are summarized below:

Algorithm 1. iUBIKF Algorithm

Require: $[\hat{\mathbf{x}}_{0|0}], P_{0|0}^+, [A], [B], [C], [Q], [R], \mathbf{y}_k, \mathbf{u}_k, A_k, Q_k, R_k, k = 1, 2, \dots$

Ensure: $[\hat{\mathbf{x}}_{k|k}], P_{k|k}^+$

1: **for** $k = 1, 2, \dots$ **do**

2: **Prediction step:**

$$[\hat{\mathbf{x}}_{k|k-1}] = [A] [\hat{\mathbf{x}}_{k-1|k-1}] + [B] \mathbf{u}_k,$$

$$P_{k|k-1} = A_k P_{k-1|k-1}^+ A_k^T + Q_k,$$

$$P_{k|k-1}^+ \succeq P_{k|k-1} \text{ (prop.5 and 6)}$$

3: **Correction step**

$$R_k^+ \succeq R_k \text{ (prop.5 and 6),}$$

$$K_k = (n_0 + 1)P_{k|k-1}^+ C_m^T S_k^{-1},$$

$$S_k = (n_0 + 1)\text{mid}([C]) P_{k|k-1}^+ \text{mid}([C])^T$$

$$+ 2 \sum_{i=1}^{n_y} \sum_{j=1}^{n_x} C_r^{(i,j)} P_{k|k-1}^+ \left(C_r^{(i,j)}\right)^T$$

$$+ \frac{1}{2} \sum_{i=1}^{n_y} \sum_{j=1}^{n_x} \sum_{m=1}^{n_0} \sum_{l=1}^{n_x} S_{(i,j)}^{(m,l)}$$

$$+ R_k^+.$$

$$P_{k|k}^+ = (n_0 + 1) (I - K_k \text{mid}([C])) P_{k|k-1}^+.$$

$$[\hat{\mathbf{x}}_{k|k}] = (I - K_k [C_k]) [\hat{\mathbf{x}}_{k|k-1}] + K_k \mathbf{y}_k.$$

4: **end for**

6. Case studies

This section applies the proposed filter iUBIKF to two systems. The first one is an academic example that is used to compare the estimation results with the previous filter UBIKF and to show how the upper bound of the covariance matrix is less conservative. The second is a case study of a two wheels vehicle used to compare the iUBIKF results with those of the interval observer of (Raka and Combastel, 2013).

6.1. Academic example. Let us consider an uncertain system described by the following equations:

$$\begin{cases} \mathbf{x}_{k+1} = A_k \mathbf{x}_k + \mathbf{w}_k, \\ \mathbf{y}_k = C_k \mathbf{x}_k + \mathbf{v}_k, k \in \mathbb{N}. \end{cases} \quad (23)$$

$\{w_k\}$ and $\{v_k\}$ are independent centered gaussian white noise sequences with covariance matrices Q_k and R_k .

We suppose that A_k, C_k, Q_k and R_k are respectively bounded by the interval matrices $[A], [C], [Q]$ and $[R]$

defined as:

$$\begin{aligned}
[A] &= \begin{pmatrix} [2.55, 2.65] & [-1.43, -1.37] & [0.26, 0.28] \\ [6.57, 6.83] & [-3.47, -3.33] & [2.55, 2.65] \\ [-0.77, -0.73] & [0.29, 0.31] & [0.09, 0.11] \end{pmatrix}, \\
[C] &= \begin{pmatrix} [-8.24, -7.76] & [-4.12, -3.88] & [1.94, 2.06] \\ [-2.06, -1.94] & [-2.06, -1.94] & [-6.18, -5.82] \\ [-0.41, -0.39] & [15.52, 16.48] & [6.79, 7.21] \end{pmatrix}, \\
[Q] &= \begin{pmatrix} [8, 12] & [-6, -4] & [3.2, 4.8] \\ [-6, -4] & [8, 12] & [1.6, 2.4] \\ [3.2, 4.8] & [1.6, 2.4] & [8.12] \end{pmatrix}, \\
[R] &= \begin{pmatrix} [8, 12] & [-6, -4] & [3.2, 4.8] \\ [-6, -4] & [8, 12] & [1.6, 2.4] \\ [3.2, 4.8] & [1.6, 2.4] & [8.12] \end{pmatrix}.
\end{aligned}$$

First, we compare the results provided by the original UBIKF presented in (Tran *et al.*, 2017) and by our improved filter (iUBIKF). The efficiency of the filtering algorithms is evaluated thanks to a set of criteria. One of them is the upper bound of the root mean square error \overline{RMSE} defined as:

$$\overline{RMSE} = \sup \left(\sqrt{\left(\sum_{k=1}^L (\mathbf{x}_k - [\hat{\mathbf{x}}_{k|k}])^T (\mathbf{x}_k - [\hat{\mathbf{x}}_{k|k}]) \right) / L} \right). \quad (24)$$

In Equation (24), L represents the number of iterations, $[\hat{\mathbf{x}}_{k|k}]$ is the interval estimate. Additionally, we propose to compute the percentage of time steps O where the confidence interval $[I_{c_k}]$ defined as:

$$[I_{c_k}] = [\hat{\mathbf{x}}_{k|k}] + \left[-3\sqrt{\text{diag}(P_{k|k}^+)}, 3\sqrt{\text{diag}(P_{k|k}^+)} \right], \quad (25)$$

contains the real state, where $\text{diag}(M)$ is the vector of diagonal elements of matrix M . This index allows one to determine the confidence degree of the state envelopes.

The simulations are run on the time stage $[0, 1000]$ with the toolbox Intlab of Matlab (Rump, 1999). The comparison of the two filtering algorithms based on the indexes \overline{RMSE} , O and the execution time is shown in Table 1. The 3σ confidence intervals $[I_{c_k}]$ (cf. Equation (25)) given by the two filters (Figures 1, 2 and 3) enclose the real states at any time step ($O = 100\%$). However, the confidence intervals of the iUBIKF are tighter since the iUBIKF provides a better upper bound of the state estimation error covariance.

The three figures Fig. 1, Fig. 2, and Fig. 3 provide the three components of the real state and the 3σ confidence intervals $[I_{c_k}]$ (noted CI in the figures internal caption) given by the UBIKF and the iUBIKF.

Let us now compare the estimation error covariance upper bounds given by the two filters with reference to the conventional Kalman Filter. To do so, the original Kalman filter (Kalman, 1960) is applied to a set of 1000 models $\{A_k, C_k, Q_k, R_k\}$, where the matrices A_k , C_k , Q_k and R_k are uniformly sampled from the interval matrices

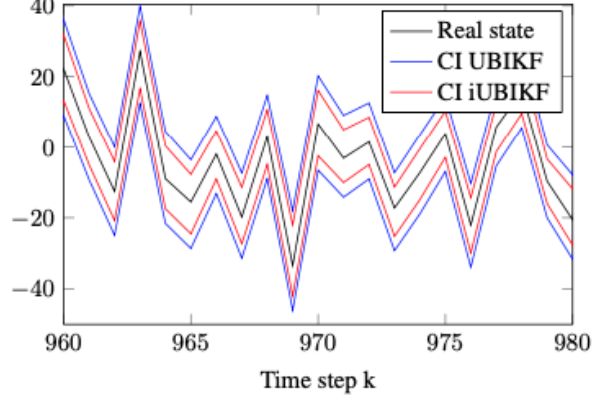


Fig. 1. Real x_1 state component and the 3σ confidence intervals $[I_{c_k}]$ obtained by the UBIKF and the iUBIKF

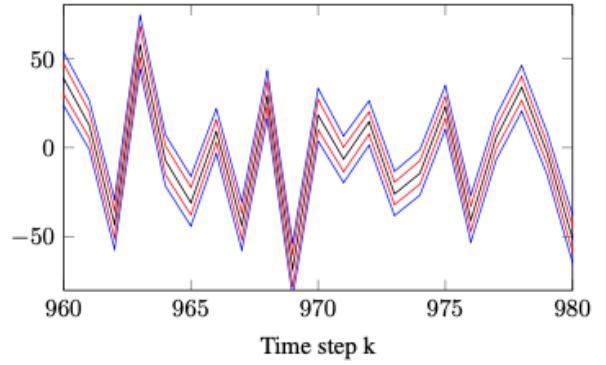


Fig. 2. Real x_2 state component and the 3σ confidence intervals $[I_{c_k}]$ obtained by the UBIKF and the iUBIKF

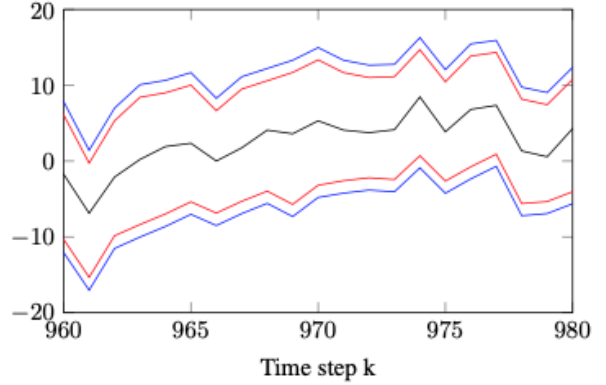


Fig. 3. Real x_3 state component and the 3σ confidence intervals $[I_{c_k}]$ obtained by the UBIKF and the iUBIKF

Table 1. UBIKF and iUBIKF comparative evaluation

		UBIKF	iUBIKF
x_1	$RMSE$	3.64	3.55
	$O(\%)$	100	100
x_2	$RMSE$	3.60	3.49
	$O(\%)$	100	100
x_3	$RMSE$	2.88	2.83
	$O(\%)$	100	100
Time (s)		15	30

$[A_k]$, $[C_k]$, $[Q_k]$ and $[R_k]$, respectively. The maximum diagonal elements of the covariance matrices generated for this set of models by the Kalman filter are compared to the diagonal elements of the covariance upper bound to the diagonal elements of the covariance upper bound given by the UBIKF and the iUBIKF in the three figures Fig. 4, Fig. 5, and Fig. 6.

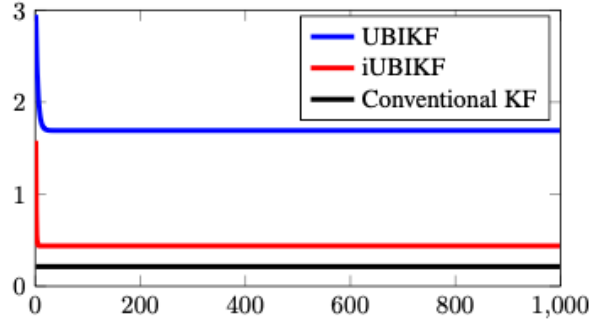


Fig. 4. $P_{k|k}^{11}$ for the UBIKF, the iUBIKF and $\max(P_{k|k}^{11})$ for the conventional Kalman filter

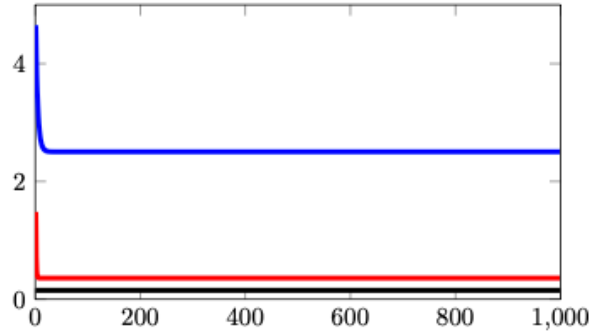


Fig. 5. $P_{k|k}^{22}$ for the UBIKF, the iUBIKF and $\max(P_{k|k}^{22})$ for the conventional Kalman filter

As shown in Figures 4, 5 and 6, the iUBIKF provides a less conservative upper bound of the covariance matrix than the UBIKF, which is quite close to the maximal value obtain by the conventional Kalman Filter run on the set of sampled models.

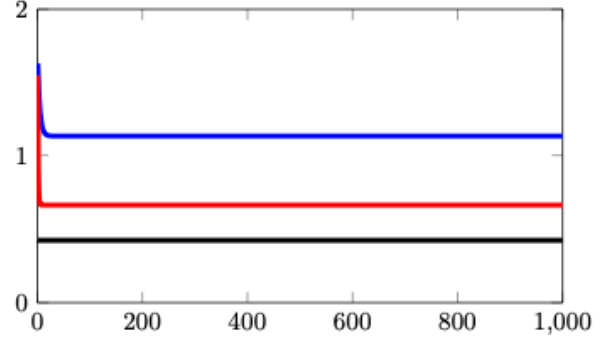


Fig. 6. $P_{k|k}^{33}$ for the UBIKF, the iUBIKF and $\max(P_{k|k}^{33})$ for the conventional Kalman filter

6.2. Case study from the automotive domain. The second example comes from the automotive domain. It is based on the continuous-time non-linear model of the dynamics of a two wheels vehicle that has been linearized and discretized to be suitable for the UBIKF/iUBIKF. The resulting state space model has two states: x_1 is the angular speed of the slideslip angle and x_2 is the acceleration of the vehicle yaw. We compare the iUBIKF estimations to those of the interval observer proposed in (Raka and Combastel, 2013).

The interval matrices $[A]$, $[C]$, $[Q]$ and $[R]$ bounding A_k , C_k , Q_k , and R_k , respectively, are the following:

$$[A] = \begin{pmatrix} [0.6439, 1.1814] & [-0.0131, 0.1023] \\ [-0.2393, -0.1006] & [0.8516, 0.9646] \end{pmatrix}$$

$$[C] = \begin{pmatrix} [-2.3594, -1.1150] & [0.0211, 1.9326] \\ [0.0849, 1.9151] & [-0.6333, 0.6333] \\ [-3.7331, -3.7123] & [-2.1423, -1.5307] \\ [-0.0702, 0.0702] & [0.8322, 1.1678] \end{pmatrix}$$

$$[Q] = [0.0000, 0.0501] * I_{n_x}, n_x = 2$$

$$[R] = [0.0000, 0.0501] * I_{n_y}, n_y = 4.$$

The performance comparison of the three filtering algorithms UBIKF, iUBIKF and the interval observer of (Raka and Combastel, 2013) are given in Table 2.

Table 2. UBIKF, iUBIKF, and interval observer comparative evaluation

		UBIKF	iUBIKF	Int. Obs
x_1	$RMSE$	0.17585	0.051212	1.1276
x_2	$RMSE$	0.291	0.080989	1.1274
Time (s)		2.3916	7.6362	0.40902

Fig. 7 shows the graphs of the state estimation by the UBIKF, the iUBIKF, i.e. $[\hat{x}_1]$ and $[\hat{x}_2]$, and the interval observer, i.e. $[x_1]$ and $[x_2]$.

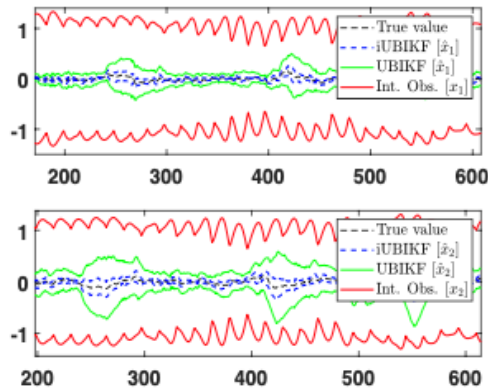


Fig. 7. Estimation results for the UBIKF, the iUBKF and the interval observer for the two wheels vehicle model – angular speed of the slideslip angle x_1 (top) and acceleration of the vehicle yaw x_2 (bottom)

As indicated by the \overline{RMSE} in Table 2 and by the graphs in Fig. 7, the interval observer bounds are far wider than the estimation bounds of the iUBIKF and the UBIKF, those of the iUBIKF been the tightest. On the other hand, the computation time is higher and may limit some applications.

7. Conclusion

An improved Minimum Upper Bound of Variance Interval Kalman Filter (iUBIKF) which provides a lower error covariance upper bound has been proposed. This filter allows to bound the set of all possible state estimations given by the Kalman filter for any admissible parameter uncertainties. Through a set of simulations, the advantages of the iUBIKF with respect to previous versions and to other proposals of the literature are exhibited.

The proposed iUBIKF is intended for systems of moderate dimension as it has not been optimised for larger systems. For example, square root filtering algorithms are known as viable alternatives to the conventional Kalman filter that inherently involves unstable numerics. Updating the iUBIKF in this direction can be seen as a nice perspective for future work.

This work shows that the integration of statistical and bounded uncertainties in a same model can be successfully achieved, which opens wide perspectives from a practical point of view.

References

- Cayero, J., Rotondo, D., Morcego, B. and Puig, V. (2019). Optimal state observation using quadratic boundedness: Application to UAV disturbance estimation, *International Journal of Applied Mathematics and Computer Science* 29(1): 99–109. URL:<https://doi.org/10.2478/amcs-2019-0008>
- Chabir, K., Rhouma, T., Keller, J.-Y. and Sauter, D. (2018). State filtering for networked control systems subject to switching disturbances, *International Journal of Applied Mathematics and Computer Science* 28(3): 473–482. URL:<https://hal.archives-ouvertes.fr/hal-01898069>
- Chen, G., Wang, J. and Shieh, L. S. (1997). Interval Kalman filtering, *IEEE Transactions on Aerospace and Electronic Systems* 33(1): 250–259.
- Combastel, C. (2015). Merging Kalman filtering and zonotopic state bounding for robust fault detection under noisy environment, *Proceedings of the 9th IFAC Symposium on Fault Detection, Supervision and Safety of Technical Processes*, Paris, France, pp. 289–295.
- Combastel, C. (2016). An Extended Zonotopic and Gaussian Kalman Filter (EZGKF) merging set-membership and stochastic paradigms: Toward non-linear filtering and fault detection, *Annual Reviews in Control* 42: 232–243.
- Ingimundarson, A., Manuel Bravo, J., Puig, V., Alamo, T. and Guerra, P. (2009). Robust fault detection using zonotope-based set-membership consistency test, *International Journal of Adaptive Control And Signal Processing* 23(4): 311–330.
- Jaulin, L., Braems, I., Kieffer, M. and Walter, E. (2001). Nonlinear state estimation using forward-backward propagation of intervals in an algorithm, *Scientific Computing, Validated Numerics, Interval Methods* pp. 191–204.
- Jaulin, L., Kieffer, M., Didrit, O. and Walter, E. (2001). *Applied interval analysis with examples in parameter and state estimation, robust control and robotics*, An emerging paradigm, Springer-Verlag.
- Kalman, R. E. (1960). A new approach to linear filtering and prediction problems, *Journal of basic Engineering*.
- Kieffer, M., Jaulin, L., Walter, E. and Meizel, D. (1999). Guaranteed mobile robot tracking using interval analysis, *Proceedings of Workshop on Application of Interval Analysis to System and Control*, Girona, Spain, pp. 347–360.
- Leseq, S., Barraud, A. and Dinh, K. (2003). Numerical accurate computations for ellipsoidal state bounding, *Proceedings of Mediterranean Conference on Control and Automation (MED'03)*, Rhodes, Greece.
- Masreliez, C. and Martin, R. (1977). Robust bayesian estimation for the linear model and robustifying the Kalman filter, *IEEE Transactions on Automatic Control* 22(3).
- Moore, R. E. (1959). *Automatic error analysis in digital computation*, Technical report LMSD-48421, Lockheed Missiles and Space Co, Palo Alto, CA.

- Moore, R. E. (1966). *Interval analysis*, Prentice-Hall, Englewood Cliffs.
- Moore, R., Kearfott, R. and Cloud, M. (2009). *Introduction to Interval Analysis*, Society for Industrial and Applied Mathematics, Philadelphia, PA, USA.
- Raka, S.-A. and Combastel, C. (2013). Fault detection based on robust adaptive thresholds: A dynamic interval approach, *Annual Reviews in Control* **37**(1): 119 – 128.
 URL:<http://www.sciencedirect.com/science/article/pii/S1367578813000102>
- Ribot, P., Jauberthie, C. and Trave-Massuyes, L. (2007). State estimation by interval analysis for a nonlinear differential aerospace model, *Proceedings of European Control Conference*, Kos, Greece, pp. 4839–4844.
- Rump, S. M. (1999). INTLAB - INTerval LABoratory, in T. Csendes (Ed.), *Developments in Reliable Computing*, Kluwer Academic Publishers, Dordrecht, pp. 77–104.
<http://www.ti3.tu-harburg.de/rump>.
- Tran, T. A. (2017). *Cadre unifié pour la modélisation des incertitudes statistiques et bornées : application à la détection et isolation de défauts dans les systèmes dynamiques incertains par estimation*, PhD thesis. Thèse de doctorat dirigée par Jauberthie, Carine et Le Gall, Françoise Automatique Toulouse 3 2017.
 URL:<http://www.theses.fr/2017TOU30292/document>
- Tran, T. A., Jauberthie, C., Le Gall, F. and Travé-Massuyès, L. (2017). Interval Kalman filter enhanced by positive definite upper bounds, *Proceedings of the 20th IFAC World Congress*, Toulouse, France.
- Tran, T. A., Le Gall, F., Jauberthie, C. and Travé-Massuyès, L. (2016). Two stochastic filters and their interval extensions, *Proceedings of the 4th IFAC International Conference on Intelligent Control and Automation Sciences*, Reims, France.
- Welch, G. and Bishop, G. (2001). An Introduction to the Kalman Filter, *SIGGRAPH*, Los Angeles, California USA.
- Xiong, J., Jauberthie, C., Travé-Massuyes, L. and Le Gall, F. (2013). Fault detection using interval Kalman filtering enhanced by constraint propagation, *Proceedings of IEEE 52nd Annual Conference on Decision and Control (CDC)*, pp. 490–495.