



**HAL**  
open science

## On the Price of Locality in Static Fast Rerouting

Klaus-Tycho Foerster, Juho Hirvonen, Yvonne-Anne Pignolet, Stefan Schmid,  
Gilles Tredan

► **To cite this version:**

Klaus-Tycho Foerster, Juho Hirvonen, Yvonne-Anne Pignolet, Stefan Schmid, Gilles Tredan. On the Price of Locality in Static Fast Rerouting. 52nd Annual IEEE/IFIP International Conference on Dependable Systems and Networks (DSN), Jun 2022, Baltimore, United States. pp.215-226, 10.1109/dsn53405.2022.00032 . hal-03859648

**HAL Id: hal-03859648**

**<https://laas.hal.science/hal-03859648v1>**

Submitted on 28 Nov 2022

**HAL** is a multi-disciplinary open access archive for the deposit and dissemination of scientific research documents, whether they are published or not. The documents may come from teaching and research institutions in France or abroad, or from public or private research centers.

L'archive ouverte pluridisciplinaire **HAL**, est destinée au dépôt et à la diffusion de documents scientifiques de niveau recherche, publiés ou non, émanant des établissements d'enseignement et de recherche français ou étrangers, des laboratoires publics ou privés.

# On the Price of Locality in Static Fast Rerouting

Klaus-Tycho Foerster\* Juho Hirvonen† Yvonne-Anne Pignolet‡ Stefan Schmid♣ Gilles Tredan◇  
\*TU Dortmund, Germany †Aalto University, Finland ‡DFINITY, Switzerland  
♣TU Berlin, Germany & University of Vienna, Austria ◇LAAS-CNRS, France

**Abstract**—Modern communication networks feature fully decentralized flow rerouting mechanisms which allow them to quickly react to link failures. This paper revisits the fundamental algorithmic problem underlying such local fast rerouting mechanisms. Is it possible to achieve *perfect resilience*, i.e., to define local routing tables which preserve connectivity as long as the underlying network is still connected? Feigenbaum et al. [1] and Foerster et al. [2] showed that, unfortunately, it is impossible in general.

This paper charts a more complete landscape of the feasibility of perfect resilience. We first show a perhaps surprisingly large price of locality in static fast rerouting mechanisms: even when source and destination remain connected by a linear number of link-disjoint paths after link failures, local rerouting algorithms cannot find any of them which leads to a disconnection on the routing level. This motivates us to study resilience in graphs which exclude certain dense minors, such as cliques or a complete bipartite graphs, and in particular, provide characterizations of the possibility of perfect resilience in different routing models. We provide further insights into the price of locality by showing impossibility results for few failures and investigate perfect resilience on Topology Zoo networks.

## I. INTRODUCTION

Traditional communication networks can be modelled as distributed systems in which routers cooperate to compute efficient routes. In particular, using protocols based on link state or distance vector algorithms, routers can—in a distributed manner—compute routing tables which induce shortest paths [3]. These protocols can also naturally cope with failures: whenever one or multiple links fail, the distributed routing protocol is simply invoked again, triggered by the nodes incident to a failed link. The protocols are hence in some sense “*perfectly resilient*” [1]: After reconvergence, the protocol re-establishes a path between any pair of nodes still physically connected, by dynamically updating their routing tables. Unfortunately, however, the recomputation and dynamic update of routing tables comes at the cost of slow reaction time [4].

Modern dependable communication networks hence additionally feature fully decentralized flow rerouting mechanisms which rely on *static* routing tables and allow to react to link failures orders of magnitudes faster than traditional networks [4]. Rather than invoking the distributed routing protocol when detecting a failure, these static fast rerouting mechanisms allow to predefine conditional failover rules at each router: these rules can depend only on *local* information at a node  $v$ , and can hence be conditioned on the status of links incident to  $v$  or the header of packets arriving at  $v$ , but not on failures in other parts of the network. While this enables a very fast reaction, it raises the question of how such local rules

can be defined to maintain a high resilience under multiple link failures. Feigenbaum et al. [1] showed that achieving a perfect resilience using static fast rerouting mechanisms is unfortunately impossible in general: the authors presented an example network in which it is not possible to predefine local failover rules which ensure that as long as the underlying graph is connected, the routing tables induce a valid routing path to the destination. In other words, there is a *price of locality*: local fast rerouting comes at a cost of reduced resilience under multiple link failures.

This paper provides a systematic analysis aiming to characterize the feasibility of perfect resilience using static fast rerouting, motivated by Feigenbaum et al.’s counterexample. Indeed, their work raises a number of interesting research questions, such as:

- How significant is the price of locality? Is it at least possible to compute local failover rules which ensure connectivity on the routing level if the underlying network remains highly connected after the link failures?
- How does the resilience depend on the model? What happens if we include the promise of high connectivity or few failures, respectively, if we aim for smaller routing tables and do not match on the packet source or not even on the destination—where are the boundaries between working algorithms and impossibility? This question is particularly interesting in the light of emerging software-defined networks which allow routers to match different header parts and thus implement different routing models.

### A. Contributions

This paper aims to chart a more complete picture of the feasibility of perfect resilience with local fast rerouting, focusing on the most fundamental aspect: reachability. We first show a perhaps surprisingly general negative result: even when a large number of link-disjoint paths survive after link failures, local failover routes cannot leverage them to reach the destination. Specifically, we prove the following price of locality: even if we are promised that there remain  $\Omega(n)$  disjoint paths between source and destination after failures (we refer to this scenario as *r-tolerant* where  $r = \Omega(n)$ ), it is impossible to pre-define static routing tables ahead of time which ensure connectivity without knowing these failures; here  $n$  refers to the # of nodes (§III). Prior work only showed impossibility for 1-tolerance and left higher connectivity guarantees to future work.

Motivated by this result, we study the feasibility of perfect resilience in graphs which exclude certain dense minors, such as cliques or a complete bipartite graphs. We present an almost

arXiv:2204.03413v1 [cs.DC] 7 Apr 2022

optimal characterization of resilience in the different models. First, for a model in which routers can match both the source and the destination of a packet, we show that perfect resilience is impossible on *any* graph which has a minor  $K_7$  or a minor  $K_{4,4}$  which misses one link, but possible on  $K_5$  and  $K_{3,3}$  networks and their minors (§IV).<sup>1</sup>

In a model where routing rules can only match the packet destination, it is impossible to achieve perfect resilience on networks with minors  $K_5$  and  $K_{3,3}$  which miss one link; this characterization is complete in the sense that we can show that perfect resilience is always possible on  $K_5$  and  $K_{3,3}$  networks which only miss two links, and their minors (§V).

We also study the price of locality in scenarios in which the number of link failures is bounded (§VI) as well as in scenarios in which the local routing rules do not even depend on the destination but where a packet needs to tour the entire network, i.e., visit all nodes under failures (rather than routing to a specific destination); we provide an exact characterization of perfect resilience in this model as well, touring is possible if and only if  $G$  is outerplanar (§VII).

Lastly, we also perform a small case study in §VIII on more than 250 Topology Zoo networks: around a third of all networks allow for perfect resilience in all models, while the classification of the remaining topologies depends on the routing model considered. For destination-based routing, our contributions allow us to classify more than 30% additional topologies than with previous results.

## B. Background and Related Work

The question of how to provide resilient routing in networks is a fundamental one and has been explored intensively in the literature already [4]. In particular, failover resiliency can impose a trade-off on, e.g., stretch or latency [5]–[7]: “*a robust route is not necessarily the shortest route*” [8]. Hence, it can be worthwhile to consider detours through highly connected components, in case further failures appear downstream [9], and to such an end also investigate on how to rank the connectivity properties of nodes [10]. While such detours or failover routes can also be enhanced by shortcutting the paths before global convergence kicks in [11], we in this paper focus on the aspect of resilience under rapid (instantaneous) reaction times.

Many existing approaches require dynamic routing tables [12]–[14] which implies slow reaction times [4], or the ability to rewrite or extend packet headers which introduces overheads and is not always possible [15]–[17]. Our requirement of static failover tables and immutable headers also rules out the application of graph exploration techniques such as [18]–[21] or the use of rotor routers [22]–[24]. Also classic routing algorithms for sensor networks, such as geographic routing [25]–[29], require memory and are hence not applicable in our context. Furthermore, while there exist graph exploration algorithms which do not require any memory, e.g., for mazes consisting of a single wall (see e.g., the well-known right-hand rule [30]), these algorithms are transferrable only (if at all) to

very simple graphs such as outerplanar graphs [2]. Our model hence assumes an interesting new position in the problem space: while it is not possible to use dynamic memory during routing (neither in the packet header nor in the routing table), it is possible to pre-process<sup>2</sup> conditional routing rules ahead of time, without knowing the actual failure scenarios.

The model considered in this paper was introduced by Feigenbaum et al. [1], [34] and, in a slightly more restricted version, by Borokhovich et al. [35] in parallel work. While there has been interesting applied work on this problem, e.g., [36]–[39], in the following, we will focus on related works providing theoretical insights.

1) *Ideal versus Perfect Resilience*: Several interesting results are due to Chiesa et al. who presented a technique which relies on a decomposition of the network into arc-disjoint arborescence covers [40]–[42]: any  $k$ -connected graph can be decomposed into a set of  $k$  directed spanning trees [43] (rooted at the same node, the destination) such that no pair of spanning trees shares a link in the same direction. This allows to route packets along some arborescence until hitting a failure, after which the packet can be rerouted along a different arborescence. This technique is particularly well-suited to provide a weaker notion of resilience, known as *ideal resilience* [42], which is defined for  $k$ -connected graphs (while the notion of perfect resilience applies to arbitrary graphs): given a  $k$ -connected network, static failover tables are called ideally resilient if they can tolerate any set of  $k - 1$  link failures. In contrast, *perfect resilience* is defined for all graphs: static failover tables are called perfectly resilient if they can tolerate any set of failures, as long as the destination is still connected to the packet’s source after failures. As thus perfect resilience is stronger than ideal resilience: perfect resilience implies ideal resilience, but not vice versa. While Chiesa et al.’s paper already led to several follow up works [5], [6], [44]–[46], it remains an open question whether ideal resilience can be achieved in general  $k$ -connected graphs.

As mentioned above, already Feigenbaum et al. [1], [34] proved that perfect resilience is impossible to achieve in general, by presenting a counterexample with 12 nodes. Foerster et al. [2] recently generalized this negative result by showing that it is impossible to achieve perfect resilience on any non-planar graph; furthermore, planarity is also not sufficient for perfect resilience. On the positive side, [2] showed that perfect resilience can always be achieved in outerplanar graphs, and also initiated the study of routing rules which can depend on the source. In this paper, we significantly extend these results along several dimensions.

## C. Overview

The remainder of this paper is organized as follows. We introduce our formal model in §II. In §III, we show that maintaining connectivity with local failover rules is challenging already in highly connected graphs, and even if routing rules can depend on the source. This motivates us to study perfect

<sup>1</sup> A  $K_n$  is a complete graph with  $n$  nodes, whereas a  $K_{a,b}$  is a complete bipartite graph with  $a$  respectively  $b$  nodes in its two partitions.

<sup>2</sup> Here we also refer to the SUPPORTED model [31]–[33], which investigates on a fundamental level what can and what cannot be pre-processed.

resilience on graphs with dense minors, in a model where routing tables can (§IV) or cannot (§V) depend on the source. We then investigate the problem of perfect resilience under a bounded number of link failures (§VI) and study a novel failover model, where routing cannot depend on source and destination but where a packet needs to visit the entire graph (§VII). In §VIII we then perform a case study on Topology Zoo networks to classify them w.r.t. perfect resilience. We conclude our contribution and discuss future directions in §IX. For better readability, some proof details and figures are deferred to the Appendix, beginning on page 13.

## II. MODEL

We are given a communication network which we model as an undirected graph  $G = (V, E)$ , where the nodes represent *routers* that are connected via *links*  $E$ . We define  $n = |V|$ ,  $m = |E|$ , and write  $V_G(v)$  and  $E_G(v)$  for the neighbors and incident links of node  $v$ , respectively; if clear from the context, we will omit the subscript  $G$ . We will also write  $V(G)$  and  $E(G)$  for the nodes  $V$ , respectively links  $E$ , of a graph  $G = (V, E)$ . When talking about connectivity, we always refer to link connectivity, *i.e.*, two nodes  $v, w \in V(G)$  are  $k$ -connected if there are  $k$  paths between  $v$  and  $w$  that do not share any links, such paths are also called link-disjoint paths. The notations  $K_n$  and  $K_{a,b}$  refer to the complete graph with  $n$  nodes, respectively the complete bipartite graph with  $a$  and  $b$  nodes in its partitions. For the latter notations, when adding the superscript  $-c$ , *i.e.*,  $K_n^{-c}$  and  $K_{a,b}^{-c}$ , we remove  $c$  links from the respective graphs.

The network is subject to link failures, which however are not known ahead of time, when the routers are configured. We will refer to the set of links which will fail by  $F \subset E$ ; failures are undirected. The graph  $G$  without links  $F$  is denoted by  $G \setminus F := G(V, E \setminus F)$ . Similarly,  $G \setminus E'$  and  $G \setminus V'$  denote the graph  $G$  without the set of links in  $E' \subset E$ , respectively, the graph  $G$  without the set of nodes  $V' \subset V$  and their incident links.

Each node  $v \in V$  is configured with a local forwarding function  $\pi(v)$ , essentially a *forwarding table*. This forwarding table (or synonymously, *routing table*<sup>3</sup>) is essentially a set of forwarding rules which include conditional failover rules that depend on the incident link failures. Specifically, the rules  $\pi(v)$  of node  $v$  can depend on (a subset of) the following information:

- the set of incident failed links  $F \cap E(v)$
- the source  $s$  of the to-be-forwarded packet at  $v$
- the destination  $t$  of the to-be-forwarded packet at  $v$
- the incoming port (*in-port*) from which the packet arrives at  $v$

In this paper we aim to chart a landscape of resiliency results for different models, and we hence consider multiple combinations of the above information. However, all these models have in common that the routing table is pre-configured and static, and forwarding rules do not change the packet header.

A local routing algorithm is hence simply a *forwarding function*  $\pi_v$  for each node  $v$ . For example, in the most general

<sup>3</sup> While forwarding table is the technically correct term, we will use the term interchangeably with the term routing table.

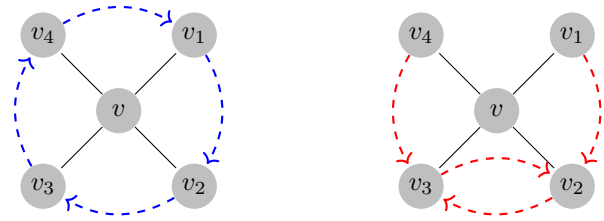


Fig. 1. On the left is an example for a forwarding pattern for the node  $v$  that follows a cyclic permutation  $(v_1, v_2, v_3, v_4)$ : packets coming from  $v_1$  are forwarded to  $v_2$ , packets from  $v_2$  to  $v_3$ , from  $v_3$  to  $v_4$ , and from  $v_4$  to  $v_1$ . Other examples for cyclic permutations for the node  $v$  would be, *e.g.*,  $(v_1, v_3, v_4, v_2)$  or  $(v_1, v_4, v_3, v_2)$ . On the right is an example for a forwarding pattern for the node  $v$  that does not follow a cyclic permutation, *as, e.g.*,  $v$  will not route any incoming packet to  $v_1$  or  $v_4$ .

model where all information can be accounted for, given a graph  $G$  and a destination  $t \in V(G)$ , the function is

$$\pi_v : 2^{E(v)} \times V \times V \times E(v) \cup \{\perp\} \mapsto E(v)$$

at each node  $v \in V(G)$ , where  $\perp$  represents the empty in-port, *i.e.* the starting node of the packet. In other words, given the set of failed links  $F \cap E(v)$  incident to a node  $v$ , the source and the destination, as well as the in-port, the forwarding function  $\pi_v$  maps each incoming port (link)  $e = (u, v)$  to the corresponding outgoing port (link). We will call the union of the forwarding functions  $\pi = (\pi_v)_{v \in V}$  the *forwarding pattern*, or simply the *routing*. In the following, we will use the notation

$$\pi_v^{s,t}(e, F) \quad \text{resp.} \quad \pi_v^{s,t}(u, F)$$

to denote the link to which a packet arriving at  $v$  via the link  $e = (u, v)$  will be forwarded, given a failure set  $F$  and in a model where the rule matches both source  $s$  and destination  $t$ . We will refer to these types of rules as *source-destination-based routing*. Similarly, we will use the notation  $\pi_v^t(e, F)$  resp.  $\pi_v^t(u, F)$  to denote the link to which a packet arriving at  $v$  from a link  $e = (u, v)$  will be forwarded, given a failure set  $F$  and in a model where the rule matches only the destination  $t$ . We refer to these types of rules as *destination-based routing*.

Note that we do not require these forwarding patterns to follow some sort of cyclic permutation (as in, *e.g.*, Figure 1) of the out-ports for neither of the routing flavours .

We will call a forwarding pattern  $\pi$  *r-resilient* if for all  $G$  and all  $F$ , where  $|F| \leq r$ , the forwarding pattern routes the packet from all  $v \in V$  to any destination  $t$  when  $v$  and  $t$  are connected in  $G \setminus F$ . Note that the restriction that source and destination must remain connected when removing the links in the failure set  $F$  implies that the connectivity of the graph does not play a big role. *E.g.*, consider a graph  $G$  which consists of a cliques of size  $l$  and one extra node connected to the clique with one link. While the connectivity of  $G$  is one, it is easy to construct forwarding patterns that tolerate two failures for packets originating from the extra node if the remaining graph stays connected. A forwarding pattern is *perfectly resilient* if it is  $\infty$ -resilient: the forwarding always succeeds in the connected component of the destination, for

all destinations. Let  $A_p(G, s, t)$  be the set of such perfectly resilient patterns (algorithms), respectively  $A_p(G, t)$ ,  $A_p(G)$  for the different models depending only on the destination or not even that; we abbreviate these versions by  $A_p$  when the context is clear.

To explore the achievable resilience of local fast rerouting algorithms beyond perfect resilience, we in this paper are also interested in a relaxed notion of resiliency, where we are given the promise of high connectivity after failures:

**Definition 1** ( $r$ -tolerant). A forwarding pattern  $\pi^{s,t}$  is called  $r$ -tolerant on a graph  $G$ , if it can guarantee reaching the destination  $t$  from source  $s$  under the assumption that  $s$  and  $t$  remain  $r$ -connected under failures.

Observe that  $r = 1$ -tolerance corresponds to perfect resilience and that, for  $r < r'$ , if we have  $r$ -tolerance, we also obtain  $r'$ -tolerance: the failure sets  $\mathcal{F}_r$  that retain  $r$ -connectivity are a superset of the failure sets  $\mathcal{F}_{r'}$  that retain  $r'$ -connectivity. For example, a perfectly resilient algorithm (1-tolerant) is also 2-tolerant.

### III. ON THE PRICE OF LOCALITY

Before studying perfect resilience in detail, we first consider a weaker notion of resilience: the design of local rerouting functions for scenarios where the connectivity remains larger than one after failures. We derive a surprisingly strong negative result on what can be achieved with static fast rerouting:

It is generally *impossible* to be  $\Omega(n)$ -tolerant, even when forwarding rules can depend on both source and destination.

Prior work just showed that 1-tolerance is impossible in general, but the details for higher connectivity promises were left unanswered. Indeed, at first it seems that if we are guaranteed that a linear number of paths exist after failures between source and destination, then surely fast failover mechanisms should be able to leverage this high connectivity. However, we show next that this intuition is false.

#### A. Intuition and Example

Intuitively, the more highly connected the topology is after failures, the easier it should be to ensure connectivity also with local static rerouting. However, as we will illustrate here on complete networks, this additional topological connectivity is only marginally useful. Concretely, while an  $r$ -tolerant algorithm in principle has more flexibility, in the sense that it can afford to *not* explore a certain route at all (as there are for sure alternative routes), and hence e.g., avoid potential loops, this additional connectivity is hard to exploit *locally*: such a choice can only be made  $r - 1$  times for an  $r$ -tolerant algorithm, among *all nodes* in the graph. In other words, the flexibility is restricted globally, while decision making is inherently local. We refer to Fig. 2 for an illustration.

#### B. Impossibility of $r$ -Tolerance in General

We show the following general impossibility result, namely that  $r$ -tolerance is impossible in general, already on instances that only grow linearly with  $r$ :

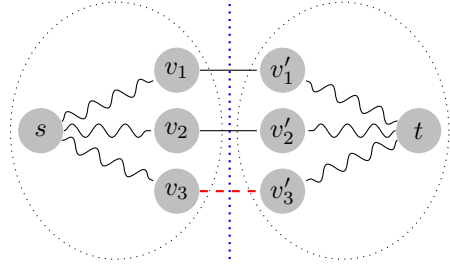


Fig. 2. After failures (in dashed red),  $s$  and  $t$  remain 2-connected, as there are two crossings across the blue dotted cut. Assume  $v_1$  does not forward to  $v'_1$  and  $v_2$  does not forward to  $v'_2$ . Then, as the link between  $v_3$  and  $v'_3$  has failed, it is impossible to reach  $t$  from  $s$ . Note that from a local point of view,  $v_1, v_2, v_3$  are unaware of the failures at each other, and hence to guarantee 2-tolerance, at least two of  $v_1, v_2, v_3$  must forward across the blue dotted cut, to their respective  $v'_1, v'_2, v'_3$ , if still possible after failures.

**Theorem 1.** Let  $r \in \mathbb{N}$ . The complete graph with  $3 + 5r$  nodes does not allow for an  $r$ -tolerant forwarding pattern  $\pi^{s,t}$ .

*Proof:* From  $K_{3+5r}$  we choose 5 nodes  $V_5 = \{v_1, v_2, v_3, v_4, v_5\}$  not including  $s$  and  $t$ . Consider all triples  $a, b, c \in V_5$ , such that, if  $b$  has a degree 2 after failures (connected to only  $a, c$ ), then  $b$  will not forward a packet from  $a$  to  $c$ . If such a triple exists, then leave the path  $s - a - b - c - t$  intact after failures and remove all other links of  $a, b$ , and  $c$ . We have constructed a partial failure set and a path from source to target that is not used by the forwarding pattern under this partial failure set.

If such a triple does not exist, then all nodes in  $V_5$ , with degree 2 after failures, will route in a permutation, assuming their neighbors are from  $V_5$ . Without loss of generality (W.l.o.g.), leave the path  $s - v_1 - v_2$  intact after failures, but fail all other links of  $v_1$ . Then, for  $v_2$ , leave only the links to  $v_3, v_4, v_5$  alive after failures. If the routing of  $v_2$ , coming from  $v_1$ , does not enter a permutation containing all 4 neighbors, with  $v_i \neq v_1$  missing, then we fail all links incident to  $v_3, v_4$ , and  $v_5$ , except the links to  $v_2$  and the link between  $v_i$  and  $t$ . Now, the packet coming from  $v_1$  to  $v_2$  will not reach  $v_i$ , and hence we lose one path to destination. On the other hand, if  $v_i = v_1$  is missing, then we fail all links incident to  $v_3, v_4$ , and  $v_5$  and the packet is trapped in the 5-node construction without returning to  $s$  via  $v_1$ .

Else the routing is a cyclic permutation. Assume w.l.o.g. the cyclic ordering for  $v_2$  is  $v_1, v_3, v_4, v_5$ . We then fail all links incident to  $v_3, v_4$ , and  $v_5$ , except the link to  $v_2$  and the links  $(v_4, t)$  and  $(v_2, v_5)$ . Now, the packet is routed  $s - v_1 - v_2 - v_3 - v_5 - v_2$ . The packet will then go to  $v_1$  and start a loop - we lose one path to the destination, namely via  $v_4$ .

We repeat the construction above  $r$  times in total, always picking a new set of 5 nodes. Each time we either lose one path to the destination or find a routing loop. If we lose  $r$  paths, then the construction is complete, but we also need to consider the case where we are trapped in a routing loop in a 5-node gadget, as then the  $st$ -connectivity is  $r - 1$ . To this end,

we use the one remaining node  $v$  from  $K_{3+5r}$ , and leave it connected to  $s$ , but fail all its other incident links except  $(v, t)$ . W.l.o.g., we can assume that  $v$  is last in the visiting order of  $s$ . If we lose  $r$  paths, then we disconnect  $v$  from  $t$  and hence the packet loops permanently, as none of the other 5 node constructions allow passing to the destination. If we do not lose  $r$  paths, then the path  $s - v - t$  restores  $st$ -connectivity to  $r$ , as promised, but the packet loops in one of the 5 node constructions. ■

Note that  $r$ -tolerance is preserved under iteratively taking subgraphs, *i.e.*, if  $G$  allows for  $r$ -tolerance, then every  $G' \subset G$  allows for  $r$ -tolerance as well. The reason is that we can obtain  $G'$  as a component of  $G$  by failing the missing links.

**Corollary 1.** *Let  $r \in \mathbb{N}$ . If a graph  $G$  has  $K_{3+5r}$  as a subgraph, then  $G$  has no  $r$ -tolerant forwarding pattern  $\pi^{s,t}$ .*

### C. $r$ -Tolerance and Minors

Even though  $r$ -tolerance is preserved under taking subgraphs, we next show that  $r$ -tolerance is not preserved for graph minors, for all  $r \geq 2$ . This is in contrast to the result of Foerster et al. [2], who showed that it is preserved for  $r = 1$ . In other words, there is a fundamental distinction between  $r = 1$  and all larger  $r$ , which is to be investigated in future work:

**Theorem 2.** *For each  $r \in \mathbb{N}$ :  $r \geq 2$  holds: There exists an  $r$ -tolerant graph  $G$  with a minor  $G'$  that is not  $r$ -tolerant.*

*Proof:* Given parameter  $r > 1$ , let the construction from Theorem 1 be denoted by  $G'$ . We will next show how to build a graph  $G$ , s.t.  $G$  is  $r$ -tolerant and  $G'$  is a minor of  $G$ : Given  $G'$ , add a new source node  $s'$ , connect it with  $r - 1$  paths to  $s$ , and add the link  $(s', t)$ . An algorithm that is  $r$ -tolerant on this new graph simply routes from  $s'$  to  $t$  via the direct link; if that link fails, the  $r$ -tolerance promise does not hold. Now, observe that the graph construction from Theorem 1 is a minor of the above construction (obtained by merging  $s', s$ , as well as the paths between them, and removing the link between  $s'$  and  $t$ ), *i.e.*, the existence of an  $r$ -tolerant forwarding pattern does not imply the existence of an  $r$ -tolerant forwarding pattern for minors, for any  $r \geq 2$ . ■

We note that if  $s$  and  $t$  are less than  $r$ -connected before the failures occur,  $r$ -tolerance trivially holds:  $r$ -tolerance is a promise problem, only considered under high connectivity. On complete graphs,  $r$ -tolerance is also trivial for  $K_{r+1}$ , as a removal of the source-destination link removes the promise of  $r$ -connectivity. We can slightly extend this result and give promises for connectivity beyond  $r$ :

**Theorem 3.** *For each  $r \in \mathbb{N}$   $K_{2r+1}$  admits  $r$ -tolerance.*

*Proof:* Foerster et al. [2, Theorem 6.1] showed that perfect resilience can be maintained if source and destination have distance at most two after failures, and we now leverage their algorithm. Assume that the link between source and destination fails on  $K_{2r+1}$  – else the statement holds by routing in a single direct hop. When source  $s$  and destination  $t$  on  $K_{2r+1}$  remain  $r$ -connected, then  $s$  is connected to at least  $r$  neighbors  $V_1$

different from  $t$  and  $t$  is connected to at least  $r$  neighbors  $V_2$  different from  $s$ . Besides source and destination,  $K_{2r+1}$  has only  $2r - 1$  nodes, and hence  $|V_1 \cap V_2| \geq 1$ , *i.e.*, a path of length 2 exists between source  $s$  and destination  $t$ . ■

We next briefly investigate complete bipartite graphs. If source and destination are in the same part, then the distance-2 algorithm [2, Theorem 6.1] applies if the other part has at most  $2r - 1$  nodes, as in the proof above. If source and destination are in different parts, then the distance-2 algorithm is no longer directly applicable, as every route besides the direct source-destination link has a length of at least 3. However, we can extend the distance-2 forwarding pattern to distance 3 in complete bipartite graphs, as described in the following proof:

**Theorem 4.** *For all bipartite graphs  $G$  there is a forwarding pattern  $\pi^{s,t}$  that can guarantee reaching the destination  $t$  from source  $s$ , if  $s$  and  $t$  are at distance at most 3 in  $G \setminus F$ .*

*Proof:* First, whenever the destination is a neighbor, we route to it, as highest priority. Else, the source and each neighbor of the source routes in a cyclic permutation. If a node is not the source or a neighbor of the source, then the packet bounces back (distance to source = 2). We only visit a node  $v$  of distance 3 if  $v = t$ . Moreover, if the  $st$ -distance is at most 3, we will also reach  $t$  from  $s$ , as (without the hop to the destination or stopping when finding the destination), our algorithm traverses all links  $E_1$  incident to the destination and all links  $E_2$  adjacent to those in  $E_1$ , *i.e.*,  $t$  is found with a distance of at most 2, and if the distance is exactly 3, the last link is adjacent to a link in  $E_2$ . ■

Applying Theorem 4 to complete bipartite graph yields:

**Theorem 5.** *For each  $r \in \mathbb{N}$   $K_{2r-1, 2r-1}$  admits  $r$ -tolerance.*

*Proof:* Let  $A$  and  $B$  be the two parts of the bipartite graph  $K_{2r-1, 2r-1}$ . Assume w.l.o.g.  $s \in A$ . We now perform a case distinction whether  $t \in A$ . We start with the case where this is true. Due to  $r$ -connectivity after failures, the source  $s$  retains at least  $r$  neighbors  $V_s$  in  $B$ , and the destination  $t$  retains at least  $r$  neighbors  $V_t$  in  $B$  as well. Hence,  $|V_s \cap V_t| \geq 1$  due to  $B$  having at most  $2r - 1$  nodes, *i.e.*, a route of length 2 exists between  $s$  and  $t$ .

We next consider the remaining case where w.l.o.g. the destination is in  $B$  the second part. If the link  $(s, t)$  exists we are done immediately and hence assume it has failed. Else,  $s$  has at least  $r$  neighbors  $V_s$  in  $B$  and  $t$  has at least  $r$  neighbors  $V_t$  in  $A$ . Pick  $u \in V_s$ :  $u$  has at least  $r - 1$  neighbors  $V_u$  in  $A - \{s\}$ . Since  $|A - \{s\}| = 2r - 2$ ,  $V_t \cap (A - \{s\})$  (of size  $r$ ) and  $V_u \cap (A - \{s\})$  (of size  $r - 1$ ) necessarily intersect. Let  $w$  a node in this intersection:  $w$  is neighbor of both  $u$  and  $t$ , hence source and destination have a distance of at most 3 via the path  $s - u - w - t$ . ■

We recall that  $r$ -tolerance is preserved for all subgraphs and obtain the following corollary:

**Corollary 2.** *For each  $r \in \mathbb{N}$  it holds that  $K_{2r+1}$  and  $K_{2r-1, 2r-1}$  and all their respective subgraphs admit  $r$ -tolerance.*

#### IV. PERFECT RESILIENCE WITH SOURCE

Given our insights on the feasibility of local fast rerouting in more highly connected graphs, we now turn to studying perfect resilience: resilience in scenarios where arbitrary links can fail, as long as the graph remains connected. Recall that we aim to chart a landscape of perfect resilience in this paper, and in this section, we start analyzing a model where routing rules can depend both on the source and the destination of a packet. In the next section, we will then consider the scenario where rules can only depend on the destination. Given the result of the previous section, our characterization will revolve around graphs which feature dense minors before failures occur.

##### A. Impossibility Results

We first show that it is impossible to achieve perfect resilience on complete graphs with seven nodes.

**Theorem 6.** *The complete graph with seven nodes, minus one link, does not allow perfect resilience, i.e.,  $A_p(K_7^{-1}, s, t) = \emptyset$ .*

Note that when considering perfect resilience, it is at most as hard to route in a subgraph as one can treat the missing edges as failed edges to simulate a forwarding pattern of a supergraph. We will see in our case study in Section VIII that removing one link makes a difference for the applicability of our results.

*Proof Sketch:* The proof idea is depicted in Fig. 3: as any of the neighbors of  $v_2$  could be the only way to reach  $t$ ,  $v_2$  must route in a cyclic permutation if no incident links fail, analogously for the neighbors of  $v_2$  if they have a degree of two and do not neighbor  $s, t$  after failures. Hence, for every permutation chosen for  $v_2$ , the failures of the surrounding nodes can be adjusted such that a routing loop occurs. ■

The above proof never removes more than 15 links, hence:

**Corollary 3.** *Even under the promise that at most 15 links fail and there is an  $st$ -path, the complete graph  $K_7$  with seven nodes does not allow for a forwarding pattern  $\pi^{s,t}$  that can guarantee reaching the destination  $t$  from source  $s$  if  $|F| \leq 15$ .*

The impossibility can be shown on the  $K_{4,4}$  analogously, however, as it is much sparser than the  $K_7$ , we need to remove fewer links. We refer to the Appendix for details.

**Theorem 7.** *The complete bipartite graph with eight nodes, four in each part, minus one link, does not allow for perfect resiliency, i.e., it holds that  $A_p(K_{4,4}^{-1}, s, t) = \emptyset$ .*

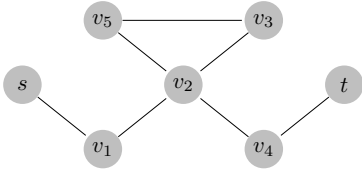


Fig. 3.  $K_7$  (without  $s$ - $t$  link) impossibility, when  $v_2$  routes with the permutation  $v_1, v_3, v_4, v_5, v_1$ . As  $v_3, v_5$  also route in a cyclic permutation, due to local indistinguishability, packets loops permanently in  $v_2 - v_3 - v_5 - v_2$ .

**Algorithm 1** Perfectly resilient algorithm for  $K_5$  and its minors

**Input:** packet from source  $s$  to be delivered to destination  $t$ ,  
local failure set  $F_i$ , identifiers  $u < v < w$

**Output:** forwarding port decision at node  $i$

```

1: if  $(i, t) \notin F_i$  then
2:   send to  $t$ 
3: else if  $i = s$  then
4:   if exactly one neighbor  $v$  is reachable then
5:     send to  $v$ 
6:   else if exactly two neighbors  $u, v$  are reachable,  $u < v$ 
   then
7:     if  $inport = \perp$  then send to  $u$ 
8:     else send to  $v$  ▷ ignore inport
9:   else if exactly three neighbors  $u, v, w$  are reachable,
    $u < v < w$  then
10:    if  $inport = \perp$  then send to  $u$ 
11:    else if  $inport = w$  then send to  $v$ 
12:    else then send to  $w$  ▷ coming from  $u$  or  $v$ 
13: else
14:   if  $inport = s$  then send to the neighbor with lowest
   ID (not  $s$ ) or send back to  $s$  if no other choice
15:   else if there is a reachable neighbor  $x$  and  $inport \neq x$ 
   then send to  $x$ 
16:   else if  $s$  is reachable then send to  $s$ 
17:   else send back to  $inport$ 
  
```

**Corollary 4.** *Even under the promise that at most 11 link fail and that there is an  $st$ -path, the complete bipartite graph  $K_{4,4}$  does not allow for a forwarding pattern  $\pi^{s,t}$  that can guarantee reaching the destination  $t$  from source  $s$  if  $|F| \leq 11$ .*

1) *Generalization of Impossibility: Minor Relationships:* It was previously shown that if a graph  $G$  allows for perfect resiliency with the source, so do all minors of  $G$  [2, §4]. Hence and in particular, all graphs containing a  $K_{4,4}$  or a  $K_7$  minus one link as a minor do not allow for perfect resilience.

##### B. Possibility Results

We now provide positive results on when perfect resilience is achievable. Interestingly, as we will see, we can almost perfectly complement above impossibility results, by providing algorithms for graphs characterized by less dense minors. We start by giving an algorithm for the  $K_5$  and its subgraphs:

**Theorem 8.** *For all graphs with at most five nodes Algorithm 1 describes a forwarding pattern matching on the source guaranteeing perfect resilience.*

*Proof:* We proceed by showing that packets routed with Algorithm 1 reach the destination for all possible distances between source and destination after failures.

By showing it for  $K_5$ , we directly show correctness for all minors of  $K_5$  as well, due to [2, Corollary 4.2].

If the distance between source and destination is one, Line 2 of the algorithm ensures the packet arrives at its destination directly.

If the distance is two, there are four non-isomorphic candidate graphs on which a packet could visit all other nodes before visiting  $t$ ,  $G_1, G_2, G_3, G_4$  with  $V = \{s, t, x, y, z\}$  and link sets  $E_1 = \{(x, y), (y, s), (s, z), (z, t)\}$ ,  $E_2 = E_1 \cup \{(x, s)\}$ ,  $E_3 = \{(x, s), (s, y), (y, z), (z, t), (s, z)\}$  and  $E_4 = \{(s, x), (s, y), (s, z), (z, t)\}$ , after removing the failed links respectively. Depending on how we order the IDs for  $x, y, z$  for  $E_1$ , the algorithm may first explore  $x$  before returning to  $s$  but it will definitely visit  $z$  via  $y$  and thus find  $t$ . For  $E_2$ , the algorithm will head straight towards  $t$  if  $z$  has the lowest identifier. If  $y$  is the lowest identifier, the algorithm will visit the nodes in the order  $s, y, x, s, z, t$  regardless of the order of the identifiers of  $x, y$ . For  $E_3$ , the sequence of nodes visited starts with  $s, x, s$  if  $x$  has the lowest identifier, followed by  $y, z, t$  if  $y = v$  and  $z = w$  or  $z, t$  otherwise. If  $y$  has the lowest identifier the sequence is  $s, y, z, t$ , if  $z = y$  it is  $s, z, t$ . For  $E_4$  the algorithm guarantees that all neighbors of the source are visited if the previous ones did not connect to the destination as the nodes will send the message back if they cannot forward it to  $t$ . Note that for subgraphs of  $G_1, G_2, G_3, G_4$  where  $(s, x)$  is missing and/or  $(s, y)$  is missing from  $G_4$  the destination is reached in at most the same number of steps as well by the same line of arguments, as some detours will not be taken.

If the distance is three, six non-isomorphic candidate graphs exist where a packet could visit all other nodes before visiting  $t$ ,  $G'_1, G'_2, G'_3, G'_4, G'_5, G'_6$  with  $V = \{s, t, x, y, z\}$  and link sets  $E'_1 = \{(x, s), (s, y), (y, z), (z, t)\}$ ,  $E'_2 = E_1 \cup \{(x, y)\}$ ,  $E'_3 = \{(s, x), (x, y), (y, t), (z, y)\}$ ,  $E'_4 = \{(s, x), (x, y), (y, t), (z, x)\}$ ,  $E'_5 = E_4 \cup \{(z, y)\}$ , and  $E'_6 = E_5 \cup \{(z, t)\}$ , after removing failed link respectively. For  $E'_1$  the algorithm will forward packets on its direct path to the destination if  $y = u$ . Otherwise there might be a detour to  $x$  first. For  $E'_2$ , if  $x = u$  then the sequence of nodes visited is  $s, x, y, z, t$ , if  $y = u, x = v$  then it is  $s, y, x, s, x, y, z, t$ , if  $y = u, z = v$  or  $z = u, y = v$  then no detour is taken and it the remaining case with  $z = u, x = v$  the path used is  $s, x, y, z, t$ . For  $E'_3$ , the path taken is  $s, x, y, t$  and for  $E_4$  a visit to  $z$  might be included but no loop introduced. For  $E'_5$ ,  $z$  is visited if  $z < y$  leading to a path of  $s, x, z, y, t$  and  $s, x, y, t$  otherwise. In the last graph  $E'_6$ , visiting  $z$  would lead to a shortcut to  $t$  and in both cases  $t$  is reached. Note that for subgraphs of  $G'_1$  without  $(s, x)$  and  $G'_3, G'_4$  without link to  $z$  the destination is reached in at most the same number of steps as well by the same line of arguments, as some detours will not be taken.

If the distance is four, the nodes form a chain and the algorithm ensures that all nodes forward the packet until it reaches its destination. ■

We obtain further positive results for complete bipartite graphs and refer to the Appendix for proof details.

**Theorem 9.** *There exists a forwarding pattern matching on the source and guaranteeing perfect resilience for the complete bipartite graph with three nodes in each part, and its minors.*

## V. PERFECT RESILIENCE WITHOUT SOURCE

Given our characterization of when perfect resilience is possible in a model where both the source and the destination

of a packet can be matched, we now continue charting the landscape of perfect resilience by considering a model where forwarding rules can only depend on the destination. We are able to provide an almost perfect characterization with respect to complete and complete bipartite graphs.

### A. Impossibility Results

Foerster et al. [2] showed that  $K_5$  and  $K_{3,3}$  do not allow for perfect resilience in the destination-based model, i.e.,  $A_p(K_5, t) = \emptyset$  and  $A_p(K_{3,3}, t) = \emptyset$ . Their proof construction for  $K_5$  starts at some node  $v \neq t$ , where the link  $(v, t)$  is removed, leaving all other links incident to  $v$  intact. In their construction, all nodes, except the one node connected to  $t$ , must route in a cyclic permutation, a fact retained even if the link  $(v, t)$  never existed. Hence:

**Theorem 10.** *A complete graph with five nodes, minus one link,  $K_5^{-1}$ , does not allow for a perfectly resilient forwarding pattern, i.e.,  $A_p(K_5^{-1}, t) = \emptyset$ .*

For  $K_{3,3}$ , Foerster et al. [2] start their construction on a node  $v$  which is in the same part as the destination, and hence there was no link  $(v, t)$  to begin with. However, we can observe that in their construction, the permanent loop also traverses nodes of the other part (without  $t$ ) and the routing behavior remains unchanged if we remove one link incident to  $t$  (cyclic permutations are enforced for all non-neighbors of the destination).

**Theorem 11.** *A complete bipartite graph with three nodes in each part, minus one link,  $K_{3,3}^{-1}$ , does not allow for a perfectly resilient forwarding pattern, i.e.,  $A_p(K_{3,3}^{-1}, t) = \emptyset$ .*

Whereas  $K_5$  and  $K_{3,3}$  are not planar, both  $K_5^{-1}$  and  $K_{3,3}^{-1}$  are planar [47]. We note that  $K_5^{-1}$  is a minor of the planar 7-node construction to show impossibility in [2, Theorem 5.3] and hence Theorem 10 improves their planar result with a smaller number of link and nodes.

#### 1) Generalization of Impossibility: Minor Relationships:

It was previously shown that if a graph  $G$  allows for perfect resiliency in destination-based routing, so do all minors of  $G$  [2, §4]. Hence all graphs containing a  $K_{3,3}$  or a  $K_5$  minus one link as a minor do not allow for perfect resilience.

### B. Possibility Results

1) *One Link Less Gives Perfect Resilience:* We next show that the results from §V-A are tight in the sense that removing one additional link from these graphs allows for perfect resilience. We will need the following result:

**Corollary 5** (Corollary 6.2 [2]). *Let  $G' = (V \setminus \{t\}, E)$  be outerplanar. Then  $G = (V, E)$  allows for perfectly resilient forwarding patterns  $\pi^t$  without the source.*

We start with  $K_5^{-2}$  in Theorem 12 and  $K_{3,3}^{-2}$  in Theorem 13.

**Theorem 12.** *A complete graph with five nodes, minus two links,  $K_5^{-2}$ , allows for a perfectly resilient forwarding pattern  $\pi^t$ , as well as for all minors of  $K_5^{-2}$ .*



@ $v_1$	$\perp$ : $v_2, v_3, v_4$	$v_3$ : $v_2, v_4, v_3$	$v_4$ : $v_2, v_3, v_4$	( $v_2$ : when we visit both we are done)
@ $v_2$	$\perp$ : $v_1, v_3, v_4$	$v_3$ : $v_1, v_4, v_3$	$v_4$ : $v_1, v_3, v_4$	( $v_1$ : when we visit both we are done)
@ $v_3$	$\perp$ : $v_2, v_1, v_4$	$v_1$ : $v_2, v_4, v_1$	$v_2$ : $v_1, v_4, v_2$	$v_4$ : $v_1, v_2, v_4$
@ $v_4$	$\perp$ : $v_1, v_2, v_4$	$v_1$ : $v_2, v_3, v_1$	$v_2$ : $v_1, v_3, v_2$	$v_3$ : $v_2, v_1, v_3$

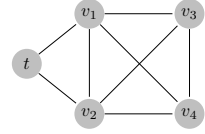


Fig. 4. Routing table to visit both neighbors of  $t$  in Fig. 11 under perfect resilience.

Fig. 5.  $K_5$  with 2 edges incident to  $t$  removed.

*Proof:* Let the nodes of  $K_5^{-2}$  be  $v_1, v_2, v_3, v_4, v_5 = t$ . We proceed by case distinction. If  $t$  has one or zero links removed, then the remaining 4-node graph is a proper subgraph of  $K_4$  and hence is outerplanar, *i.e.*, Corollary 5 yields perfect resilience.

If  $t$  has two links removed, then let w.l.o.g.  $v_1, v_2$  be the neighbors of  $t$ . Note that the graph without  $t$  is a  $K_4$  and hence is not outerplanar. In order to obtain perfect resilience, we need to visit, from the starting node  $v$ , all of  $v_1, v_2$  being in the same component as  $v$ , which we can obtain by using the following forwarding pattern, where we state in the table in Fig. 4 for each inport in which order outports are considered (using the table notation introduced in the proof of Theorem 9):

The correctness of our algorithm follows by careful case distinction, showing that  $v_1$  or  $v_2$  will be visited. Lastly, the proof extends to all minors of  $K_5^{-2}$  due to [2, Thm 4.3]. ■

**Theorem 13.** *A complete bipartite graph with three nodes in each part, minus two links,  $K_{3,3}^{-2}$ , allows for a perfectly resilient forwarding pattern  $\pi^t$ , as well as for all minors of  $K_{3,3}^{-2}$ .*

*Proof:* Denote nodes of the first part as  $v_1, v_2, v_3 = t$  and second part as  $v_4, v_5, v_6$ . If  $v_3 = t$  has zero or one link removed, then the remaining 5-node graph is a proper subgraph of  $K_{2,3}$  and hence is outerplanar, *i.e.*, we obtain perfect resilience with Corollary 5. If  $t$  has two link removed, then there is only one node connected to  $t$ , w.l.o.g.  $v_6$ , and the graph without  $t, v_6$  is a  $K_{2,2}$ , which is outerplanar. We hence obtain perfect resilience by first routing to  $v_6$  with Corollary 5 and then to  $t$ . The proof extends to all minors of  $K_{3,3}^{-2}$  [2, Theorem 4.3]. ■

## VI. RESILIENCE WITH FEW FAILURES

We now study failover routing given a promise that only a small fraction of link are removed. It should be noted that in general we can use any constant-sized graph that does not have a perfectly resilient forwarding pattern, and pad it with extra unhelpful link (and nodes) such that the fraction of link that fail can be made arbitrarily small. Therefore the general case is uninteresting, and we must consider specific graph classes.

We consider routing with source and destination information on complete graphs and complete bipartite graphs. In this setting, there are no perfectly resilient forwarding patterns for  $K_7$  and  $K_{4,4}$  (§IV-A). We use a simulation argument to extend these results to graphs of any size: complete graphs and complete bipartite graphs do not have forwarding patterns even if only  $O(\sqrt{|E|})$  links fail. In the context of routing without source information slightly better constants can be achieved using the constructions of Foerster et al. [2].

**Theorem 14.** *For every forwarding pattern on the complete graph  $K_n$  on  $n \geq 8$  nodes, there is a set of link failures of size at most  $6n - 33$  such that the forwarding pattern fails.*

*Proof:* Assume that the claim does not hold for some  $n$ . Then there must exist a forwarding pattern  $\pi^{s,t}$  that succeeds even if any  $r(n)$  links fail. We simulate  $\pi^{s,t}$  on the complete graph  $K_7$  and reach a contradiction with the impossibility of perfectly resilient routing on  $K_7$  (§IV-A). Given  $K_7$ , construct a virtual  $K_n$  by adding  $n - 7$  virtual nodes and virtual links between all pairs of nodes. We construct a failure pattern for  $K_n$  that contains the real failure pattern on  $K_7$  as a subset, and simulate  $\pi^{s,t}$ . The failure set  $F$  on  $K_n$  is defined as follows.

- 1) Fail all links between the non-destination nodes of  $K_7$  and the virtual nodes ( $6(n - 8)$  links in total).
- 2) Fail all links that can fail in  $K_7$  ( $\leq 15$  links by Corollary 3).

We do not need to fail any additional links incident to the destination. Each node  $v$  in  $K_7$  can use the forwarding function  $\pi_v^{s,t}$  as if it were on  $K_n$ . Since only the destination is connected to the virtual nodes, the packet will never leave the real network  $K_7$ . Since we assumed  $\pi^{s,t}$  forwards correctly on  $K_n$ , it must also forward correctly on this particular failure set. Therefore it forwards correctly on  $K_7$ , a contradiction. In total, the number of links in  $F$  is  $6(n - 8) + 15 = 6n - 33$ . ■

The result is asymptotically the best possible. For example Foerster et al. showed that forwarding with source and destination is always possible if the distance between  $s$  and  $t$  in  $G \setminus F$  is at most 2 [2, Theorem 6.1]. This holds on the complete graph when  $|F| \leq n - 2$ .

We can give a similar construction for complete bipartite graphs. The proof is a simulation argument based on the impossibility of the  $K_{4,4}$  (§IV-A):

**Theorem 15.** *For every forwarding pattern on the complete bipartite graph  $K_{a,b}$ , where  $a \geq b \geq 4$ , there is a set of link failures of size  $3a + 4b - 21$  s.t. the forwarding pattern fails.*

*Proof:* Consider an instance of  $K_{4,4}$  such that the node that has the packet initially is on the same side as the destination. Create the virtual graph  $K_{a,b}$  by adding  $a + b - 8$  nodes and the corresponding links. If  $a > b$ , we let the larger part be on the opposite side of the source and the destination.

The failure set  $F$  is the union of the following sets.

- 1) The real failure set of  $K_{4,4}$  (in total 11 links by Cor. 4).
- 2) All links from the non-destination nodes of  $K_{4,4}$  to the virtual nodes (in total  $3(a - 4) + 4(b - 4)$  links).

Again we can simulate the forwarding pattern  $\pi^{s,t}$  for  $K_{a,b}$  in  $K_{4,4}$  since the packet will never enter the virtual part of the

graph. Assuming the packet is forwarded correctly on  $K_{a,b}$ , it is forwarded to the destination on the subgraph that corresponds to  $K_{4,4}$ , a contradiction (§IV-A). The total size of the failure set  $F$  is at most  $3a + 4b - 21$ . ■

Chiesa et al. [48, §B.2, B.3] showed how to survive  $k-1$  link failures in  $k$ -connected complete and complete bipartite graphs. This implies that our result is asymptotically best possible on balanced complete bipartite graphs.

We further briefly investigate the transfer of resilience under few failures to subgraphs and minors. More precisely, if a graph  $G$  allows for a  $k$ -resilient forwarding pattern, do the subgraphs (respectively, minors) of  $G$  then also allow for a  $k$ -resilient forwarding pattern? This property does not hold in general. We know that, e.g., the  $K_{100}$  is 99-connected and thus 98-resilient [48, §B.2]. On the other hand, we know that  $K_7$  is not perfectly resilient (§IV-A), and  $K_7$  is a subgraph of the  $K_{100}$ . However,  $|E(K_7)| < 98$ , and hence 98-resilience is equivalent to perfect resilience on  $K_7$ , i.e., the 98-resilience of  $K_{100}$  does not carry over to its subgraphs. An analogous statement can be made, e.g., with  $K_{100,100}$ , applying [48, §B.3] and impossibility of perfect resilience on  $K_{4,4}$  (§IV-A). As subgraphs are also minors, we hence answer the question in the negative for both complete and complete bipartite graphs.

## VII. FROM ROUTING TO TOURING: PERFECT RESILIENCE WITHOUT SOURCE AND DESTINATION

While we have so far focused on the standard routing problem, namely delivering a packet from the source to the destination, in this section, we extend our investigations to a fundamental touring problem: Can local rerouting rules be defined which ensure that a packet will visit *all* nodes in a graph, even under failures? At first this problem seems quite different to normal routing, but touring and routing are deeply connected on complete graphs: in order to reach the destination  $t$ , we need to tour all of its neighbors, as an adversary could disconnect  $t$  from all neighbors except one.

Our results match the above intuition: as we will show in this section, the borders of (im)possibility move by exactly one node between touring and destination-based routing on complete graphs. What's more, we will provide a complete classification of touring under perfect resilience in Corollary 6.

Beyond the above theoretical motivation, touring can also help in a practical context, by saving expensive routing table space: we deploy the same routing rules, no matter which source or destination a packet has. First, for destination-based routing, the packet will eventually reach the destination, and can then be removed from the network. Second, if we also have the source, we can use touring to implement a broadcast or flooding protocol. Once the source gets the packet again, it checks if the next output is the same output as for  $\perp$ : if yes, the packet has toured the whole network (assuming resilience), and if not, it is still underway in its tour.

### A. Complete Touring Characterization in Perfect Resilience

We will now present a complete characterization of touring. Let us first introduce some terminology. We will denote a

forwarding pattern  $\pi^\forall$  as *k-resilient* if for all  $G$  and all  $F$  where  $|F| \leq k$  the forwarding pattern  $\pi^\forall$  routes the packet from all  $v \in V$  to all nodes  $v'$  in the connected component of  $v$  in  $G \setminus F$  and then back to  $v$ . We call a forwarding pattern  $\pi^\forall$  *perfectly resilient* if it is  $\infty$ -resilient: all nodes are visited in the tour through the connected component. Let  $A_p(G, \forall)$  be the set of such perfectly resilient touring patterns (algorithms).

We can now state our main technical result of this section, yielding a complete classification in Corollary 6.

**Theorem 16.** *If  $G$  is not outerplanar, then it does not support a perfectly resilient touring pattern  $\pi^\forall$ .*

It follows from the arguments of Foerster et al. [2, §6.2] that every outerplanar graph can be toured, by providing a planar embedding and routing according to the right-hand rule, starting on the outer face. In combination with Theorem 16 we hence obtain a complete classification of the possibility of touring all nodes:

**Corollary 6.** *A graph  $G$  allows for a perfectly resilient touring pattern if and only if  $G$  is outerplanar.*

It remains to prove Theorem 16. To this end, we first state the auxiliary Lemma 1 which we use to show that  $K_4$  and  $K_{2,3}$  do not allow for a perfectly resilient forwarding pattern, its correctness follows analogously as for [2, Lemma 3.1]:

**Lemma 1.** *Let  $G = (V, E)$  with  $|E| > 0$  and let  $A \in A_p(G, \forall)$ , i.e.,  $A$  is a perfectly resilient touring pattern. For all  $F$  holds: every node routes under  $A$  according to a cyclic permutation of all its neighbors, no matter the failure set  $F$ .*

As  $K_4$  and  $K_{2,3}$  are the forbidden minors of outerplanar graphs, we can then show that no non-outerplanar graph can be toured under perfect resilience. We next study the forbidden minors of outerplanar graphs, as first described by Chartrand and Harary [49, Thm. 1], which we restate as Lemma 2:

**Lemma 2.** *A graph  $G$  is outerplanar if and only if it contains no  $K_4$  or  $K_{2,3}$  as a minor.*

The arguments for the next lemmas follow analogously as for Theorems 10 and 11, leveraging the fact that in order to reach the destination therein, all other nodes need to be visited.

**Lemma 3.** *The complete graph  $K_4$  with four nodes does not support a perfectly resilient touring pattern  $\pi^\forall$ .*

**Lemma 4.** *The complete bipartite graph  $K_{2,3}$  with five nodes, two in one part and three in the other, does not support a perfectly resilient touring pattern  $\pi^\forall$ .*

Foerster et al. [2, §4] showed that perfect resilience for the destination-based model on a graph  $G$  is also valid for minors  $G'$  of  $G$ . Their technique relies on taking a perfectly resilient forwarding pattern and showing that for the two fundamental operations in the minor relationship, namely 1) contracting two neighboring nodes and 2) subsetting (taking a subgraph), that the pattern can be naturally adapted to stay perfectly resilient on the obtained minor. Note that a forwarding pattern

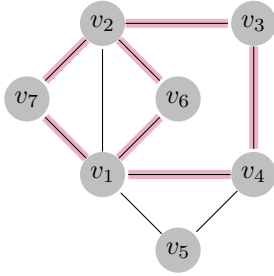


Fig. 6. Detailed view of the Netrail topology. This topology is not outerplanar: merging nodes  $v_3$  and  $v_4$  allows to realize the forbidden  $K_{2,3}$  minor between  $v_1, v_2$  and  $v_6, v_7, v_{34}$  and the corresponding red edges. Hence, Touring is marked as impossible. However, for the destination- and source-destination-based settings, the topology is marked as sometimes: e.g., when considering  $v_6$  as the destination, the remaining graph is outerplanar. Hence the neighbors of the destination can be toured.

can also be understood as a port mapping, where packets are forwarded from an inport to an outport, independent of source or destination, and hence the following holds:

**Corollary 7.** *Given two graphs  $G$  and  $G'$  such that  $G'$  is a minor of  $G$ , it holds that  $A_p(G, \forall) \neq \emptyset$  implies that  $A_p(G', \forall) \neq \emptyset$ : if  $G$  permits a perfectly resilient touring pattern, so do its minors.*

Combining Lemma 2, Lemma 3, Lemma 4, and Corollary 7, we obtain the desired proof of Theorem 16:

*Proof of Theorem 16.:* Lemma 2 states that outerplanar graphs are characterized by not having a  $K_4$  or  $K_{2,3}$  as a minor. Moreover,  $K_4$  and  $K_{2,3}$  do not allow perfectly resilient touring schemes according to Lemmas 3 and 4. As perfect touring resiliency transfers to graph minors, due to Corollary 7, the theorem statement holds. ■

a) *k-Resilient Touring:* As touring is limited to outerplanar graphs, only very small complete ( $K_{\leq 3}$ ) and complete bipartite graphs ( $K_{2,2}$  and  $K_{1,n}$ ) can be toured perfectly. We thus also investigate touring under  $k$ -resilience:

**Theorem 17.** *Let  $k \in \mathbb{N}$  and let  $G = (V, E)$  be a  $2k$ -connected complete or complete bipartite graph. There is a forwarding pattern  $\pi^\forall$  s.t.  $G$  can be toured under every  $F$  with  $|F| \leq k-1$ .*

*Proof:* A  $2k$ -connected complete or complete bipartite graph contains  $k$  link-disjoint Hamiltonian cycles, following the results of Walecki [50] and Laskar and Auerbach [51]. We generate routing rules as follows, inspired by Chiesa et al. [48, §B.6]: we enumerate the  $k$  Hamiltonian cycles as  $H_1, \dots, H_k$ . Starting with  $H_1$ , the forwarding pattern routes along  $H_i$  until a failure is encountered in the next link of  $H_i$  at some node  $v$ , upon which we switch to the next  $H_j$ , where  $j > i$  is chosen to be minimum at  $v$  (the current Hamiltonian cycle can be identified based in the incoming port). Hence, after  $k-1$  failures, at least one Hamiltonian cycle will be without failures (there are  $k$  such cycles), and upon entering this Hamiltonian cycle in our routing, we continuously tour all nodes. ■



Fig. 7. Perfect resilience classification of Internet Topology Zoo [52] instances.

## VIII. TOPOLOGY ZOO CASE STUDY

In order to better understand the possibility of perfect resilience on real-world networks, we performed a case study on 260 networks from the Internet Topology Zoo [52]. This data set collects information provided by network operators. The networks in this data set have between 3 and 754 nodes and between 4 and 895 links. We used SageMath 9.3<sup>4</sup> to compute if a network is outerplanar or (non-)planar, respectively `minorminer` 0.2.6<sup>5</sup> to compute if it contains a forbidden minor for the respective routing model:  $K_5^{-1}$  or  $K_{3,3}^{-1}$  for destination-based routing and  $K_7^{-1}$  or  $K_{4,4}^{-1}$  for source-destination based routing. The code for this analysis has been opensourced.<sup>6</sup> In case a forbidden minor was found, or if the graph was not outerplanar for touring, we marked the graph as *impossible* w.r.t. perfect resilience—on the other hand, if the network was outerplanar, we marked it as *possible*. From the remaining graphs, if there exists a forwarding pattern for a subset of destinations<sup>7</sup>, we marked them as *sometimes*<sup>8</sup>, with the remaining networks marked as *unknown*.

The results are shown in Fig. 7. Even though `minorminer` relies on a heuristic to solve the computationally hard minor search problem, most instances can be classified quickly.

In general, we see that roughly one third of all topologies allow for perfect resilience. Regarding impossibility, the remaining networks cannot be toured under perfect resilience, whereas for the other two routing models 42.5% and 2.7% are impossible, with 1.1% and 31.8% being unknown, and 23.4% and 32.6% allow forwarding patterns for some destinations, for routing algorithms matching on destination and source-destination, respectively. For the topologies marked as sometimes, on average 21.3% of the destinations are reaching perfect resilience.

Fig. 8 presents a detailed perspective on those results: sparse, tree-like topologies all support perfect resilience. As density  $|E|/|V|$  increases, perfect resilience becomes only

<sup>4</sup> <https://www.sagemath.org/> <sup>5</sup> <https://github.com/dwavesystems/minorminer>

<sup>6</sup> <https://github.com/yvonneanne/dsn22> <sup>7</sup> I.e. if the graph is outerplanar after removing the destination, because then we can tour all neighbors of the destination. <sup>8</sup> We give an example in Fig. 6.

Model	Subgraph	Minor	Possible	Impossible
r-Tolerance: $r > 1$ [§II]	Yes [§III-B]	No [§III-C]	$K_{2r+1} / K_{2r-1, 2r-1}$ [§III-C]	$K_{5r+3}$ [§III-B]
Bounded # link failures $f$ [§VI]	No [§VI]	No [§VI]	$K_n : f < n - 1$ [48, §B.2]	$K_n, n > 8 : f \geq 6n - 33$ [§VI]
			$K_{a,b} : f < \min\{a, b\} - 1$ [48, §B.3]	$K_{a,b}, a, b \geq 4 : f \geq a + 4b - 21$ [§VI]

TABLE I  
LANDSCAPE OF FEASIBILITY OF LOCAL FAST REROUTING IN DIFFERENT FAILURE MODELS.

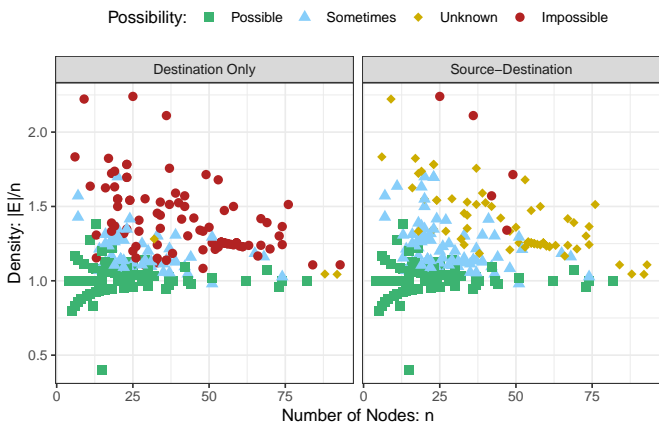


Fig. 8. Detailed view of Internet Topology Zoo [52] instances. Each topology is located by its size ( $n$ , x-axis) and its density ( $|E|/n$ , y-axis). For readability, large  $n > 100$  and dense  $|E|/n > 3$  outlier topologies are omitted (in total 12 out of 260 topologies are omitted).

possible for some nodes (*sometimes*). The densest topologies generally do not support perfect resilience. For routing with source and destination the lowest density with guaranteed impossibility is considerably higher than for destination only routing. Interestingly, the impact of density has exceptions, for instance with sparse topologies classified as *impossible* and dense topologies classified as *sometimes*, confirming the importance of the local structure within each topology on enabling perfect resilience.

Moreover, 55.8% of all topologies are planar but not outerplanar. In this context the seemingly small jump in impossibility classification for destination-based routing, from  $K_5$  or  $K_{3,3}$  [2] to  $K_5^{-1}$  or  $K_{3,3}^{-1}$  in this work, hence allows us to classify 31.3% of the Topology Zoo instances as planar and impossible—previous work cannot show the impossibility of perfect resilience for them.

This implies that our classification measures really lie at the frontiers of (im-)possibility for the Topology Zoo data set and our new results let us classify a lot more real-world topologies.

Our analysis and code can also be used by future research to check for what further networks it would be fruitful to look for a perfectly resilient routing scheme, respectively if it is better to invest time in heuristics that work in many but not all cases. If so far a destination-based routing algorithm has been used the analysis can reveal if a source-destination-based routing scheme can improve the resilience of the routing scheme. Furthermore, if network usage data is available, the most important source-destination pairs can be analysed in more detail efficiently even for very large topologies.

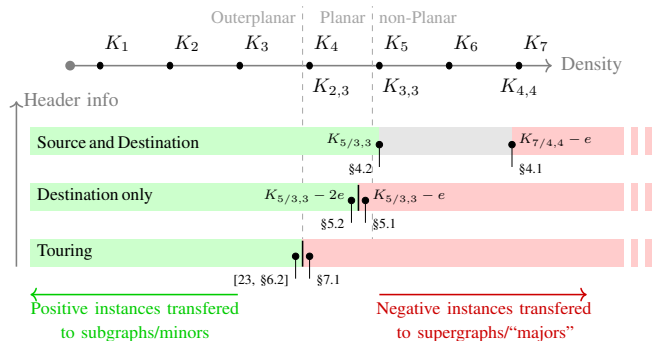


Fig. 9. Feasibility landscape of local fast rerouting in different routing models.

## IX. CONCLUSION

Motivated by increasingly stringent dependability requirements, e.g., of merging 6G communication networks, we revisited the algorithmic problem of realizing highly resilient fast rerouting in the data plane. On the negative side, we proved that providing resilience locally can be impossible, even in scenarios where the network remains highly connected after link failures. On the positive side, we presented improved characterizations of resilience in various different models, and devised novel algorithms accordingly. We summarize our classification results in Table I and Figure 9.

While our work presents a fairly complete landscape of the achievable perfect resilience, there remain several interesting directions for future research. In particular, it would be interesting to chart a similar landscape for the practically relevant scenarios in which links failures are random, or where the routing rules themselves can be subject to randomization. It would further be interesting to account for additional aspects which influence dependability in practice, and e.g., optimize the “hazard value” [53], [54] of the network more generally.

**Acknowledgments.** We would like to thank our shepherd Elias P. Duarte Jr. as well as the anonymous reviewers for their feedback and suggestions. This work was (in part) supported by the Federal Ministry of Education and Research (BMBF, Germany) as part of the 6G Research and Innovation Cluster 6G-RIC under Grant 16KISK020K, as well as by the Vienna Science and Technology Fund (WWTF), project ICT19-045 (WHATIF), 2020-2024.

**Reproducibility.** Our source code will be made available at <https://github.com/yvonneanne/dsn22>.

**Bibliographical Information.** An extended abstract of this technical report appears at DSN’22 [55].

## REFERENCES

- [1] J. Feigenbaum, B. Godfrey, A. Panda, M. Schapira, S. Shenker, and A. Singla, "Brief announcement: on the resilience of routing tables," in *PODC*. ACM, 2012, pp. 237–238.
- [2] K.-T. Foerster, J. Hirvonen, Y.-A. Pignolet, S. Schmid, and G. Trédan, "On the feasibility of perfect resilience with local fast failover," in *APOCS*. SIAM, 2021, pp. 55–69.
- [3] M. Chiesa, G. Kindler, and M. Schapira, "Traffic engineering with equal-cost-multipath: An algorithmic perspective," *IEEE/ACM Transactions on Networking*, vol. 25, no. 2, pp. 779–792, 2016.
- [4] M. Chiesa, A. Kamisinski, J. Rak, G. Rétvári, and S. Schmid, "A survey of fast-recovery mechanisms in packet-switched networks," *IEEE Commun. Surv. Tutorials*, vol. 23, no. 2, pp. 1253–1301, 2021.
- [5] K.-T. Foerster, Y. A. Pignolet, S. Schmid, and G. Trédan, "Local fast failover routing with low stretch," *Computer Communication Review*, vol. 48, no. 1, pp. 35–41, 2018.
- [6] —, "CASA: congestion and stretch aware static fast rerouting," in *INFOCOM*. IEEE, 2019, pp. 469–477.
- [7] O. Schweiger, K. Foerster, and S. Schmid, "Improving the resilience of fast failover routing: TREE (tree routing to extend edge disjoint paths)," in *ANCS*. ACM, 2021, pp. 1–7.
- [8] J. Schroeder and E. P. Duarte, "Fault-tolerant dynamic routing based on maximum flow evaluation," in *LADC*. Springer, 2007, pp. 7–24.
- [9] E. P. Duarte, R. Santini, and J. Cohen, "Delivering packets during the routing convergence latency interval through highly connected detours," in *DSN*. IEEE, 2004, pp. 495–504.
- [10] J. Cohen, E. P. Duarte, and J. Schroeder, "Connectivity criteria for ranking network nodes," in *CompleNet*, ser. Communications in Computer and Information Science, vol. 116. Springer, 2010, pp. 35–45.
- [11] A. Shukla and K. Foerster, "Shortcutting fast failover routes in the data plane," in *ANCS*. ACM, 2021, pp. 15–22.
- [12] E. Gafni and D. Bertsekas, "Distributed algorithms for generating loop-free routes in networks with frequently changing topology," *Trans. Commun.*, vol. 29, no. 1, pp. 11–18, 1981.
- [13] M. S. Corson and A. Ephremides, "A distributed routing algorithm for mobile wireless networks," *Wireless netw.*, vol. 1, no. 1, pp. 61–81, 1995.
- [14] C. Busch, S. Surapaneni, and S. Tirthapura, "Analysis of link reversal routing algorithms for mobile ad hoc networks," in *SPAA*. ACM, 2003, pp. 210–219.
- [15] T. Elhourani, A. Gopalan, and S. Ramasubramanian, "IP fast rerouting for multi-link failures," in *INFOCOM*. IEEE, 2014, pp. 2148–2156.
- [16] M. Canini, P. Kuznetsov, D. Levin, and S. Schmid, "A distributed and robust SDN control plane for transactional network updates," in *INFOCOM*. IEEE, 2015, pp. 190–198.
- [17] P. G. Jensen, D. Kristiansen, S. Schmid, M. K. Schou, B. C. Schrenk, and J. Srba, "Aalwines: a fast and quantitative what-if analysis tool for MPLS networks," in *CoNEXT*. ACM, 2020, pp. 474–481.
- [18] M. Borokhovich, L. Schiff, and S. Schmid, "Provable data plane connectivity with local fast failover: introducing openflow graph algorithms," in *HotSDN*. ACM, 2014, pp. 121–126.
- [19] O. Reingold, "Undirected connectivity in log-space," *J. ACM*, vol. 55, no. 4, pp. 17:1–17:24, 2008.
- [20] K.-T. Foerster and R. Wattenhofer, "Lower and upper competitive bounds for online directed graph exploration," *Theor. Comput. Sci.*, vol. 655, pp. 15–29, 2016.
- [21] N. Megow, K. Mehlhorn, and P. Schweitzer, "Online graph exploration: New results on old and new algorithms," *Theor. Comput. Sci.*, vol. 463, pp. 62–72, 2012.
- [22] E. Bampas, L. Gasieniec, N. Hanusse, D. Ilcinkas, R. Klasing, and A. Kosowski, "Euler tour lock-in problem in the rotor-router model," in *DISC*. Springer, 2009, pp. 423–435.
- [23] D. Dereniowski, A. Kosowski, D. Pajak, and P. Uznanski, "Bounds on the cover time of parallel rotor walks," *J. Comput. Syst. Sci.*, vol. 82, no. 5, pp. 802–816, 2016.
- [24] P. Berenbrink, R. Klasing, A. Kosowski, F. Mallmann-Trenn, and P. Uznanski, "Improved analysis of deterministic load-balancing schemes," *ACM Trans. Algorithms*, vol. 15, no. 1, pp. 10:1–10:22, 2019.
- [25] B. Karp and H. T. Kung, "GPSR: greedy perimeter stateless routing for wireless networks," in *MobiCom*. ACM, 2000, pp. 243–254.
- [26] F. Kuhn, R. Wattenhofer, and A. Zollinger, "An algorithmic approach to geographic routing in ad hoc and sensor networks," *IEEE/ACM Trans. Netw.*, vol. 16, no. 1, pp. 51–62, 2008.
- [27] —, "Worst-case optimal and average-case efficient geometric ad-hoc routing," in *MobiHoc*. ACM, 2003, pp. 267–278.
- [28] R. Wattenhofer and A. Zollinger, "XTC: A practical topology control algorithm for ad-hoc networks," in *IPDPS*. IEEE, 2004, pp. 216:1–216:8.
- [29] A. Zollinger, "Geographic routing," in *Algorithms for Sensor and Ad Hoc Networks*. Springer, 2007, pp. 161–185.
- [30] M. Behrend, "How to solve a maze," *Caerdroia Journal*, vol. 36, pp. 10–17, 2006.
- [31] S. Schmid and J. Suomela, "Exploiting locality in distributed SDN control," in *HotSDN*. ACM, 2013, pp. 121–126.
- [32] K.-T. Foerster, J. Hirvonen, S. Schmid, and J. Suomela, "On the power of preprocessing in decentralized network optimization," in *INFOCOM*. IEEE, 2019, pp. 1450–1458.
- [33] K.-T. Foerster, J. H. Korhonen, A. Paz, J. Rybicki, and S. Schmid, "Input-dynamic distributed algorithms for communication networks," *Proc. ACM Meas. Anal. Comput. Syst.*, vol. 5, no. 1, pp. 06:1–06:33, 2021.
- [34] J. Feigenbaum, B. Godfrey, A. Panda, M. Schapira, S. Shenker, and A. Singla, "On the resilience of routing tables (v2)," *arXiv:1207.3732 [cs.DC]*, 2012.
- [35] M. Borokhovich and S. Schmid, "How (not) to shoot in your foot with SDN local fast failover - A load-connectivity tradeoff," in *OPDIS*. Springer, 2013, pp. 68–82.
- [36] B. Yang, J. Liu, S. Shenker, J. Li, and K. Zheng, "Keep forwarding: Towards k-link failure resilient routing," in *INFOCOM*. IEEE, 2014, pp. 1617–1625.
- [37] B. E. Stephens, A. L. Cox, and S. Rixner, "Scalable multi-failure fast failover via forwarding table compression," in *SOSR*. ACM, 2016, p. 9.
- [38] J. Bogle, N. Bhatia, M. Ghobadi, I. Menache, N. Björner, A. Valadarsky, and M. Schapira, "TEAVAR: striking the right utilization-availability balance in WAN traffic engineering," in *SIGCOMM*. ACM, 2019, pp. 29–43.
- [39] T. Meng, N. R. Schiff, P. B. Godfrey, and M. Schapira, "PCC proteus: Scavenger transport and beyond," in *SIGCOMM*. ACM, 2020, pp. 615–631.
- [40] M. Chiesa, A. V. Gurtov, A. Madry, S. Mitrovic, I. Nikolaevskiy, M. Schapira, and S. Shenker, "On the resiliency of randomized routing against multiple edge failures," in *ICALP*. Schloss Dagstuhl - Leibniz-Zentrum für Informatik, 2016, pp. 134:1–134:15.
- [41] M. Chiesa, I. Nikolaevskiy, S. Mitrovic, A. Panda, A. V. Gurtov, A. Madry, M. Schapira, and S. Shenker, "The quest for resilient (static) forwarding tables," in *INFOCOM*. IEEE, 2016, pp. 1–9.
- [42] M. Chiesa, I. Nikolaevskiy, S. Mitrovic, A. V. Gurtov, A. Madry, M. Schapira, and S. Shenker, "On the resiliency of static forwarding tables," *IEEE/ACM Trans. Netw.*, vol. 25, no. 2, pp. 1133–1146, 2017.
- [43] J. Edmonds, "Edge-disjoint branchings," *Combinatorial algorithms*, vol. 9, no. 91-96, p. 2, 1973.
- [44] K.-T. Foerster, A. Kamisinski, Y. A. Pignolet, S. Schmid, and G. Trédan, "Bonsai: Efficient fast failover routing using small arborescences," in *DSN*. IEEE, 2019, pp. 276–288.
- [45] —, "Improved fast rerouting using postprocessing," in *SRDS*. IEEE, 2019, pp. 173–182.
- [46] K.-T. Foerster, A. Kamisinski, Y.-A. Pignolet, S. Schmid, and G. Trédan, "Grafting arborescences for extra resilience of fast rerouting schemes," in *INFOCOM*. IEEE, 2021, pp. 1–10.
- [47] K. Wagner, "Ueber eine eigenschaft der ebenen komplexe," *Mathematische Annalen*, vol. 114, pp. 570–590, 1937.
- [48] M. Chiesa, A. Gurtov, A. Madry, S. Mitrovic, I. Nikolaevskiy, A. Panda, M. Schapira, and S. Shenker, "Exploring the limits of static failover routing (v4)," *arXiv:1409.0034 [cs.NI]*, 2016.
- [49] G. Chartrand and F. Harary, "Planar permutation graphs," *Annales de l'I.H.P. Probabilités et statistiques*, vol. 3, no. 4, pp. 433–438, 1967.
- [50] B. Alspach, "The wonderful walecki construction," *Bull. Inst. Combin. Appl.*, vol. 52, pp. 7–20, 2008.
- [51] R. Laskar and B. Auerbach, "On decomposition of r-partite graphs into edge-disjoint hamilton circuits," *Discrete Mathematics*, vol. 14, no. 3, pp. 265–268, 1976.
- [52] S. Knight, H. X. Nguyen, N. Falkner, R. Bowden, and M. Roughan, "The internet topology zoo," *IEEE Journal on Selected Areas in Communications*, vol. 29, no. 9, pp. 1765–1775, 2011.
- [53] P. Cuijpers, S. Schmid, N. Schnepf, and J. Srba, "The hazard value: A quantitative network connectivity measure accounting for failures," in *DSN*. IEEE, 2022.
- [54] S. Schmid, N. Schnepf, and J. Srba, "Resilient capacity-aware routing," in *TACAS (I)*. Springer, 2021, pp. 411–429.
- [55] K.-T. Foerster, J. Hirvonen, Y.-A. Pignolet, S. Schmid, and G. Tredan, "On the price of locality in static fast rerouting," in *DSN*. IEEE, 2022.

## X. DETAILED PROOFS FOR SECTION IV

For our proofs, we will apply a corollary from [2], which we repeat here for the reader's convenience, along with some necessary definitions and notation.

**Definition 2** (Definition 3.1 [2]). *For any node  $i \in G$ ,  $i \neq t$ , and a failure set  $F$ , define  $F_i$  as the failures in  $F$  incident to  $i$ , i.e.,  $F_i$  is the only failure set the node  $i$  is aware of. Moreover, let  $G'$  be the original graph  $G$  without the links in  $F_i$ , i.e.,  $G' = G \setminus F_i$ . A neighboring node  $j \in V_{G'}(i)$  is relevant for routing from  $t$  under the failure set  $F$  iff there is a path from  $i$  to  $t$  in  $G' \setminus V'$ , where  $V' = V_{G'}(i) \setminus \{j\}$  is the set of all other nodes still connected to  $i$ . In other words,  $j$  is a potential relay to reach  $t$  from  $i$ 's perspective, if, in addition to  $F$ , all links incident to other neighbors of  $i$  have failed.*

When talking about the repeated use of a forwarding function of the node  $v$  under a specific failure set  $F$ , we will also use the notation style  $\pi_v(\cdot, F)$ , where for  $a \in \mathbb{N}_{\geq 1}$ ,  $(\pi_v^{s,t}(\cdot, F))^a(u)$  is recursively defined as

$$\begin{aligned} & (\pi_v^{s,t}(\cdot, F))^{(a-1)}(\pi_v^{s,t}(u, F)) = \\ & (\pi_v^{s,t}(\cdot, F))^{(a-2)}\left(\left(\pi_v^{s,t}(\cdot, F)\right)^2(u)\right) \text{ etc.} \end{aligned}$$

**Definition 3** (Adapted from Definition 3.2 in [2]). *Let  $\pi_v^{s,t}(\cdot, F)$  be the forwarding pattern of a node  $v$  for some set of failed links  $F$ . We say a set of neighbors  $V' \subseteq V(v)$  is in the same orbit w.r.t.  $\pi_v^{s,t}(\cdot, F)$ , if for all pairs  $v_1, v_2 \in V'$  it holds: there is some  $k \in \mathbb{N}$  s.t.  $(\pi_v^{s,t}(\cdot, F))^k(v_1) = v_2$ .*

**Corollary 8.** [Lemma 3.1 in [2]] *Let  $G = (V, E)$ ,  $A \in A_p(G, s, t)$ , where  $s \neq i$  is connected to  $k \geq 2$  relevant neighbors  $v_1, \dots, v_k \in V$  of  $i \in V$ . For all  $F$  where  $|F \cap \{(v_1, i), \dots, (v_k, i)\}| \leq k - 2$  it holds that all relevant neighbors of  $i$  under  $F$  must be part of the same orbit in  $A$ 's forwarding function  $\pi_i^{s,t}(\cdot, F)$ .*

## A. Proof of Theorem 6

**Lemma 5.** *The complete graph with seven nodes does not allow for perfect resilience, i.e.,  $A_p(K_7, s, t) = \emptyset$ .*

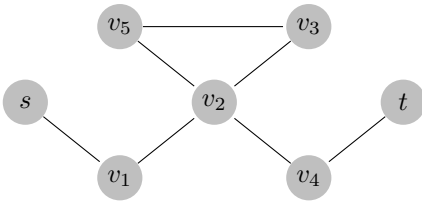


Fig. 10.  $K_7$  impossibility: the nodes  $v_2, v_3, v_5$  route in a cyclic permutation, due to local indistinguishability of non-local failures.

The main idea of the proof is shown in Fig. 10, where we illustrate the situation after failures.

*Proof:* Let  $V(K_7) = \{v_0, v_1, v_2, v_3, v_4, v_5, v_6\}$ , where we assume w.l.o.g.  $v_0$  to be the source  $s$  and  $v_6$  to be the destination

$t$ . To prove the lemma, we construct sets of link failures in which we leave destination  $t = v_6$  connected to only one of the non-destination nodes, and "fine-tune" the set of link failures so that a packet emitted by  $s$  will cross  $v_1$  and not visit all of  $v_1$ 's 5 neighbors. By contradiction, let  $A \in A_p(K_7, s, t)$ . For  $F_0 = \{(v_0, v_2), (v_0, v_3), (v_0, v_4), (v_0, v_6)\}$ , the starting node  $v_0$  is connected only to  $v_1$  and  $v_5$  and w.l.o.g. we assume it sends the packet to  $v_1$  first. Let  $\pi_{v_1}^{s,t}(\cdot, F_1)$  be the port mapping produced by  $A$  at node  $v_1$  given  $F_1 = \{(v_1, v_3), (v_1, v_4), (v_1, v_5), (v_1, v_6)\}$ , then  $\pi_{v_1}^{s,t}(v_0, F_1) = v_2$  as the only surviving path could be  $s = v_0 - v_1 - v_2 - v_6 = t$ .

Since  $A$  is perfectly resilient, we know by Corollary 8 that  $\pi_{v_2}^{s,t}(\cdot, F_1)$  is a cyclic permutation over its relevant neighbors, as long as  $v_2$  has at least two relevant neighbors, with  $v_2$  not being connected to  $s, t$ . Hence, under  $F_2 = \{(v_0, v_2), (v_6, v_2)\}$ , the perfect resilient routing forms a cyclic permutation at  $v_2$  and we can directly identify the predecessor of  $v_1$  of  $\pi_{v_2}^{s,t}(\cdot, F_2)$ . It cannot be  $v_1$  as then we would not have a cyclic permutation and therefore we define the predecessor to be  $v_5$ :  $\pi_{v_2}^{s,t}(v_5, F_2) = v_1$  and the successor to be  $v_5$ :  $\pi_{v_2}^{s,t}(v_1, F_2) = v_3$  w.l.o.g. Construct further sets of link failures as follows,  $F_3 = \{(v_3, v_0), (v_3, v_1), (v_3, v_4), (v_3, v_6)\}$ ,  $F_4 = \{(v_4, v_0), (v_4, v_1), (v_4, v_3), (v_4, v_5)\}$ , and lastly  $F_5 = \{(v_5, v_0), (v_5, v_1), (v_5, v_4), (v_5, v_6)\}$ .

Let  $F = F_0 \cup F_1 \cup F_2 \cup F_3 \cup F_4 \cup F_5$ , as shown in Fig. 10. Note that from the perspective of  $v_i$  for  $i = 0, 1, 2, 3, 4, 5$ , only the local failures are visible, and hence  $F_i$  and  $F$  are locally indistinguishable. Node  $v_3$  has two relevant neighbors and both of them are connected to the source in  $G$ . The same holds for  $v_5$ , thus the conditions for Corollary 8 are satisfied and hence packets received on one port are forwarded on the other port under  $F$ . Let us follow the network traversal of a packet emitted by  $v_0$ . When reaching  $v_1$  it is passed to  $v_2$ , where it must be forwarded to  $v_3$  due to Corollary 8.  $v_3$  sends the packet to  $v_5$ , then  $v_5$  to  $v_2$ , and then  $v_2$  to  $v_1$  due to the same argument, where we assumed the latter due to  $\pi_{v_2}^{s,t}(v_1, F_2) = v_3$  and  $\pi_{v_2}^{s,t}(v_5, F_2) = v_1$  w.l.o.g. Upon arriving at  $v_1$ , the packet will eventually be sent back to  $v_2$ , either directly or via  $v_1 - s - v_1 - v_2$ , hence  $A$  causes a permanent loop.  $F$  leaves the path  $s = v_0 - v_1 - v_2 - v_4 - v_6 = t$  intact, and yet  $A$  loops, leading to the desired contradiction. ■

The proof arguments also hold for the graph consisting of  $K_6$  and a node connected to all other nodes but one, resulting in Theorem 6.

## B. Proof of Corollary 3

*Proof:* The biggest failure set removed directly in the proof of Lemma 5 had 14 links, leaving only the 7 links alive shown in Fig. 10. However, we also called upon Corollary 8, which has no restrictions on the number of links removed. The proof of Corollary 8 relies on the fact that the node  $i$ , with  $k \geq 2$  relevant neighbors, all initially connected to the source, cannot tell which of these  $k$  neighbors relayed the message from the source to it and which one is responsible for forwarding to the destination. Hence, the assumption is that the remaining graph could just consist of the  $k$  links to  $i$ 's  $k$  neighbors, and

one link from the source and one from the destination, leaving just  $k + 2$  links alive. For small  $k$ , we can improve this bound by observing that the remaining nodes might be a disconnected component respectively where  $t$  is an articulation point, but can retain the links within each other. As thus, we require at least  $k + 2$  links to be alive, but the nodes not neighboring  $i$  can retain all their links, except those to  $s$  or neighbors of  $i$ . Still, in the above proof, we applied Corollary 8 to node  $v_2$  while node  $v_2$  has  $k = 4$ , and hereby we need to consider a failure size that leaves only 6 links alive, *i.e.*, of 15. ■

### C. Proof of Theorem 7 and Corollary 4

**Lemma 6.** *The complete bipartite graph with eight nodes, four in each part, does not allow for perfect resiliency, i.e., it holds that  $A_p(K_{4,4}, s, t) = \emptyset$ .*

*Proof:* Let  $V_1 = \{a, b, c = t, d\}$ ,  $V_2 = \{v_0, v_1, v_2, v_3\}$  and  $E = V_1 \times V_2$ , where we assume w.l.o.g. that we start on  $v_0 = s$ .

By contradiction, let  $A \in A_p(K_{4,4}, s, t)$ . We will now first show, as well by contradiction, that if  $(v_0, a)$  fails but the other links incident to  $a$  do not fail,  $a$ 's forwarding pattern must be a cyclic permutation on its neighbors  $v_1, v_2, v_3$ .

To this end, consider the failure sets

- $F_{12} = \{(v_0, a), (v_0, c), (v_1, c), (v_2, b), (v_3, b), (v_3, c), (v_0, d), (v_1, d), (v_2, d), (v_3, d)\}$ ,

where the only  $st$ -path is  $s = v_0 - b - v_1 - a - v_2 - c = t$ , and

- $F_{13} = \{(v_0, a), (v_0, c), (v_1, c), (v_2, b), (v_3, b), (v_2, c), (v_0, d), (v_1, d), (v_2, d), (v_3, d)\}$ ,

where the only  $st$ -path is  $s = v_0 - b - v_1 - a - v_3 - c = t$ . Hence,  $\pi_a^{s,t}(v_1, \{(v_0, a)\})$  cannot be  $v_1$  or  $\perp$ , but must be  $v_2$  or  $v_3$ . If  $\pi_a^{s,t}(v_1, \{(v_0, a)\}) = v_2$ , then we choose the failure set  $F_{13}$ , which implies  $\pi_a^{s,t}(v_2, \{(v_0, a)\}) = v_3$ . Analogously, if  $\pi_a^{s,t}(v_1, \{(v_0, a)\}) = v_3$ , then we choose the failure set  $F_{12}$ , *i.e.*,  $\pi_a^{s,t}(v_2, \{(v_0, a)\}) = v_2$ . W.l.o.g. assume  $\pi_a^{s,t}(v_1, \{(v_0, a)\}) = v_2$ ,  $\pi_a^{s,t}(v_2, \{(v_0, a)\}) = v_3$ . It remains to show  $\pi_a^{s,t}(v_3, \{(v_0, a)\}) = v_1$ , where we immediately discard  $\pi_a^{s,t}(v_3, \{(v_0, a)\}) = \perp$ . If  $\pi_a^{s,t}(v_3, \{(v_0, a)\}) = v_3$ , we consider the failure set

- $F_{33} = \{(v_0, a), (v_0, c), (v_1, b), (v_2, b), (v_3, c), (v_0, d), (v_1, d), (v_2, d), (v_3, d)\}$ ,

*i.e.*, every  $st$ -path starts with  $s = v_0 - b - v_3 - a$ , and then loops due to  $\pi_a^{s,t}(v_3, \{(v_0, a)\}) = v_3$ . If  $\pi_a^{s,t}(v_3, \{(v_0, a)\}) = v_2$ , we consider the failure set

- $F_{32} = \{(v_0, a), (v_0, c), (v_1, b), (v_2, b), (v_2, c), (v_3, c), (v_0, d), (v_1, d), (v_2, d), (v_3, d)\}$ ,

*i.e.*, the only  $st$ -path is  $s = v_0 - b - v_3 - a - v_1 - c = t$ , which must loop due to  $\pi_a^{s,t}(v_3, \{(v_0, a)\}) = v_2$  and  $\pi_a^{s,t}(v_2, \{(v_0, a)\}) = v_3$ , as  $v_2$  is a dead end under  $F_{32}$ . Hence only  $\pi_a^{s,t}(v_3, \{(v_0, a)\}) = v_1$  remains. Note that we can choose  $F_{23}$  and  $F_{22}$  analogously for  $\pi_a^{s,t}(v_1, \{(v_0, a)\}) = v_3$ ,  $\pi_a^{s,t}(v_3, \{(v_0, a)\}) = v_2$ . For the remaining part of the proof, we can hence assume that when the failure set includes  $(v_0, a)$  and excludes  $(v_1, a), (v_2, a), (v_3, a)$ , that  $a$  routes according to a cyclic permutation of its neighbors, w.l.o.g.  $(v_1, v_2, v_3)$ .

Note that so far, we excluded the node  $d$  from our construction, but it will now play a central role. From  $a$ 's three non-source neighbors  $v_1, v_2, v_3$ , we will use one (w.l.o.g.  $v_1$ ) to route the packet to it from  $s$ , one to "hide" the destination behind (w.l.o.g.  $v_2$ ), and one to force the packet into a loop (w.l.o.g.  $v_3$ ). Moreover, due to the graph being bipartite, two of them require a proxy node to fulfill their goals, in the same part as  $a$ , for which we use the nodes  $b, d$  (as  $c = t$  is the destination).

To this end, observe that if a node  $v$  from  $v_1, v_2, v_3$  has exactly two neighbors, taken from  $a, b, d$ , then  $v$  needs to route in a cyclic permutation. W.l.o.g. let  $v = v_1$  and the two surviving neighbors be  $a, b$ . Then, we can construct failure sets *s.t.* the only surviving links are on the paths  $s = v_0 - a - v_1 - b - v_2 - c = t$  or  $s = v_0 - b - v_1 - a - v_2 - c = t$ , and hence not routing in a cyclic permutation prevents perfect resilience. We can use similar arguments for  $a, b, d$  where if they have exactly two surviving neighbors from  $v_1, v_2, v_3$ , then  $a, b, d$  must route in a cyclic permutation: w.l.o.g. pick  $a$  with two surviving neighbors  $v_1, v_2$ . Here, if the only surviving path is  $s = v_0 - b - v_1 - a - v_2 - c = t$ , then  $a$  must forward a packet from  $v_1$  to  $v_2$ , and if the only surviving path is  $s = v_0 - b - v_2 - a - v_1 - c = t$ , then  $a$  must forward a packet from  $v_2$  to  $v_1$ , finishing this argument. Moreover, if a node from  $a, b, d$ , w.l.o.g.  $a$ , has exactly the neighbors  $v_0$  and one node from  $v_1, v_2, v_3$ , w.l.o.g.  $v_1$ , then  $a$  must forward a packet from  $s = v_0$  to  $v_1$ , as the only surviving path could be  $s = v_0 - a - v_1 - c = t$ .

Next, we consider a node  $v$  from  $v_1, v_2, v_3$  that has exactly the three neighbors  $a, b, d$  and show that  $v$ , w.l.o.g.  $v_1$ , must route according to a cyclic permutation of its three neighbors, w.l.o.g.  $(b, a, c)$ . To this end, observe that from the three neighbors  $a, b, c$ , one of them could be a dead end, one the "relay" from  $v_0$ , and one the "relay" to reach the destination. For example, the only surviving links could be  $(v_1, b)$  and the path  $s = v_0 - a - v_1 - d - v_3 - c = t$ , and we can adapt this failure pattern that each node from  $a, b, c$  can play the role of dead end, "relay" of the source, and "relay" to the destination, locally indistinguishable for  $v_1$ , and hence  $v_1$  must route in a cyclic permutation of its three neighbors.

We now have all the tools to finish our proof. We let the surviving links be the walk  $s = v_0 - b - v_1 - a - v_2 - d - v_1 - a - v_3 - c = t$ . The path is unique until hitting  $v_1$ , which routes in a cyclic permutation, w.l.o.g.  $(b, a, d)$ , forwarding to  $a$ , which routes in a cyclic permutation as well, w.l.o.g.  $(v_1, v_2, v_3)$ , forwarding to  $v_2$ , which forwards to  $d$ , which forwards to  $v_1$ , which now forwards to  $a$  again, due to its cyclic permutation being  $(b, a, d)$ , now trapped in the loop  $a - v_2 - d - v_1 - a$ . On the other hand, a path from  $s = v_0$  to  $c = t$  still exists, namely  $s = v_0 - b - v_1 - a - v_3 - c = t$ , and hence the lemma statement holds by contradiction. ■

Moreover in the proof of Lemma 6, the link from the source to the destination was always considered as failed, resulting in Theorem 7.

We again briefly investigate the number of link failures in the above proof for Corollary 4. Here we constructed the

failure sets manually for each argument and did not leverage Corollary 8, using at most 11 link failures

#### D. Proof of Theorem 8

*Proof:* We proceed by showing that packets routed with Algorithm 1 reach the destination for all possible distances between source and destination after failures. By showing it for  $K_5$ , we directly show correctness for all minors of  $K_5$  as well due to [2, Corollary 4.2].

If the distance between source and destination is one, Line 2 of the algorithm ensures the packet arrives at its destination directly.

If the distance is two, there are four non-isomorphic candidate graphs on which a packet could visit all other nodes before visiting  $t$ ,  $G_1, G_2, G_3, G_4$  with  $V = \{s, t, x, y, z\}$  and link sets  $E_1 = \{(x, y), (y, s), (s, z), (z, t)\}$ ,  $E_2 = E_1 \cup \{(x, s)\}$ ,  $E_3 = \{(x, s), (s, y), (y, z), (z, t), (s, z)\}$  and  $E_4 = \{(s, x), (s, y), (s, z), (z, t)\}$ , after removing the failed links respectively. Depending on how we order the IDs for  $x, y, z$  for  $E_1$ , the algorithm may first explore  $x$  before returning to  $s$  but it will definitely visit  $z$  via  $y$  and thus find  $t$ . For  $E_2$ , the algorithm will head straight towards  $t$  if  $z$  has the lowest identifier. If  $y$  is the lowest identifier, the algorithm will visit the nodes in the order  $s, y, x, s, z, t$  regardless of the order of the identifiers of  $x, y$ . For  $E_3$ , the sequence of nodes visited starts with  $s, x, s$  if  $x$  has the lowest identifier, followed by  $y, z, t$  if  $y = v$  and  $z = w$  or  $z, t$  otherwise. If  $y$  has the lowest identifier the sequence is  $s, y, z, t$ , if  $z = y$  it is  $s, z, t$ . For  $E_4$  the algorithm guarantees that all neighbors of the source are visited if the previous ones did not connect to the destination as the nodes will send the message back if they cannot forward it to  $t$ . Note that for subgraphs of  $G_1, G_2, G_3, G_4$  where  $(s, x)$  is missing and/or  $(s, y)$  is missing from  $G_4$  the destination is reached in at most the same number of steps as well by the same line of arguments, as some detours will not be taken.

If the distance is three, six non-isomorphic candidate graphs exist where a packet could visit all other nodes before visiting  $t$ ,  $G'_1, G'_2, G'_3, G'_4, G'_5, G'_6$  with  $V = \{s, t, x, y, z\}$  and link sets  $E'_1 = \{(x, s), (s, y), (y, z), (z, t)\}$ ,  $E'_2 = E_1 \cup \{(x, y)\}$ ,  $E'_3 = \{(s, x), (x, y), (y, t), (z, y)\}$ ,  $E'_4 = \{(s, x), (x, y), (y, t), (z, x)\}$ ,  $E'_5 = E_4 \cup \{(z, y)\}$ , and  $E'_6 = E_5 \cup \{(z, t)\}$ , after removing failed link respectively. For  $E'_1$  the algorithm will forward packets on its direct path to the destination if  $y = u$ . Otherwise there might be a detour to  $x$  first. For  $E'_2$ , if  $x = u$  then the sequence of nodes visited is  $s, x, y, z, t$ , if  $y = u, x = v$  then it is  $s, y, x, s, x, y, z, t$ , if  $y = u, z = v$  or  $z = u, y = v$  then no detour is taken and it the remaining case with  $z = u, x = v$  the path used is  $s, x, y, z, t$ . For  $E'_3$ , the path taken is  $s, x, y, t$  and for  $E_4$  a visit to  $z$  might be included but no loop introduced. For  $E'_5$ ,  $z$  is visited if  $z < y$  leading to a path of  $s, x, z, y, t$  and  $s, x, y, t$  otherwise. In the last graph  $E'_6$ , visiting  $z$  would lead to a shortcut to  $t$  and in both cases  $t$  is reached. Note that for subgraphs of  $G'_1$  without  $(s, x)$  and  $G'_3, G'_4$  without the link to  $z$ , the destination is reached in at most the same number of steps as well by the same line of arguments, as some detours will not be taken.

If the distance is four, the nodes form a chain and the algorithm ensures that all nodes forward the packet until it reaches its destination  $\blacksquare$

#### E. Proof of Theorem 9

*Proof:* We proceed similarly to the  $K_5$  case. Let  $V_1 = \{a, b, c\}$ ,  $V_2 = \{v_1, v_2, v_3\}$  and  $E = V_1 \times V_2$ .

We first describe a forwarding pattern for the case where the source is not in the same part as the target and demonstrate that a packet forwarded accordingly reaches its destination under all failure sets if the remaining graph is connected. We state for each node and inport combination the order in which a node tries to forward a packet to an output if w.l.o.g. the source is  $s = a$  and the destination is  $t = v_3$ :

@s	$\perp$ : $t, v_1, v_2$	$v_1$ : $v_2$	$v_2$ : $v_2$
@b	$v_1$ : $t, v_2, v_1$	$v_2$ : $t, v_1, v_2$	
@c	$v_1$ : $t, v_2, v_1$	$v_2$ : $t, v_1, v_2$	
@v <sub>1</sub>	$s$ : $b, c, s$	$b$ : $c, s, b$	$c$ : $b, s, c$
@v <sub>2</sub>	$s$ : $b, c$	$b$ : $c, b$	$c$ : $b, c$

If the degree of the source after failures is three, the source has a link to the destination and the packet will be sent there directly. If the degree of the source after failures is two,  $s$  will forward the packet to  $v_1$  first. *Case k:* If  $v_1$  is only connected to the source, the packet will be sent back to  $s$  which in turn will forward it to  $v_2$ . In this case, for source and destination to be connected then  $(v_2, b)$  and  $(b, t)$  must be up and the pattern ensures it reaches  $t$ . *Case l:* If  $v_1$  has a degree of two post failures and  $(v_1, x)$  with  $x \in \{b, c\}$  is up, then the packet is sent to  $x$ . If  $x$  is connected to  $t$  we're done, otherwise the forwarding pattern will either (i) send the packet to  $v_2$ , if  $(x, v_2) \notin F$  from where it will reach  $t$  via  $c$  if  $x = b$  or via  $b$  or (ii) the packet will be bouncing back to  $s$  and traverse  $v_2$  and the remaining node in  $V_1$  connecting to  $t$ . *Case m:* If all links at  $v_1$  are up, the packet will first visit  $b$  from where it will either (i) bounce back to  $v_1$  because the degree of  $b$  is one or (ii) reach  $t$  directly or (iii) be forwarded to  $v_2$  and reach  $t$  via  $c$ . If back at  $v_1$ , the packet will be forwarded to  $c$  next and get to  $t$  from there. If the source is only connected to  $v_1$  after the failures, then  $v_1$  must have a remaining degree 2 or 3 and the forwarding pattern visit the nodes in  $V_1$  as described in *Case l (i)* and *Case m (i)-(iii)*. If the source is only connected to  $v_2$  after the failures, then  $v_2$  must have remaining degree 2 or 3, the arguments from the previous statement hold for this case too.

Thus we have shown that for  $s$  and  $t$  in different parts the forwarding pattern routes a packet successfully or the failures disconnect the source from the destination.

If the source and the destination are in the same part, the following forwarding pattern allows packets to reach their destination if w.l.o.g. the source is  $s = a$  and the destination is  $t = c$  the graph remains connected under failures.

@s	$\perp$ : $v_1, v_2, v_3$	$v_1$ : $v_3, v_2$	$v_2$ : $v_3$	$v_3$ : $v_2$
@b	$v_1$ : $v_2, v_3, v_1$	$v_2$ : $v_3, v_1, v_2$	$v_3$ : $v_1, v_2, v_3$	
@v <sub>1</sub>	$s$ : $t, b, s$	$b$ : $t, s, b$		
@v <sub>2</sub>	$s$ : $t, b, s$	$b$ : $t, b, s$		
@v <sub>3</sub>	$s$ : $t, b, s$	$b$ : $t, s, b$		



Let us assume there is a failure set under which a packet will not reach the destination with this forwarding pattern. If the degree of the source after failures is three, the packet will first go to  $v_1$ .  $(v_1, t)$  must be in the failure set, as the destination would be reached in the next hop otherwise. Thus the remaining degree of  $v_1$  is either one or two. In the first case the packet is sent back to  $s$  from where it is sent to  $v_3$ .

If  $(v_3, b)$  is up, the packet is sent to  $b$  and if possible forwarded to  $v_2$  from where it would reach the destination. Hence,  $(v_2, b)$  must be down and the packet is sent back to  $v_3$  from  $b$  and then forwarded back to  $s$  from where it will be sent to  $v_2$  and reach the destination.

On the other hand, if  $(v_1, b)$  is available, then the packet will be sent to  $b$ . There are four possibilities for  $b$ . If  $b$  has no other neighbors the packet will go back to the source via  $v_1$ , then visit  $v_3$  and finally reach the destination from  $v_2$ . If  $b$  is connected to  $v_2$  but not  $v_3$  after failures, the packet will bounce back to  $b$ , and then reach the destination via  $v_1, s, v_3$ . If  $b$  is connected to  $v_3$  but not  $v_2$  after failures, the packet will be forwarded to the destination along the sequence  $b - v_3 - s - v_2 - t$ . If  $(b, v_2)$  and  $(b, v_3)$  are up, then the packet will reach the destination via  $v_2$  if  $(v_2, t)$  is available or go back to  $b$  and visit  $v_3$  to achieve the same end result.

If the degree of the source after failures is two,  $(s, x)$  and  $(s, y)$  for  $x, y \in V_2$  are up. If the remaining degree of  $x$  is one, then the packet is sent to  $y$  via  $s$ . From there it will either reach the destination directly or via  $b$  and  $z \in V_2 \setminus \{x, y\}$  unless the graph is disconnected. If the remaining degree of  $x$  is two, then the packet is sent to  $b$  and we can distinguish between three cases for  $b$ . If  $b$  has no other neighbors the packet will go back to the source via  $x$ , then visit  $y$ . From there it will either reach the destination directly or via  $b$  and  $z \in V_2 \setminus \{x, y\}$  unless the graph is disconnected. If  $b$  is connected to  $y$  but not  $z$  after failures, the packet will reach the destination from  $y$  unless the graph is disconnected. If  $b$  is connected to  $y$  and  $z$  after failures, the packet will be forwarded to the destination as both  $y$  and  $z$  will be visited since the forwarding pattern at  $b$  is a cyclic permutation without any locally incident failures, either directly or via a detour to  $s$ .

If the remaining degree of  $x$  is three, then the packet is sent to  $t$  directly and hence there is no failure set that causes a loop in this case.

If the degree of the source after failures is one, the node  $x \in V_2$  the packet is sent to first must have remaining degree at two, as the destination could be reached directly from there or the graph would be either disconnected otherwise. Thus the packet will be forwarded to  $b$  which may be still connected to one or two nodes in  $V_2$ . In the former case the messages is sent to  $y \in V_1, x! = y$  which must be connected to  $t$  and the packet will reach its destination. In the latter case, it will bounce back from from the next node visited and since the forwarding pattern at  $b$  without any locally incident failures forms a cyclic permutation the last remaining node in  $V_1$  is explored next. Thus the destination is reached in this last remaining case as well and we have demonstrated that there is no failure set that doesn't disconnect source and destination leading to a loop.

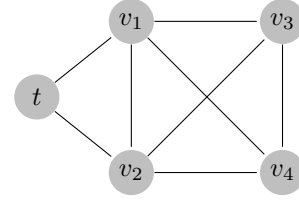


Fig. 11. Only non-outerplanar case for  $K_5^{-2}$ , as it is a  $K_4$  when ignoring  $t$ . As one of the link  $(v_1, t), (v_2, t)$  could fail, both  $v_1, v_2$  need to be visited from any starting node in  $K_4$  (if both links connected to  $t$  fail, the destination is unreachable).

Lastly, the statement extends to all minors of  $K_{3,3}$  due to [2, Corollary 4.2]. ■

## XI. DETAILED PROOFS FOR SECTION V

### A. Deferred Proof Parts for Theorem 12

We show correctness of our algorithm, *i.e.*, all of  $v_1, v_2$  will be visited if possible, by case distinction as well.

First, assume the link  $(v_1, v_2)$  does not fail. Then we have correctness when starting on  $v_1$  or  $v_2$ . When starting on  $v_3$ , we have correctness when  $v_3$  is still neighboring  $v_1$  or  $v_2$ , else  $v_3$  is neighboring  $v_4$  or  $v_3$  is disconnected from all nodes. Then, routing proceeds to  $v_1$  or  $v_2$  if  $v_4$  is still neighboring  $v_1$  or  $v_2$ , else  $v_3, v_4$  is disconnected from  $v_1, v_2$ . The argument is analogous for starting on  $v_4$ .

Second, assume the link  $(v_1, v_2)$  does fail. If we start on  $v_1$ , we need to reach  $v_2$  via  $v_3, v_4$ . If  $(v_1, v_3)$  is up we send to  $v_3$ , else to  $v_4$ , where we can omit the case where  $v_1$  is disconnected from all neighbors. Next, for  $(v_1, v_3)$  being up, if both  $(v_3, v_2)$  and  $(v_4, v_1)$  are down, then the packet proceeds  $v_1 - v_3 - v_4 - v_2$ , unless  $v_1, v_2$  are in separate components after failures. Else, for  $(v_1, v_3)$  being up, if  $(v_3, v_2)$  is up, we reach  $v_2$  from  $v_1$  via  $v_1 - v_3 - v_2$ . Lastly, for  $(v_1, v_3)$  being up, if  $(v_4, v_1)$  is up, but  $(v_3, v_2)$  is down, then we can reach  $v_2$  only via  $v_4$  and if  $(v_4, v_2)$  is up, else  $v_1, v_2$  are in separate components after failures: if  $(v_3, v_4)$  is up, via  $v_1 - v_3 - v_4 - v_2$ , and if  $(v_3, v_2)$  is down, via  $v_1 - v_3 - v_1 - v_4 - v_2$ . For starting on  $v_2$ , the case is analogous and symmetrical, with  $v_3, v_4$  switching places in the proof arguments. Hence, if  $v_1, v_2$  are in the same component, they reach each other.

We next cover the case of starting on  $v_3, v_4$ . Again, the argument will be analogous and symmetrical for both, so hence we also only do the case distinction for  $v_3$ .

First, assume the link  $(v_1, v_2)$  does not fail. If  $(v_3, v_2)$  is up, then we proceed to  $v_2$  and then to  $v_1$  are done. Else, if  $(v_3, v_2)$  is down, we are done if  $(v_3, v_1)$  is up, and else proceed to  $v_4$ : here, if one of  $v_1, v_2$  is a neighbor of  $v_4$  we are done, and else  $v_1, v_2$  are not in the same component as  $v_3$ .

Next, assume  $(v_1, v_2)$  is down. If  $(v_3, v_2)$  is up, then we proceed to  $v_2$  and distinguish 2 cases. 1) if  $(v_2, v_4)$  is up, we go to  $v_4$ , where we go to  $v_1$  if  $(v_4, v_1)$  is up (done), else to  $v_3$ , if  $(v_4, v_3)$  is up to  $v_3$  directly and if  $(v_4, v_3)$  is down, to  $v_3$  via  $v_4 - v_2 - v_3$ , where we reach  $v_1$ , as if  $(v_3, v_1)$  is not up,  $v_1$  is disconnected from  $v_2, v_3, v_4$ . 2) if  $(v_2, v_4)$  is down,

then we bounce back to  $v_3$ . If  $(v_3, v_1)$  is up we are done. Else, if  $(v_3, v_4)$  is up, we reach  $v_4$ , and as  $(v_2, v_4)$  is down, we try  $(v_4, v_1)$ : if it is up, we are done, if it is down, then  $v_1$  is disconnected from  $v_2, v_3, v_4$ .

Else, if  $(v_3, v_2)$  is down, we consider the case whether  $(v_3, v_1)$  is up. If  $(v_3, v_1)$  is up, we proceed to  $v_1$ , and if  $v_4$  is a neighbor, we go to  $v_4$ : if  $v_2$  is a neighbor of  $v_4$  we are done, and else,  $v_2$  has lost all its neighbors from  $v_2, v_3, v_4$ . Should  $(v_3, v_1)$  be down, then  $v_3$  has a degree of 0 (done) or has  $v_4$  as a neighbor, in which case we proceed to  $v_4$ . There, if both  $v_1, v_2$  are neighbors of  $v_4$ , we reach them (in total) via  $v_3 - v_4 - v_2 - v_4 - v_1$ , and if just one of  $v_1, v_2$  is a neighbor of  $v_2$ , then we reach that one as well (the other one is disconnected), where the case of none of  $v_1, v_2$  being a neighbor of  $v_4$  means that both  $v_1, v_2$  are disconnected.

## XII. DETAILED PROOFS FOR SECTION VII

### A. Detailed Proof for Lemma 1

*Proof:* The statement holds immediately for degree 1 nodes, as the packet must bounce back. Hence, we consider graphs with at least 2 links and 3 nodes, and only investigate nodes with at least two neighbors after failures (where the failure set can also be empty). Let  $v$  be such a node with neighbors  $v_1, \dots, v_k, k \geq 2$  after failures. Fail all surviving links that are not incident to  $v$ , meaning that the local view of  $v$  stays unchanged. Consider a packet that starts its tour at  $v_1$ , then it must visit all neighbors of  $v$  in some order and then return to  $v_1$ , e.g.,  $v_1 - v - v_2 - v - v_3 - \dots - v_k - v - v_1$ . This is impossible without  $v$  routing according to a cyclic permutation of all its neighbors. ■

### B. Detailed Proofs for Lemma 3 and Lemma 4

*Proof:* Let  $V(K_4) = \{v_1, v_2, v_3, v_4\}$  where we assume w.l.o.g. that we start on  $v_1$ . Assume by Lemma 1 and w.l.o.g. that  $v_1$ 's cyclic forwarding permutation is  $v_2v_4v_3$ , forwarding to  $v_3$  with inport  $\perp$ . Consider the failure of links  $(v_2, v_3)$  and  $(v_2, v_4)$ , as shown in Fig. 12. As the cyclic forwarding permutation of  $v_3$  is now  $v_1v_4$ , and  $v_1v_3$  for  $v_4$ , again due to Lemma 1, the routing gets stuck in the loop  $v_1 - v_3 - v_4 - v_1$  as by assumption  $v_1$  routes packets from  $v_4$  to  $v_3$ . Node  $v_2$  is never visited and as thus  $K_4$  cannot be toured under perfect resilience. ■

*Proof:* Let  $V(K_{2,3}) = \{v_1, v_2, v_3, v_4, v_5\}$ , with the first part containing  $v_1$  and  $v_2$ . Assume that the packet starts in the first part, w.l.o.g. at  $v_1$ . Assume due to Theorem 1, again w.l.o.g., that  $v_1$ 's cyclic forwarding permutation is  $v_5v_4v_3$ , sending to  $v_3$  with inport  $\perp$ . We now fail the link  $(v_2, v_5)$ , as shown in Fig. 13. As the cyclic forwarding permutation of  $v_3$  is  $v_1v_2$ , the cyclic forwarding permutation of  $v_4$  is  $v_1v_2$ , and the cyclic forwarding permutation of  $v_2$  is  $v_3v_4$  (Lemma 1), the routing gets stuck in the loop  $v_1 - v_3 - v_2 - v_4 - v_1$  ( $v_1$  routes packets from  $v_4$  to  $v_3$  by assumption). Hence  $v_5$  is never visited and as thus  $K_{2,3}$  cannot be toured under perfect resilience. ■

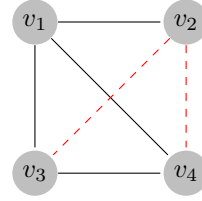


Fig. 12.  $K_4$  is impossible to tour.

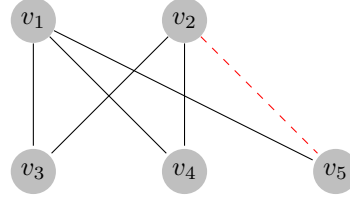


Fig. 13.  $K_{2,3}$  is impossible to tour