



HAL
open science

**Si_Z O_X N_Y BY
INDUCTIVE-COUPLED-PLASMA
PLASMA-ENHANCED CHEMICAL VAPOR
DEPOSITION FOR MULTI-LAYER OPTICAL THIN
FILMS**

Stéphane Calvez, Pascal Dubreuil, Mairame Diallo, Emmanuelle Daran,
Antoine Monmayrant, Olivier Gauthier-Lafaye

► **To cite this version:**

Stéphane Calvez, Pascal Dubreuil, Mairame Diallo, Emmanuelle Daran, Antoine Monmayrant, et al.. Si_Z O_X N_Y BY INDUCTIVE-COUPLED-PLASMA PLASMA-ENHANCED CHEMICAL VAPOR DEPOSITION FOR MULTI-LAYER OPTICAL THIN FILMS. Journées Nationales des Technologies Emergente, Nov 2022, Besançon, France. 2022. hal-03948838

HAL Id: hal-03948838

<https://laas.hal.science/hal-03948838v1>

Submitted on 20 Jan 2023

HAL is a multi-disciplinary open access archive for the deposit and dissemination of scientific research documents, whether they are published or not. The documents may come from teaching and research institutions in France or abroad, or from public or private research centers.

L'archive ouverte pluridisciplinaire **HAL**, est destinée au dépôt et à la diffusion de documents scientifiques de niveau recherche, publiés ou non, émanant des établissements d'enseignement et de recherche français ou étrangers, des laboratoires publics ou privés.

Introduction

Low-temperature-grown thin films are interesting for numerous applications in micro-electronics / photonics. The ability to grow materials whose refractive index can span a wide range of values facilitates the fabrication of optical multilayer stacks and, by proxy, of opto-electronic devices.

Here, we establish the deposition conditions of SiON thin films by Inductively-Coupled-Plasma Plasma Enhanced Chemical Vapor Deposition (ICP-PECVD) at low temperature (100°C) et demonstrate their use to create anti-reflective and mirror optical coatings.

Materials & processes

Silica (SiO₂), silicon nitride (Si₃N₄) and amorphous silicon (a-Si) are conventionally used materials for micro-electronics and photonics.

Here, we study two types of alloys

- SiO₂ / Si₃N₄
- Si₃N₄ / a-Si

The SiO₂ / Si₃N₄ compounds are created by variation of the N₂O gas flux in the SiH₄/N₂O/N₂ gas mixture.

The Si₃N₄ / aSi materials are obtained by modification of the plasma RF power for fixed SiH₄/N₂ gas injection.



Optical thin-film coatings

Anti-Reflective coating



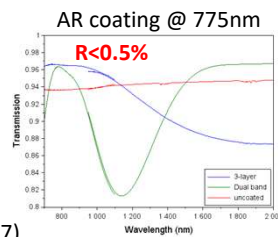
Design criteria

1. R=0%
2. Wide Bandwidth

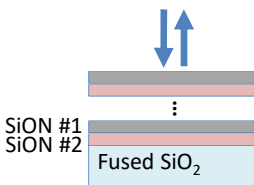
(1) => $n_2 \sim (n_{\text{subs}}/n_{\text{air}})^{0.5} \cdot n_1$

(2) => low dispersion

=> SiON #1 = SiO₂ (& $n_2 \sim 1.67$)



Mirror coating

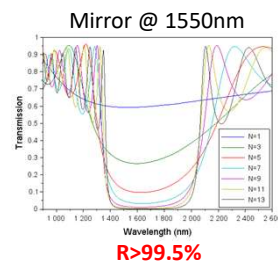


Design criteria

1. R>99%
2. Wide Bandwidth

(1) & (2) => high n_1/n_2

=> SiON #2 = SiO₂ &
SiON #1 = high-Si Si-SiN



Conclusions

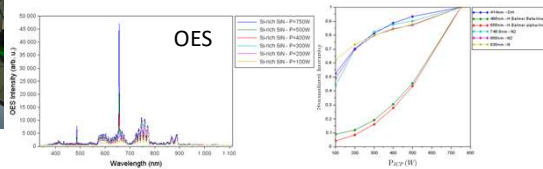
- ✓ Found the conditions to deposit mixed alloys between SiO₂/Si₃N₄ and Si₃N₄/a-Si
- ✓ Use real-time in-situ monitoring tools to gain insight into/monitor the depositions
- ✓ SiON layers with compositionally-adjustable refractive index between 1.48 to 2.78+i0.007 @ 775nm with roughness < 1nm
- ✓ Demonstrated multilayer coatings

Instrumented equipment

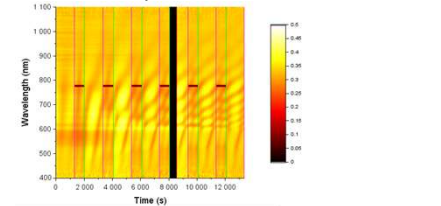


In-situ real-time characterisation tools:

- Optical Emission Spectroscopy
- Reflectometry




Reflectivity – 1550nm DBR

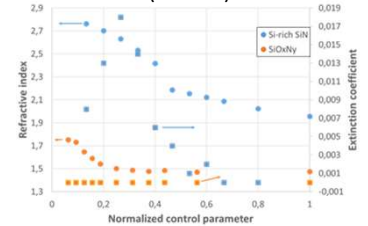


Material characterisation



Ellipsometry



n(775nm)



Atomic Force Microscope



Alloys	R _a (nm)
SiO ₂ / Si ₃ N ₄	0.68-1.08
Si ₃ N ₄ / aSi	0.41-0.51