



**HAL**  
open science

# Endowing the Robot with the Abilities to Control and Evaluate its Contribution to a Human-Robot Joint Action

Amandine Mayima

► **To cite this version:**

Amandine Mayima. Endowing the Robot with the Abilities to Control and Evaluate its Contribution to a Human-Robot Joint Action. Automatic. INSA de Toulouse, 2021. English. NNT : 2021ISAT0008 . tel-03571963v2

**HAL Id: tel-03571963**

**<https://laas.hal.science/tel-03571963v2>**

Submitted on 28 Feb 2022

**HAL** is a multi-disciplinary open access archive for the deposit and dissemination of scientific research documents, whether they are published or not. The documents may come from teaching and research institutions in France or abroad, or from public or private research centers.

L'archive ouverte pluridisciplinaire **HAL**, est destinée au dépôt et à la diffusion de documents scientifiques de niveau recherche, publiés ou non, émanant des établissements d'enseignement et de recherche français ou étrangers, des laboratoires publics ou privés.



# THÈSE

En vue de l'obtention du

**DOCTORAT DE L'UNIVERSITÉ DE TOULOUSE**

Délivré par :

*l'Institut National des Sciences Appliquées de Toulouse (INSA de Toulouse)*

---

---

Présentée et soutenue le 29/10/2021 par :

**AMANDINE MAYIMA**

**Endowing the Robot with the Abilities to Control and Evaluate its  
Contribution to a Human-Robot Joint Action**

---

---

## JURY

SIMON LACROIX	Directeur de Recherche	Président du Jury
SILVIA ROSSI	Professeure Associée	Rapporteure
PETER FORD DOMINEY	Directeur de Recherche	Rapporteur
GUY HOFFMAN	Professeur Associé	Membre du Jury
ELISABETH PACHERIE	Directrice de Recherche	Membre du Jury
AURÉLIE CLODIC	Ingénieure de Recherche	Directrice de Thèse
RACHID ALAMI	Directeur de Recherche	Directeur de Thèse

---

**École doctorale et spécialité :**

*MITT : Informatique et Télécommunications*

**Unité de Recherche :**

*Laboratoire d'Analyse et d'Architecture des Systèmes (LAAS-CNRS)*

**Directeur(s) de Thèse :**

*Rachid ALAMI et Aurélie CLODIC*

**Rapporteurs :**

*Silvia ROSSI et Peter Ford DOMINEY*





# Abstract

Robots will interact more and more with humans in the future and thus will need to be endowed with the pertinent abilities. We are still far from having autonomous robots among humans and able to smoothly collaborate with them but, the work of this thesis is a contribution bringing the community a bit closer to this goal.

When humans collaborate to achieve a task together, numerous cognitive mechanisms come into play, more than we would have thought at first glance. Some of these mechanisms are also triggered in humans' minds when they interact with robots as they are essential to a successful collaboration. Therefore, it is important for roboticists designing robots that will closely interact with humans to be aware of and consider the humans mental states and sensorimotor functions involved in controlling and smoothing collaborative task performance. However, this does not imply that robots have to be endowed with the same mechanisms since being able to collaborate with humans does not mean to imitate them. What is key to roboticists is to understand how humans work and to design robots that will adapt.

Consequently, this thesis starts with an immersion in philosophy and social and cognitive psychology. Then, we explore Belief-Desire-Intention (BDI) and cognitive robotic architectures which have inspired us to design our own architecture in which, JAHRVIS — the main contribution of this thesis — endows a robot with the abilities not only to control, but also to evaluate its joint action with a human.

Joint Action-based Human-aware superVISor (JAHRVIS) is what we call a supervision system, *i.e.*, it embeds the robot high-level decisions, controls its behavior and tries to react to contingencies, always considering the human it is interacting with. It is able to do so by taking into account shared plans, human mental states, its knowledge about the current state of the environment, and human actions. JAHRVIS is designed in such a way that it is generic enough to handle various kinds of tasks.

Not only JAHRVIS controls the robot contribution to a collaborative task, but it also tries to evaluate if the interaction is going well or not. It is possible thanks to a set of metrics we have built and a method to aggregate them. We claim that having a robot with this ability allows it to enhance and make more pertinent its decision-making processes. In future work, this granularity will allow the robot to know precisely on what level it needs to act when a low Quality of Interaction is assessed.

JAHRVIS has been integrated in a cognitive robotic architecture and effectively deployed to achieve several collaborative and service tasks. These tasks demonstrated the robot's abilities related to perspective-taking, planning, knowledge representation with theory of mind, manipulation, and communication.



# Résumé

Dans le futur, les robots interagiront chaque jour un peu plus avec les humains et devront donc être dotés des capacités adéquates. Nous sommes encore loin de robots autonomes parmi les humains, capables de collaborer sans problème avec eux : le travail de cette thèse est une contribution qui rapproche un peu plus la communauté de cet objectif.

Lorsque des personnes collaborent pour réaliser une tâche ensemble, de nombreux mécanismes cognitifs entrent en jeu, plus qu'il n'y paraît à première vue. Certains de ces mécanismes sont aussi activés quand un humain interagit avec un robot et non plus avec un autre humain, car ils sont essentiels à une collaboration réussie. Il est donc important que les roboticiens qui conçoivent des robots destinés à interagir étroitement avec les humains soient conscients de cela et qu'ainsi ils prennent en compte les états mentaux des humains et les fonctions sensori-motrices impliquées dans le contrôle et la fluidité de l'exécution des tâches collaboratives. Toutefois, cela ne signifie pas que les robots doivent être dotés de ces mêmes mécanismes, car être capable de collaborer avec les humains ne signifie pas les imiter. Ce qui est essentiel pour les roboticiens, c'est de comprendre comment les humains travaillent et de concevoir des robots qui s'adapteront.

Ce manuscrit commence par une immersion dans la philosophie et la psychologie. Ensuite, nous explorons les modèles "croyance-désir-intention" et les architectures robotiques cognitives qui nous ont inspirés pour concevoir notre propre architecture dans laquelle, JAHRVIS – la principale contribution de cette thèse – au robot de, non seulement contrôler, mais aussi d'évaluer son action jointe avec un humain.

Joint Action-based Human-aware superVISor (JAHRVIS) est ce que nous appelons un système de supervision, *i.e.*, il prend les décisions haut niveau du robot, contrôle son comportement et tente de réagir aux imprévus, en tenant toujours compte de l'humain avec lequel il interagit. Il peut le faire en se basant sur les plans partagés qu'il génère, sa connaissance des états mentaux de l'humain et de l'état actuel de l'environnement et, les actions de l'humain. JAHRVIS est conçu de manière à être suffisamment générique pour gérer différents types de tâches.

JAHRVIS ne se contente pas de contrôler la contribution du robot à une tâche collaborative, il essaie également d'évaluer si l'interaction se déroule bien ou non. C'est possible grâce à un ensemble de métriques et à une méthode pour les agréger que nous avons conçus. Nous affirmons que le fait de doter un robot de cette capacité lui permet d'améliorer et de rendre plus pertinent son processus de prise de décision. Dans les travaux futurs, cette granularité permettra au robot de savoir à quel niveau il doit agir lorsqu'une faible Qualité d'Interaction est évaluée.

JAHRVIS a été intégré dans une architecture robotique cognitive et déployé efficacement pour réaliser plusieurs tâches collaboratives. Elles ont démontré les capacités du robot en matière de prise de perspective, de planification, de représentation des connaissances avec la théorie de l'esprit, de manipulation et de communication.



# Remerciements

Ces quelques mots, j'écris  
Car touche maintenant à sa fin,  
Ce qui a semblé être un long chemin.  
Il est maintenant temps, de dire merci.

Merci à Aurélie Clodic,  
Pour sa foi inébranlable,  
Elle fut un soutien indispensable,  
Pour ôter de ma thèse, l'aspect chimérique.

Merci à Rachid Alami,  
De m'avoir poussé, donné cette opportunité,  
Pour son intarissable flot d'idées,  
De cela, je me suis continuellement nourri.

Merci à Simon Lacroix,  
D'avoir, en Adream, laissé entrer la joie,  
Et d'avoir rempli son rôle de vieux sage,  
Prodiguant conseils et relisant mes pages.

Merci à mon jury et mes rapporteurs,  
Pour leur lecture, questionnement et avis.  
Personnes dont le travail j'apprécie,  
Qu'ils acceptent ces rôles fut un honneur.

Merci aux Mousquetaires,  
Professionnellement, amicalement, humainement.  
Union formée dans les moments plus bas que terre,  
Elle fut aussi témoin de moments d'enjouement.

Merci à Guilhem Buisan,  
Je repense encore à cet instant,  
Où dehors je lui confiais mes malheurs,  
Ce fut pour moi salvateur.

Merci à Guillaume Sarthou,  
Qui ne me fait plus peur (et encore que).  
Notre collaboration fut pour moi un véritable atout,  
Et ce, sans compter nos discussions et les jeux.

Merci à Kathleen Belhassein,  
De m'avoir ouverte les portes de l'action jointe,  
Mais surtout pour cette amitié non feinte,  
Nous permettant de partager nos joies et nos peines.

Merci à Amelie Barozet,  
Elle ne fut pas au labo sur toute la durée,  
Mais ce n'est qu'un détail, nos soirées, goûters,  
Et jeux de société n'y faisaient que commencer.

Merci à Yannick Riou,  
Dit l'ingénieur fidèle, garant des mouvements.  
Savant mélange d'enthousiasme et râlements,  
Ce fut un ravissement qu'il puisse être là jusqu'au bout.

Merci à Ilinka Clerc,  
Pour sa gentillesse à l'accoutumé,  
Pour sa malice en jeux de société,  
Ma petite protégée, mon héritière.

Merci à Anthony, Antoine, Philippe, Jérémy, Phani et Rafa,  
De l'open-space, ils furent de précieux compagnons,  
Entrecoupant le travail de petites conversations.  
Il n'aurait pas fallu qu'on me les échangea.

Merci à Gianluca, Andrea et Dario,  
Accompagnés de leur charmant accent,  
Croisés au détour d'un couloir ou lors d'un pot,  
Chaque moment fut un contentement.

Merci à (Raph), Arthur, Alejandro, Ellon, Christophe, Sandra et Jules,  
Ce sont ceux qui furent là au préambule.

Merci à Smail, William, Valentin, Shashank, Eli et Simon,  
Ce sont ceux qui furent là à la conclusion.

Merci aussi à David, Pierre, Léa, Élise, Vivien, Sylvain,  
Idriss, Paul, Tanguy, Jean-Hugues, Alexandre, Florian et Florian,  
Ce sont ceux qui furent là un peu pendant.

Merci aux permanents de l'équipe RIS,  
Ce sont ceux qui furent là tout le temps.

Merci à ceux qui existent en dehors de RIS,  
Communication, personnel et sysadmin, ces précieux services.  
Merci à Sabrina,  
Pour son implication, sa présence et son chocolat.

Merci au personnel du CAES et au CAES,  
De m'avoir permis de voyager dans l'allégresse,  
De m'avoir permis de découvrir boxe, tir à l'arc, zumba et salsa,  
Ces interludes bienvenus avec plein de gens sympas.

Merci aux personnels des restaurants du LAAS, du central et du CROUS,  
Pour leurs sourires et leur humeur douce.

Merci à tous les enseignants,  
Que j'ai croisé sur ma route.  
Pensée spéciale à M. Durand,  
Pour ne pas avoir eu de doutes.

Merci à tous mes amis, ô que nombreux,  
De m'avoir offert soutien et moments heureux,  
D'avoir porté tant d'intérêt à mon sujet,  
Et à ma soutenance, de m'avoir accompagné.  
Entre autres, Antoine, Siméon, Jeanne, Caroline, Coralie, Éric, Nicola,  
Bleuenn, Les habitants du Lou Castel, Benoît, Ximun, Marie, Iban, Laura,  
Emeline, Cyril, Thibault, Vincent, Mathieu, Philomène, Sarah, Alissa,  
Alpha, Léa, Marine, Sarah, Sarah, Noémie, Kim, Leïla.

Merci à Estelle,  
D'avoir contribué à mon enrichissement personnel,  
Car elle a entre autre été, mon initiatrice aux jeux,  
Ce qui fut un atout bienvenu dans mon milieu,

Merci à ma mère,  
De m'avoir ouvert tant de portes de genres divers,  
Me laissant le choix d'y entrer ou de les refermer.  
Plus qu'elle ne le sait et ne se l'admet, elle m'a donné.

Merci à mon père,  
D'avoir forgé ce caractère  
N'acceptant pas le non et voulant toujours poursuivre,  
Pour le meilleur et pour le pire.



Merci à Bérénice,  
Cette petite sœur complice,  
Parfois comme chien et chat,  
Mais l'une et l'autre seront toujours là.

Merci à Constantin,  
Ce petit frère malin,  
Moins bizarre qu'il ne le pense,  
C'est un plaisir quand il honore de sa présence.

Merci à mon oncle,  
De m'avoir initié à l'informatique,  
Ce n'est pas là un rôle quelconque,  
Lorsque de cette thèse, on regarde la thématique.

Merci à ma grand-mère,  
Merci à ma presque grand-mère Françoise,  
Merci à Farnesie, merci à mon oncle Roland,  
Ainsi qu'au reste de cette immense famille congolaise,  
Pensées pour mes grands-pères, tout là-haut.

Merci à Miki,  
D'avoir été un précieux contributeur,  
Ma thèse ne serait pas ce qu'elle est sans lui.  
Et merci d'être au quotidien, mon collaborateur.

# Contents

<b>Introduction</b>	<b>1</b>
<b>I Human, Robot and Interaction Models: the Funding Principles of a Decision-Making System for Human-Robot Collaboration</b>	<b>5</b>
<b>1 Lessons from Human-Human models</b>	<b>7</b>
1.1 What is a social interaction? . . . . .	8
1.1.1 How to define a social interaction? . . . . .	8
1.1.2 Structure of a social interaction . . . . .	9
1.2 How does one represent the others' mental states? – Theory of Mind	12
1.3 What is a joint action? . . . . .	14
1.3.1 How to define Joint Action? . . . . .	14
1.3.2 Two possible divisions around Joint Action . . . . .	16
1.3.3 What is necessary for Joint Action? . . . . .	17
1.4 How does one person share information with another? – Communication . . . . .	27
1.5 Conclusion . . . . .	29
<b>2 The “special case” of Human-Robot Interaction</b>	<b>31</b>
2.1 Human-Robot Social Interactions . . . . .	31
2.1.1 Interaction durations . . . . .	31
2.1.2 Interactions organized in phases . . . . .	33
2.1.3 Hierarchical structures of interactions . . . . .	34
2.2 Human-Robot Interaction and Joint Action . . . . .	35
2.2.1 Joint Attention in HRI . . . . .	35
2.2.2 Communication to Facilitate Coordination in HRI . . . . .	35
2.2.3 Theory of Mind in HRI . . . . .	36
2.3 Conclusion . . . . .	37
<b>II The Challenge of Social Interaction Management</b>	<b>39</b>
<b>3 Architectures for Collaborative Robots, Decision and Execution</b>	<b>41</b>
3.1 Existing Architectures for Collaborative Robots . . . . .	41
3.2 The updated LAAS Architecture – DACOBOT . . . . .	43
3.2.1 Specificities . . . . .	43
3.2.2 Architecture components . . . . .	45
3.3 Conclusion . . . . .	49

<b>4</b>	<b>The central and pivotal role of Supervision</b>	<b>51</b>
4.1	State of the art . . . . .	51
4.2	The Needs and Wants of a supervision system to manage interaction	52
4.3	Which tool to implement a supervision? . . . . .	54
4.3.1	The Choice of the Programming Framework . . . . .	54
4.3.2	Programming with Jason . . . . .	55
4.3.3	Jason Integration with ROS . . . . .	62
4.4	Conclusion . . . . .	65
<b>III</b>	<b>Joint Action-based Human-Aware superVISor: JAHRVIS</b>	<b>67</b>
<b>5</b>	<b>Under the hood of JAHRVIS</b>	<b>69</b>
5.1	The Role and Features of JAHRVIS . . . . .	69
5.2	Representation of a Human-Robot collaborative activity . . . . .	70
5.2.1	Representation of a Human-Robot Interaction Session . . . . .	70
5.2.2	Collaborative Tasks, Subtasks and Actions . . . . .	72
5.3	The Structure of JAHRVIS . . . . .	73
<b>6</b>	<b>JAHRVIS Internal Mechanisms</b>	<b>77</b>
6.1	Knowledge Representations and Management . . . . .	79
6.1.1	Action Representations . . . . .	81
6.1.2	Shared Plan Representation . . . . .	86
6.1.3	Feeding the Knowledge Base . . . . .	88
6.2	Interaction Session Management . . . . .	89
6.3	Human Actions Recognition . . . . .	90
6.4	Shared Plans Handling . . . . .	100
6.4.1	Robot Plan Management . . . . .	106
6.4.2	Human Plan Management . . . . .	111
6.5	Action Execution Management . . . . .	116
6.6	Communication Management . . . . .	117
6.6.1	What information to communicate? How to communicate it and when? . . . . .	118
6.6.2	To Understand Communications . . . . .	120
6.7	Example . . . . .	122
6.8	Conclusion and Future work . . . . .	124
<b>7</b>	<b>Quality of Interaction Evaluation</b>	<b>127</b>
7.1	Introduction . . . . .	127
7.2	Related work . . . . .	128
7.3	The Quality of Interaction (QoI) . . . . .	131
7.4	A set of metrics . . . . .	133
7.4.1	Measures to assess the QoI at the interaction session level . .	133
7.4.2	Metrics related to human engagement . . . . .	133

---

7.5	Conclusion . . . . .	139
<b>IV</b>	<b>Deploying and Evaluating an Interactive Robot</b>	<b>141</b>
<b>8</b>	<b>A direction-giving robot in a mall</b>	<b>143</b>
8.1	Introduction . . . . .	144
8.2	Related work . . . . .	146
8.3	Rationale . . . . .	148
8.4	Designing direction-giving behavior in a shopping mall . . . . .	149
8.4.1	What we learnt from humans . . . . .	149
8.4.2	Designing of the collaborative task for a direction-giving robot	150
8.5	Description of deliberative architecture . . . . .	153
8.5.1	Environment representation . . . . .	154
8.5.2	Perceiving the partner . . . . .	157
8.5.3	Managing the robot’s resources . . . . .	158
8.5.4	Describing the route to follow . . . . .	159
8.5.5	Planning a shared visual perspective . . . . .	159
8.5.6	Navigate close to human . . . . .	161
8.5.7	Robot execution control and supervision in a joint action con- text . . . . .	162
8.6	The deliberative architecture in a real-world environment . . . . .	167
8.6.1	Environment and robot setup in the Finnish mall . . . . .	169
8.6.2	Pre-deployment in the Finnish mall, in-situ tests . . . . .	170
8.6.3	“In the wild” deployment . . . . .	171
8.7	User Study . . . . .	175
8.7.1	Experimenters . . . . .	176
8.7.2	Participants . . . . .	177
8.7.3	Tools for Data Collection . . . . .	177
8.7.4	Procedure . . . . .	180
8.7.5	Results . . . . .	181
8.7.6	Discussion . . . . .	185
8.8	Integration and test of the QoI Evaluator . . . . .	186
8.8.1	QoI Evaluation at the task level . . . . .	188
8.8.2	QoI Evaluation at the action level . . . . .	189
8.8.3	Proof-of-Concept . . . . .	194
8.8.4	Discussion on the results of the QoI Evaluator . . . . .	196
8.9	Conclusion . . . . .	197
<b>9</b>	<b>The Director Task: a Psychology-Inspired Task to Assess Cogni- tive and Interactive Robot Architectures</b>	<b>199</b>
9.1	Introduction . . . . .	200
9.2	The Director Task: From psychology to Human-Robot Interaction .	202
9.2.1	The original task . . . . .	202

9.2.2	The Director Task setup . . . . .	203
9.2.3	The Director Task adaptation for HRI . . . . .	205
9.2.4	A task to demonstrate the abilities of a robotic system . . . . .	206
9.3	The cognitive robot architecture . . . . .	207
9.3.1	Storing and reasoning on symbolic statements . . . . .	207
9.3.2	Assessing the world: from geometry to symbolism . . . . .	208
9.3.3	Planning with symbolic facts . . . . .	210
9.3.4	Managing the interaction . . . . .	211
9.4	Demonstration of the task nominal case . . . . .	212
9.4.1	PR2 as the director . . . . .	213
9.4.2	PR2 as the receiver . . . . .	216
9.5	Open challenges for the community . . . . .	217
9.5.1	Some challenges to take up . . . . .	217
9.5.2	Some Director Task-based user studies to perform . . . . .	219
9.6	Conclusion . . . . .	219
<b>Conclusion</b>		<b>221</b>
<b>A Scaling Functions</b>		<b>223</b>
A.1	Scaling of bounded metrics: Min-Max Normalization . . . . .	223
A.2	Scaling of unbounded metrics: Sigmoid Normalization . . . . .	224
<b>B MuMMER User Study Material</b>		<b>227</b>
B.1	Consent Form . . . . .	228
B.2	Consent Form in Finnish . . . . .	230
B.3	Unofficial English Translation of the PeRDITA Questionnaire . . . . .	232
B.4	PeRDITA Questionnaire in Finnish . . . . .	234
B.5	Additional Questionnaire . . . . .	236
B.6	Additional Questionnaire in Finnish . . . . .	237
B.7	Coding Manual for the Robot Behaviors . . . . .	238
B.8	Coding Manual for the Human Behaviors . . . . .	240
<b>C Résumé en Français</b>		<b>243</b>
<b>Bibliography</b>		<b>247</b>

# Acronyms

- AEM** Action Execution Manager. 75, 77, 80, 97, 109, 114, 116, 118, 121, 122, 123, 216
- BDI** Belief-Desire-Intention. i, 40, 42, 52, 54, 55, 65
- CM** Communication Manager. 75, 77, 80, 111, 112, 114, 116, 117, 118, 119, 121, 122, 216
- DACOBOT** Deliberative Architecture for COllaborative roBOT. 40, 43, 44, 139, 221
- HAR** Human Actions Recognition. 74, 75, 77, 80, 84, 90, 91, 92, 94, 97, 98, 99, 111, 112, 116, 122, 123, 211
- HATP** Hierarchical Agent-based Task Planner. 47, 48, 85, 86, 100, 101, 102, 106
- HATP/EHDA** Human Aware Task Planner with Emulation of Human Decisions and Actions. 47, 48, 85, 86, 87, 100, 102, 106, 109, 112, 122, 211, 213
- HPM** Human Plan Manager. 75, 77, 80, 81, 91, 92, 97, 99, 100, 102, 107, 111, 112, 113, 114, 116, 118, 123, 124
- HRI** Human-Robot Interaction. 1, 2, 3, 6, 8, 12, 15, 25, 29, 31, 35, 37, 40, 43, 45, 51, 52, 53, 69, 81, 86, 128, 134, 177, 199, 203, 206, 219, 221, 222, 244
- HTN** Hierarchical Task Network. 47, 48, 70, 73, 81, 85, 86, 88, 106
- ISM** Interaction Session Manager. 75, 77, 80, 88, 89, 106, 118
- JAHHRVIS** Joint Action-based Human-aware supeRVISor. i, iii, x, 3, 37, 40, 52, 53, 64, 65, 67, 68, 69, 70, 72, 73, 74, 73, 74, 76, 75, 77, 78, 79, 80, 81, 82, 81, 83, 84, 86, 85, 86, 88, 89, 90, 91, 92, 94, 96, 97, 98, 100, 101, 102, 104, 106, 108, 110, 111, 112, 111, 114, 116, 117, 118, 117, 119, 120, 122, 124, 125, 126, 139, 142, 161, 199, 211, 212, 213, 216, 221, 222, 244, 273
- KB** Knowledge Base. 43, 49, 64, 65, 79, 80, 81, 83, 88, 97, 98, 99, 124, 126, 221
- MuMMER** MultiModal Mall Entertainment Robot. xii, 3, 144, 145, 186, 199, 227, 228, 230, 232, 234, 236, 238, 240, 244
- NLP** Natural Language Processing. 43, 49, 117, 121, 216

**PeRDITA** Pertinence of Robot Decisions In joinT Action. xii, 177, 181, 231, 233, 235

**QoI** Quality of Interaction. i, 3, 73, 74, 75, 127, 128, 131, 132, 133, 134, 137, 139, 145, 146, 175, 177, 186, 188, 189, 190, 193, 194, 195, 196, 197, 218, 221, 222, 244

**REG** Referring Expression Generator. 106, 117, 121, 126, 210, 211, 213, 216

**RJA** ROS-Jason Agent. 63, 64, 65, 73, 74, 75, 79, 80, 84, 88, 90, 91, 92, 99, 100, 106, 111, 116, 117, 119, 124, 186

**RPM** Robot Plan Manager. 75, 77, 80, 100, 102, 106, 107, 109, 110, 111, 113, 116, 123

**SSR** Semantic Spatial Representation. 157, 169, 170

**ToM** Theory of Mind. 2, 8, 12, 13, 30, 35, 36, 37, 45, 100, 111, 124, 202, 206, 208, 221

# Introduction

Robots will interact more and more with humans in the future and thus will need to be endowed with the pertinent abilities. We are still far from having autonomous robots among humans and able to smoothly collaborate with them.

A significant number of research studies focus on abilities needed to the robot to make it more intelligent, useful and adaptive: the planning, the perception, the knowledge management, the navigation, the action recognition, the dialog... But those does not make a robot function, those does not make a robot collaborate with a human in a task. What does? The supervision. Indeed, this component, such a puppeteer, controls from above the wires of the other architecture components. Leaning on them, it makes the decisions about how and when the robot should act, in a collaborative task with a human, it decides what the robot should say, reacting to the environment, the human behavior and the human speech. A robot should be able to act following a plan but more importantly, it should be able to react to the unexpected or to (robotic or human) errors. And what can give a robot such abilities? A supervision component, or we should say, a component with a broad vision.

Thereby, given the central role of this component, we could think that it is extensively studied in Human-Robot Interaction, a field of research whose aims is to build robots that will autonomously interact with humans. However, it is not. This lack led to a slight change of subject for this thesis. Indeed, initially, the goal was to devise a supervisor making the robot robust to a number of contingencies that could happen during a human-robot interaction. But, in order to have a supervisor handling contingencies, we needed first a supervisor for nominal situations. Well, we could not find any existing system implementing a supervision component in the context of human-robot collaborative tasks, on which we could build contingencies handling. Thus, we devised it.

## A Supervision for Human-Robot Interaction

When humans collaborate to achieve a task together, numerous cognitive mechanisms come into play, more than we would have thought at first glance. Some of these mechanisms might be also triggered in humans' minds when they interact with robots as they are essential to a successful collaboration. Therefore, it is important for roboticists designing robots that will closely interact with humans to be aware of and take into account the humans mental states and sensorimotor functions involved in controlling and smoothing collaborative task performance. However, this does not imply that robots have to be endowed with the same mechanisms since being able to collaborate with humans does not mean to imitate them. What is key to roboticists, to be able to design efficient collaborative robots, is to understand how humans manage interactions. Consequently, we closely collaborated with a



psychologist and a philosopher in order to learn the keys of human collaboration such as joint action, commitment, shared representations...(Chapter 1) It was also back and forth discussions between them and us, trying to close the gap between what abilities a robot should have and what is currently technically possible.

Thus, when designing and implementing our supervisor for human-robot collaborative tasks, our minds were well nourished. In this thesis, we tackled the issue of a real component supervision for HRI. It endows the robot with a number of abilities in order to make the robot the best partner possible for humans such as modeling their mental states or adapting to their decisions (Chapter 5 and Chapter 6).

## **A first step toward contingency handling**

Even though we could not rely on an existing supervision system in order to endow a robot with abilities making it able to cope with the unexpected, we started brainstorming on the subject. But, before being able to handle with contingencies, the robot should be able notice them. However, is it necessary to react immediately when something derails a bit, or should there be a kind of threshold? As humans, sometimes, we run into minor incidents when performing a task for example, but as the situation is globally acceptable, we tolerate it. Thus, we came with a novel idea: to give the robot the ability to evaluate, in real-time, the quality of its interaction with its human partner (Chapter 7). This is a first step toward contingency handling as later, outside the scope of this thesis, it could integrate to the supervision, helping it to improve its decision and its reactions. For example, if something would go wrong during an action but the overall interaction quality was good, it could decide that it was not a matter of importance and ignore it. However, if it happened in the context of a bad quality or that the same action was going wrong again and again, then it could react.

## **Summary of the Thesis**

This manuscript is divided in four parts.

The first part lays the funding principles of a decision-making system for human-robot collaboration. We start in Chapter 1 by providing a framework for reflecting upon key elements for human-human collaboration. We dive into psychology and philosophy literatures tackling multiple concepts, mainly around joint action such as shared representations, joint attention, coordination... But we also address social interactions, Theory of Mind and communication.

Then, in Chapter 2, we explore existing robotic systems implementing concepts associated to social interactions or joint action.

The second part aims at presenting the key challenges of social interaction management. The supervision component belongs to a robotic architecture. Thus, in Chapter 3, we present a number of robotic architectures and the one we integrated our component with.

Then we highlight, in Chapter 4, the central role of the supervision in this architecture as well as what tools are available to develop such a component and which one we chose.

The two main contributions of this thesis are concentrated in the third part: Joint Action-based Human-aware superVISor (JAHRVIS), the supervisor we devised, and a Quality of Interaction (QoI) Evaluator. We start with an overview of the JAHRVIS features in Chapter 5, *i.e.*, a system embedding the robot high-level decisions, controlling its behavior, always considering the human it is interacting with. It is able to do so by taking into account shared plans, human mental states, its knowledge about the current state of the environment, and human actions, inspired by the principles described in Part I.

Then, we go into further details in Chapter 6, one by one, the modules composing its structure: interaction management, human action recognition, shared plan handling, action execution management and communication management. It is accompanied with an example which has been executed on a PR2 robot.

And we introduce in Chapter 7, a mean to evaluate from the robot point of view, the Quality of Interaction. We present the general concept, a set of metrics enabling such an ability and a way to aggregate these metrics.

Finally, the fourth part present two tasks which have been executed thanks to the supervisor developed in the context of this thesis. The first task, presented in Chapter 8, was tackled with the first version of JAHRVIS in the context of a H2020 European project, MultiModal Mall Entertainment Robot (MuMMER)<sup>1</sup>. The robot had to give directions to customers within a Finnish mall. This was a real challenge as the robot was deployed there for three months.

Lastly, in Chapter 9, we present a task which was executed with the almost-complete version of JAHRVIS. It is a task where a human and a robot partners have to communicate in order to remove the right cubes of a shelf. It was inspired by a task in psychology. We propose this task to the HRI community as a set of challenges to take up as well as a breeding ground for user studies.

## List of Publications

### Published

- Mayima, A., Clodic, A., & Alami, R. (2021, August). Towards robots able to measure in real-time the Quality of Interaction. *International Journal of Social Robotics*.
- Sarthou, G., Mayima, A., Buisan, G., Belhassein, K., & Clodic, A. (2021, August). The Director Task: a Psychology-Inspired Task to Assess Cognitive and Interactive Robot Architectures. In *2021 30th IEEE International Conference on Robot and Human Interactive Communication (RO-MAN)*.

---

<sup>1</sup>The MuMMER project funded three years of this thesis out of four.

- Mayima, A., Clodic, A., & Alami, R. (2020, August). Toward a Robot Computing an Online Estimation of the Quality of its Interaction with its Human Partner. In *2020 29th IEEE International Conference on Robot and Human Interactive Communication (RO-MAN)* (pp. 291-298).
- Singamaneni, P-T., Mayima, A., Sarthou, G., Sallami, Y., Buisan, G., Y., Belhassein, K., Waldhart, J., & Clodic, A. (2020, March). Guiding Task through Route Description in the MuMMER Project. [Video]. In *HRI '20: ACM/IEEE International Conference on Human-Robot Interaction*. (pp.643-643).
- Belhassein, K., Fernández Castro, V., & Mayima, A. (2020). A Horizontal Approach to Communication for Human-Robot Joint Action: Towards Situated and Sustainable Robotics. In *Culturally Sustainable Social Robotics*. (pp.204-214).
- Mayima, A., Clodic, A., & Alami, R. (2019, November). Evaluation of the Quality of Interaction from the robot point of view in Human-Robot Interactions. In *The 11th International Conference on Social Robotics (ICSR) (1st Edition of Quality of Interaction in Socially Assistive Robots (QISAR) Workshop)*.

### Submitted

- Fernández Castro, V., Mayima, A., Belhassein, K., Clodic, A., The Role of Commitments in Socially Appropriate Robotics. Submitted in a volume of the Book *Serie Techno:Phil*.
- Mayima, A., Sarthou, G., Buisan, G., Singamaneni, P-T., Sallami, Y., Belhassein, K., Waldhart, J., Clodic, A., & Alami, R. Direction-giving considered as a Human-Robot Joint Action. Submitted to *User Modeling and User-Adapted Interaction (UMUAI)*.

## Part I

# Human, Robot and Interaction Models: the Funding Principles of a Decision-Making System for Human-Robot Collaboration

## **Introduction to part I**

This first part aims at setting the context for this thesis. First, we present research work on social interactions and joint action, mainly from sociology, psychology and philosophy. To dive into these literatures nourished the thoughts about collaboration key mechanisms that we should be aware of when developing a collaborative robot. Then, we explored what was already existing in the Human-Robot Interaction literature around such thematics.

# Lessons from Human-Human models

---

## Contents

<b>1.1</b>	<b>What is a social interaction?</b> . . . . .	<b>8</b>
1.1.1	How to define a social interaction? . . . . .	8
1.1.2	Structure of a social interaction . . . . .	9
<b>1.2</b>	<b>How does one represent the others' mental states? – Theory of Mind</b> . . . . .	<b>12</b>
<b>1.3</b>	<b>What is a joint action?</b> . . . . .	<b>14</b>
1.3.1	How to define Joint Action? . . . . .	14
1.3.2	Two possible divisions around Joint Action . . . . .	16
1.3.3	What is necessary for Joint Action? . . . . .	17
<b>1.4</b>	<b>How does one person share information with another? – Communication</b> . . . . .	<b>27</b>
<b>1.5</b>	<b>Conclusion</b> . . . . .	<b>29</b>

---

When humans collaborate to achieve a task together, numerous cognitive mechanisms come into play, more than we would have thought at first glance. Some of these mechanisms are also triggered in humans' minds when they interact with robots as they are essential to a successful collaboration. Therefore, it is important for roboticists designing robots that will closely interact with humans to be aware of and take into account the humans mental states and sensorimotor functions involved in controlling and smoothing collaborative task performance. However, this does not imply that robots have to be endowed with the same mechanisms since being able to collaborate with humans does not mean to imitate them. What is key to roboticists is to understand how humans work and to design robots that will adapt.

Consequently, this thesis starts with an immersion in philosophy, (micro)sociology, and cognitive psychology.

We focused on four main questions which were important to us, as roboticists, to design and develop our supervision software and integrate it in a robotic architecture dedicated to HRI.

- What is a social interaction? (Section 1.1)
- What is a joint action? (Section 1.3)
- How does one represent the others' mental states while in a social interaction? (Section 1.2)
- How does one person share information with another in the context of a joint action? (Section 1.4)

The answers to these questions, often captivating discussions, allowed us to extract structures and mechanisms of social interactions and collaboration. Thus, we were able to endow the robot with such elements, or at least we could draw our inspiration from. For example, we defined an *interaction session* for collaborative robots (Chapter 5) based on our readings on human-human social interactions (Section 1.1). Or, the way the robot maintain knowledge about the shared plans with two different processes (Chapter 6), one for itself and one for the robot, has been inspired by our study of the Theory of Mind (Section 1.2).

Especially the reflection around the joint action concept and communication has been stimulated by the context of the JointAction4HRI project<sup>1</sup>. This project gave us the opportunity to collaborate with Kathleen Belhassein, a PhD student in psychology, and Víctor Fernández Castro, a post-doctoral researcher in philosophy. This collaboration led to three articles: a publication with a focus on communication, a publication under submission at *Acta Psychologica* (Belhassein et al., 2021) discussing joint action in HRI and a publication under submission in a volume of the Book Serie Techno:Phil (Fernández Castro et al., 2021) tackling commitments in HRI.

## 1.1 What is a social interaction?

### 1.1.1 How to define a social interaction?

First, let's take a look at the dictionary and see how the word *interaction* is defined. According to the Oxford dictionary, an interaction is a “reciprocal action or influence” and more precisely a “communication or direct involvement with someone or something”. As for the Cambridge dictionary, it defines it as “an occasion when two or more people or things communicate with or react to each other”. Those definitions can give a hint about what it an interaction between humans but they are not specific enough.

---

<sup>1</sup>It is a multi-disciplinary project which gathers philosophers, developmental psychologists and roboticists. <https://jointaction4hri.laas.fr/>

Now, going through social psychology literature, one of the first attempts to define *social interaction* was by Goffman (1967). He distinguished three basic interaction units: the social occasion, the gathering and the social situation. The social occasion is an event that is temporally and spatially situated in such a way that it forms a unit that can be looked forward and back upon, by participants that are informed by the event (dinner, meeting, sport game...). The gathering refers to any set of two or more individuals who are at the moment in one another's immediate presence. It can be noted that a social occasion may include several gatherings but that gathering do not need social occasions to occur (they can happen in office spaces, street corners, restaurants...). The social situation refers to the full spatial environment that embraces interacting people. It is created as soon as people engage in interaction, when mutual monitoring occurs and ends when the next to the last person leaves. Furthermore, Goffman distinguished between focused and unfocused interaction (gathering). A focused gathering has its members that can come together to sustain a joint focus of visual and cognitive attention and are open to each other for talk. He calls it encounters or engagements. On the other hand, an unfocused gathering has its members present to one another but not engaged together (*e.g.*, persons waiting for a bus). In this same book, Goffman proposed a definition of social encounter: "an occasion of face-to-face interaction, beginning when individuals recognize that they have moved into one another's immediate presence and ending by an appreciated withdrawal from mutual participation".

A couple of years later, Argyle wrote a book entitled *Social Interaction* (Argyle, 1973), where he laid the foundations to understand social interactions. He came to the view that social interaction could be interpreted as a set of social skills, and that it may therefore be possible to train these skills the same way as manual skills are trained. For example, during an encounter between two persons, each must be able to perceive the social cues (verbal or non-verbal signals) of the other which are then filtered through the perspective each has acquired through socialization and experience. The interpretation of context and social cues is then applied to come to a definition of the situation, which in turn guides both behavior and action.

Then, Rummel (1976) proposed a definition of a few words: "Social interactions are the acts, actions, or practices of two or more people mutually oriented towards each other's selves, that is, any behavior that tries to affect or take account of each other's subjective experiences or intentions."

The elements brought here, trying to define what is an interaction and more precisely a social interaction. We chose the ones which were more relevant to us or the most referred to in the literature but large amount of work exists on this topic. So, it is possible to find different definitions than the ones we selected.

### 1.1.2 Structure of a social interaction

Most of the research about social interaction belongs to the field of social psychology. As for the structure of a social interaction, it is more from the field of Conversation Analysis (CA) which mixes sociology, anthropology, linguistics,



speech-communication and psychology.

Robinson (2012) makes a review of the work that has been done about *overall structural organization*. Most of the time in the literature, overall structural organization is discussed in terms of “the overall structural organization of entire, single occasions of interaction”. Then, the *overall structural organization* term is generally used to talk about one particular (albeit large) unit of interaction. However, many different types of interactional units can have an overall structural organization. For example, Schegloff (2011) encouraged to recognize “‘overall structural organization’ not as something for the unit ‘a single conversation’ (or encounter, or session, etc.) alone, but for units like turns, actions and courses of action (like answering or telling), sequences, and who knows what else as well”. He also mentioned that every unit of organization should probably have a local organization and a global organization. Here, the term *overall structural organization* refers to “the overall structural organization of entire, single occasions of interaction”.

Robinson (2012) tells us that this concept has received relatively little analytic attention and thus is still not well understood. Indeed, research has been more focused on analyzing the organization of individual sequences of action such as turn-takings or conversation openings. Several terms have been used to talk about a *supra-sequential coherence*: big package, set of pre-organized sequences, (social) activity, project of activity or plan of action. Sacks gave the following definition for the overall structural organization of single occasions of interaction: it “deals, roughly, with beginnings and endings, and how beginnings work to get from beginnings to something else, and how, from something else, endings are gotten to. And also the relationship - if there is one - between beginnings and endings” (Sacks, 1995, p. 157). Robinson (2012) summarized research about the subject by saying that single occasions of interaction (in a generic or context-free sense) are normatively organized as: (1) beginning with an opening (2) ending with a closing and (3) having “something” in between opening and closing” which can be referred to as “topics”.

### 1.1.2.1 Opening

Openings are used to begin an encounter. One of the main references on the subject is the work of Schegloff (1986). Openings and related issues vary depending on the nature of interactions. For example, opening of a phone call to a family member or a friend will be organized as follow: (1) summons-answer (the one calling talks first) (2) identification/recognition of each other (3) greetings and (4) how-are-you. Whereas, in primary-care medical visits, opening is sequenced as: (1) greeting (2) securing patients’ identities (2) retrieving and reviewing patients’ records and (4) embodying readiness (sitting down and facing one another). More examples from the literature can be found in (Robinson, 2012).

Another work, by Kendon (1990), focuses on the greeting part, but more precisely the greeting behavior with the associated non-verbal cues. The greeting behavior is divided in three main phases: the distance salutation, the approach

and the close salutation. The distance salutation only occurs if the greeters are far enough such as they need to get closer if they wish to continue the interaction. This phase starts after at least one participant sights the other and demonstrates a wish to engage in a greeting. In case one of the participants has not seen the other one, they signal their presence by vocalizing the other one's name or by clearing their throat. Then, they orient their bodies towards each other and exchange glances in a subtle acknowledgement that the greeting is desired by both. During this phase, people can also wave or give a sign with their head (*e.g.*, nod). The approach is divided into two sub-phases: the distant approach and the final approach. During the distant approach, people tend to look away whereas when the final approach starts (the greeters are 3 meters or less from one another), they look back at each other and, they smile. Finally, there is the close salutation, the most normalized phase of the greeting. It happens when people are 1,5 meters or less from each other's. Then, they can have a non-contact close salutation during which people exchange verbal greetings, or they can hand-shake or embrace (or do something else according to their culture). The greeting is over.

We should keep in mind that these studies and interaction analysis have been done in Western countries, and so that it is different in other cultures.

### 1.1.2.2 Topics

As structures of social interactions have mainly been studied in Conversation Analysis, they call what follows an opening, "topics". Episodes of social interaction, in a conversation context, vary a lot in their contextualized nature, which leads to a large variety of topics and sequences of topics. Interactions that happen in ordinary or institutional contexts can be pre-organized around one or more topics. Robinson (2012) gave examples such as an emergency call or an expected call back by a friend to discuss an expected single item of business.

### 1.1.2.3 Closing

Schegloff and Sacks (1973) is one of the references on closing as well. A closing can be divided into two phases: the topic termination and the leave-taking. The topic termination has a pre-closing statement which signals to the partner the wish to close the conversation. Then, the leave-taking follows the pre-closing statement and its response and, includes the goodbye exchange. Finally, the partners break co-presence, *i.e.*, physically walk apart.<sup>2</sup> In the context of a phone call, Clark and French (1981) defined this co-presence breaking as the *contact termination* when people hang up.

With regards to non-verbal cues, Knapp et al. (1973) listed and analyzed them. The more frequent are eye contact breaking, head nodding, leaning toward the partner and positioning in the direction of the way of leaving.

---

<sup>2</sup>It is not explicitly mentioned in (Schegloff and Sacks, 1973) but they precise in a footnote that it would not make sense if the parties remain in co-presence after having being through the closing sequence.

Now that we have a pretty good idea of what is a social interaction, we are going to take an interest to how one represents what happens in another's mind during an interaction.

## 1.2 How does one represent the others' mental states? – Theory of Mind

Theory of Mind (ToM) refers to the ability to represent others' intentions, beliefs, knowledge, goals, *i.e.*, their *unobservable mental states* (Premack and Woodruff, 1978; Povinelli and Vonk, 2004). This concept is related to other ones which will be described in Section 1.3 such as common knowledge, shared intentions, joint attention and cooperation. Indeed, common knowledge requires ToM as “to know what another knows and to be capable of making the sorts of inferences required for common knowledge, one must have an understanding of others (or an understanding of a particular person) in terms of thoughts and beliefs” (Tollefsen, 2005, p. 82). And thus, shared intention, as stated by Pacherie (2013, p. 1817), “having a shared intention typically presupposes cognitively and conceptually demanding theory of mind skills”. Moreover, some authors showed that ToM development and functioning relied on joint attention (Sodian and Kristen-Antonow, 2015; Camaioni et al., 2004). Finally, it has been shown that ToM improves joint planning and so increases the ability to cooperate in joint activity (Astington and Jenkins, 1995). We can note that Westby and Westby and Robinson (2014) explained that recent research about ToM, showed that ToM is not only to understand what others think, know, believe or intend (cognitive ToM) but that another part of ToM involves thinking about and experiencing the emotions of others (affective ToM). In this thesis, we will leave aside the latter.

As for common knowledge (see Section 1.3.3.6), there is an infinite number of levels, or orders to ToM. Most often, the focus is on the first and the second orders. Perner and Wimmer (1985) defined the “first-order belief attribution” as the estimation of one's beliefs (*e.g.*, I think she thinks that) and the “second-order belief attribution” as the estimation of what one thinks about what another person is thinking or feeling (*e.g.*, I think she thinks I think that). Based on the same principle, Flavell et al. (1968, pp. 49–51) proposed levels of role-taking where the Level 1 is defined as “S thinks (knows, predicts or whatever) that O has such-and-such belief (attitude, feeling, etc.) about something (X), about S himself, about O himself or about some other individual or group ( $O_1$ )” (*e.g.*, “I know how you feel (about something or someone)”). The level 2 is defined as “S thinks that O is aware of (unaware of, dislikes, etc.) S's or  $O_1$ 's thoughts (feelings, perceptions, etc.) regarding X, S, O or  $O_1$ ” (*e.g.*, “I'm sure you know what I think about Bill”).

**And perceptive-taking** ToM is also closely related to another notion that we have not mentioned yet but that is of interest in HRI: perspective-taking, which is mostly studied in psychology, sociology and neurology. These fields

study how people understand each other's and refer to it in different ways: social perspective-taking or role-taking, perspective-taking or empathy (Davis and Love, 2017; Quesque and Rossetti, 2020). Sometimes, ToM and perspective-taking are used interchangeably, as by Charlop-Christy and Daneshvar (2003) defining perspective-taking as an elementary aspect of ToM or ToM can be a synonym of "cognitive perspective-taking" (Barnes-Holmes et al., 2004).

While, some authors, like Westby and Robinson (2014), differentiated them and showed that perspective-taking is an element among others of ToM. Actually, the perspective-taking to which they referred is the one called *visual perspective-taking* which is a type of *perceptual perspective-taking*. Indeed, perspective-taking, as ToM, has several dimensions. Some authors distinguish between *perceptual perspective-taking*, referring to the inference that a person makes regarding another person's visual, auditory, or other perceptual experience; and *conceptual perspective-taking*, referring to the inference that one makes regarding another's internal experience such as their thoughts, desires, attitudes, plans (Marvin et al., 1976).

Others distinguish two different dimensions: "*cognitive perspective-taking* may be defined as the ability to infer the thoughts or beliefs of another agent, while *affective perspective-taking* [or emotional (Hynes et al., 2006)] may be defined as the ability to infer the emotions or feelings of another agent" (Healey and Grossman, 2018, p. 2). According to the task being performed, "Theory of Mind could require emotional or cognitive perspective-taking, or both" (Hynes et al., 2006, p. 375). Cognitive perspective-taking is central to communication, particularly in the creation and understanding of referring expression (*i.e.*, a word or phrase to identify an object) (Krauss and Fussell, 1991).

Another element of ToM that we will discuss is the ability to attribute false belief to others, *i.e.*, make the distinction between the reality and what one can believe about the world (Dennett, 1978), as tasks demonstrating this ability have been extensively used to test theory of mind of individuals, such as the task created by Wimmer (1983) and then extended by Baron-Cohen et al. (1985) which is the most famous false belief task, the Sally–Anne test<sup>3</sup>. In the experiment, children are presented two characters, Sally (who has a basket) and Anne (who has a box). Then, Sally departs, leaving an object A in her basket. While Sally is away, Anne removes the object and hides it in her box. Children are asked to predict, on Sally's return to the room, where Sally will look for the object. Authors used to claim that children being able to answer to this question had ToM whereas others did not.

Theory of Mind can be considered as a facilitator of social interactions, included joint action which we will now present.

---

<sup>3</sup>It has been shown that false belief tasks are not enough to assess ToM (Bloom and German, 2000; Wellman et al., 2001).

### 1.3 What is a joint action?

Several models, concepts, exist to define the frame and the mechanisms into play during a collaborative task and some of them stand out from the crowd to help roboticists to develop collaborative robots: Joint Intentions by Cohen and Levesque (1991), Joint Activity by Klein et al. (2005a), Shared Plans by Grosz and Kraus (1996) or Joint Action by Sebanz et al. (2006).

We chose to focus on joint action as the theoretical fundamentals for our work as there is a dynamic community of researchers, multidisciplinary studying the concept. For example, two workshops<sup>4</sup> are regularly held to discuss it since 2014: *toward a Framework for Joint Action (FJA)* and *Human-Robot Joint Action (HRJA)*. Moreover, we were involved in the JointAction4HRI project<sup>5</sup>.

Even though joint action is extensively studied, multiple concepts are interlaced with it and it not always clear how: collaboration, cooperation, coordination, joint action, joint activity, shared/joint attention, shared/joint intention, shared plan, shared/common/joint goal, (joint) commitment, engagement, mental states, theory of mind, mutual knowledge... Many terms and definitions, whether inside a field<sup>6</sup> or between fields do not reach a consensus. This can be quite confusing, especially for roboticists for which it is initially not the range of expertise.

Thus, we will first give an overview of the more characteristic definitions of what is Joint Action. Then, we will present a non-exhaustive set of notions related to Joint Action, the ones we identified as interested for us, roboticists.

#### 1.3.1 How to define Joint Action?

This section is the result of talks with Kathleen Belhassein and Víctor Fernández Castro and study of the literature from a non-psychologist/philosopher point of view.

An important number of social interactions and encounters are encompassed by the notion of joint action. Broadly considered, joint action is any form of social interaction whereby two agents or more coordinate their actions in order to pursue a joint goal. However, the notion of joint action has particularly been subject to debate in philosophy and psychology. For instance, according to Sebanz et al. (2006, p. 70), “joint action can be regarded as any form of social interaction whereby two or more individuals coordinate their actions in space and time to bring about a change in the environment.”; while other authors (Carpenter, 2009; Cohen and Levesque, 1991; Fiebich and Gallagher, 2013; Tomasello et al., 2005; Pacherie, 2012) resist the idea that instances of mere coordination – *e.g.*, two partners walking side by side – constitute a joint action if they met some necessary conditions like sharing goals and intentions.

---

<sup>4</sup><https://fja.sciencesconf.org>

<sup>5</sup><https://jointaction4hri.laas.fr>

<sup>6</sup>Here, philosophy, psychology or robotics

Moreover, while the notion of joint action is used interchangeably with the notion of *collaboration* or *cooperation* for some authors such as Becchio et al. (2010) and Kobayashi et al. (2018), other authors establish a hierarchy of interactions depending on the processes involved (Amici and Bietti, 2015; Chalmeau and Gallo, 1995). According to (Amici and Bietti, 2015, p. vii), for example, coordination is a fast low-level process of behavioral matching and interactional synchrony which could, but not necessarily, facilitate middle-level processes like cooperation, collaboration or high-level processes like joint action, which requires other resources like turn-taking and alignment of linguistic resources during dialogue. “To date, however, little is known about the exact way in which coordination, collaboration and cooperation are linked to each other”. Looking at the APA dictionary, collaboration is “the act or process of two or more people working together to obtain an outcome desired by all, as in collaborative care and collaborative learning” and “cooperation a process whereby two or more individuals work together toward the attainment of a mutual goal or complementary goals. [...] Often cooperation leads to outcomes [...] but the benefit to each individual is not always obvious” (Sharbrough, 2015). Thus, here the nuance is in the process benefit and not in the temporal level.

If we look at Sebanz and colleagues definition of joint action, it could be considered as a kind of activity (based on the usual sense of the term activity). Thus, some authors use the concept *joint activity* interchangeably with *joint action* (Tollefsen, 2005; Gräfenhain et al., 2013) while others see the joint activity composed of joint actions (Clark, 1996; Klein et al., 2005b). Clark (1996, p. 59) says that “joint activities advance mostly through joint actions”. He defines the properties of a joint activity among which there are: it is carried out by 2 or more participants, each participant has a public role, or they try to establish and achieve joint goals, and they may have private goals. He also highlights the need for coordination: “What makes an action a joint one, ultimately, is the coordination of individual actions by two or more people. There is coordination of both *content*, what the participants intend to do, and *processes*, the physical and mental systems they recruit in carrying out those intentions” (Clark, 1996, p. 59).

Sometimes, it is also possible to come across *collaborative activity* (Tomasello et al., 2005), *collaborative task* (Brennan et al., 2008) or *collaborative joint action* (Godman, 2013) (less frequent). Tomasello et al. (2005, p. 681) claimed that “collaborative activities require both an alignment of self with other in order to form the shared goal, and also a differentiation of self from other in order to understand and coordinate the differing but complementary roles in the joint intention”. Carpenter, one of the authors of this latter article, uses the terms *collaborative activity* and *joint activity* to refer to the same task but giving a social dimension to collaborative activity, being “an end in itself rather than just a means of getting something done” (Carpenter, 2009, p. 384). For Pacherie (2013), joint actions are performed by the partners in order to achieve the joint goal of a collaborative activity or joint activity.

As we can see, it is not possible to propose a unified definition of these terms based on the literature. In this thesis, the word joint action will be used to indiffer-

ently refer to an activity/task composed of several (joint) actions, *i.e.*, a high-level joint action or as a single action, but in both cases, it will imply that it is a “social interaction where two or more individuals coordinate their actions in pursuit of a common goal” (Castro and Pacherie, 2020, p. 7598). We will also use *joint activity* to refer to high-level joint actions. Moreover, HRI often refers to collaborative tasks when the robot and the human perform an activity together, thus, we will also use this term which we consider as involving joint actions.

### 1.3.2 Two possible divisions around Joint Action

Before going through the mechanisms involved in joint action, we will briefly present two divisions of joint action: a temporal division, *i.e.*, the different phases a joint action goes through, and a cognitive model for human agency *i.e.*, the different cognitive levels that are involved in joint action. It seemed necessary to present these two divisions as the processes related to joint action described in Section 1.3.3 are sometimes involved in one phase/level but not in another.

#### 1.3.2.1 Temporal division of Joint Action

As a joint action is a form of social interaction, it can also be divided in three phases as presented in Section 1.1.2: an initiation, a body and a closing (Heesen et al., 2017). Each phase has a role. First, the initial phase establishes among other things the joint commitment, *i.e.*, who is to participate, in what roles (these can vary during the interaction), what actions are there to be performed, and when and where they will be performed (Clark, 2006). Then, in the body, participants coordinate to achieve their goal. Finally, “to complete a joint action, participants first need to arrive at the mutual conviction that they are both indeed ready to terminate it” (Heesen et al., 2017, p. 392), if they achieved their goal for example.

At a lower level of joint action, when considering it as an action and not an entire social interaction, joint action can be seen as a process with two phases: planning and execution. Curioni et al. (2017) proposed a model, specifying what happens in each phase:

- planning:
  - expectations on partner’s intentionality
  - selecting action possibilities
  - establishing commitment
- execution:
  - aligning attention to objects and events
  - maintaining commitment

#### 1.3.2.2 Neurocognitive division of Joint Action

To describe the levels of the cognitive mechanisms involved in joint action, we will base ourselves on the conceptual framework of action established by Pacherie (2008). This framework is particularly relevant for the rest of thesis as it has a lot similarities with the three-layered robotic architecture that will be described in Section 3.2, as discussed in (Clodic et al., 2017). It is based on a dynamic model of intentions and distinguishes:

- A distal intentions level (D-intentions) in charge of the dynamics of decision making, temporal flexibility and high-level rational guidance and monitoring of action;
- A proximal intentions level (P-intentions) that inherits a plan from the previous level and whose role is to anchor this plan in the situation of action, this anchoring has to be performed at two levels: temporal anchoring and situational anchoring;
- A motor intentions level (M-intentions) – which encodes the fine-grained details of the action (corresponding to what neuroscientists call motor representations) – is responsible for the precision and smoothness of action execution, and operates at a finer time scale than either D-intentions or P-intentions

This model of action has then been enriched with the specificities of joint action in (Pacherie, 2012), integrating at each levels the representations and processes associated to the joint‘ action partner. We will not go through the details of it here, but they will be mentioned all along the next section.

### 1.3.3 What is necessary for Joint Action?

This section is the result of talks with Kathleen Belhassein and Víctor Fernández Castro and study of the literature from a non-psychologist/philosopher point of view.

Leaving aside the debate on the concept of joint action, we aim to focus on the mechanisms that enable the consecution of joint actions. What we found to be the mechanism on which every author (or almost) agrees on to say that it is required for a joint action is the *coordination*. This mechanism itself is supported by other cognitive and sensorimotor processes. Also, philosophers introduced another concept involved in joint action which is the *shared intention*.

When thinking about a way to organize this section, studying how the multiple mechanisms around joint action were linked together, we found that it was complicated as some of them intertwined. Thus, after a thorough analysis, we devised Figure 1.1. It is an attempt to represent a number of these processes (the ones one which we focused and that were important for us as roboticists) and how they are connected to each other. It should be seen as a guide and an interpretation of the literature.

We will first present the concepts of *shared intention* and *joint commitment* and then define the concept of *coordination* and its associated mechanisms.



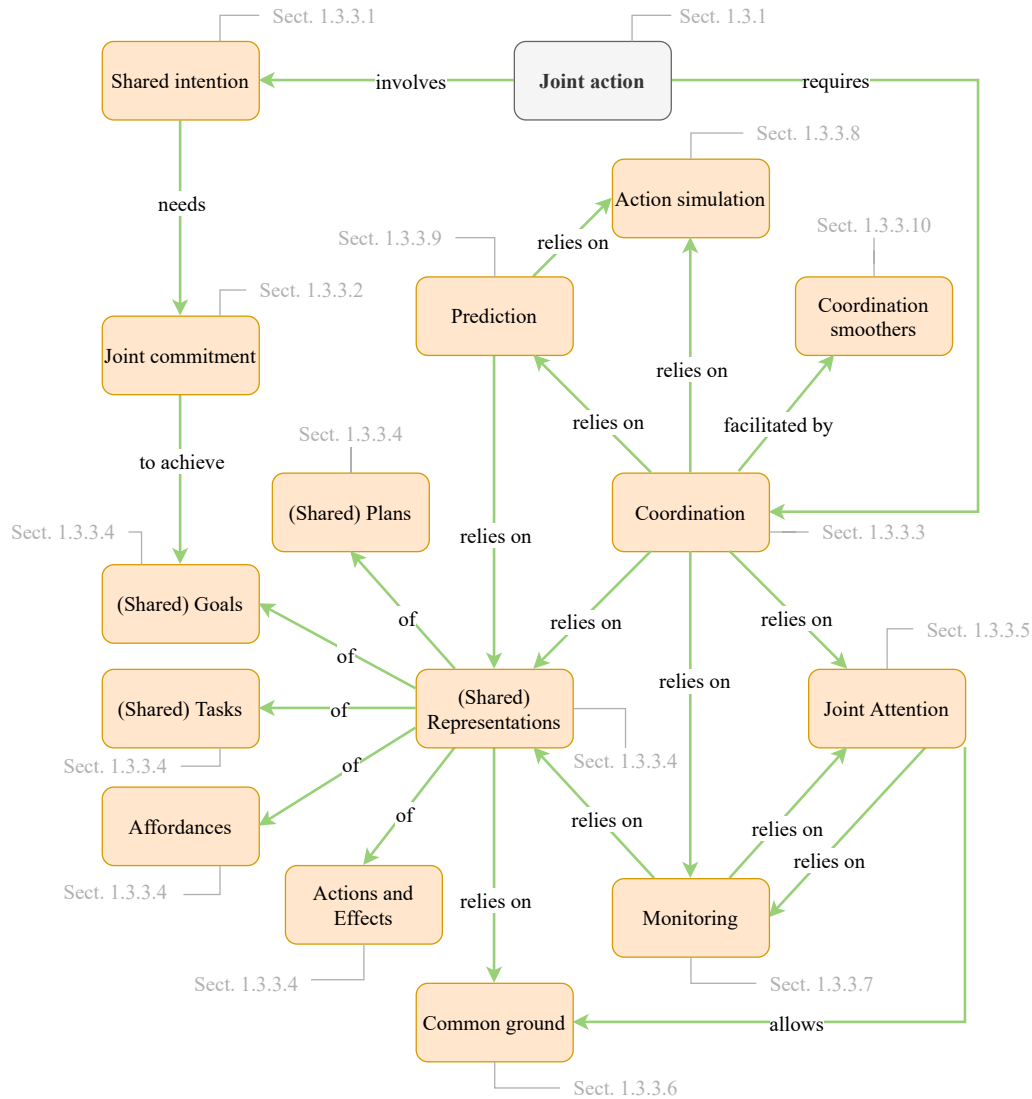


Figure 1.1 – Mapping of the processes we focused on related to joint action.

### 1.3.3.1 Shared Intention

First, before coming to the concept of shared intention, what is an intention? We are going to take a look at three definitions, first from a philosopher (Bratman), then from computer scientists (Cohen and Levesque) and finally from psychologists (Tomasello et al.).

Sometimes, we talk about intention to refer to something we do intentionally (action) or to refer to things we intend to do (mental state). Thus, Bratman (1984) distinguishes both associating the first possibility to what he calls “present-directed intention” (I may intend to start my car now) and the latter to “future-directed intention” (I may intend to start my car later today). But “when I am starting my car it may seem natural to say that I no longer intend to start it, I am starting

it” (Bratman, 1984, p. 379). He chose to concentrate on future-directed intentions rather than present-directed intentions when referring to intentions.

Cohen and Levesque (1990) based their definition of intention on this view of Bratman. They added the notions of commitment and goal: “An intention is defined as a commitment to act in a certain mental state: An agent intends relative to some conditions to do an action just in case she has a persistent goal (relative to that condition) of having done the action, and, moreover, having done it, believing throughout that she is doing it” (Cohen and Levesque, 1991, p. 496).

The definition of Tomasello et al. (2005, p. 676) includes the notion of plan since they defined an intention as “a plan of action the organism chooses and commits itself to in pursuit of a *goal*. An intention thus includes both a means (action *plan*) as well as a goal” (not yet executed).

Now that we have a clearer idea of an intention, we can focus on shared intention. We will start again with Bratman (1993). He considers that two agents have the shared intention to J if and only if they think:

1. (a) I intend that we J and (b) you intend that we J.
2. I intend that we J in accordance with and because of 1a, 1b, and meshing subplans of 1a and 1b; you intend that we J in accordance with and because of 1a, 1b, and meshing subplans of 1a and 1b.
3. 1 and 2 are *common knowledge* between us.

Tomasello et al. (2005), then, use the terms shared intentionality (“we” intentionality) and joint intention. For them, “shared intentionality [...] refers to collaborative interactions in which participants have a *shared goal* (*shared commitment*) and coordinated action roles for pursuing that shared goal”. They based this definition on the work of Gilbert (1989), Searle (1983) and Tuomela (1995). They defined joint intention as a form of shared intentionality where each partner’s “representation of the intention [...] contains both self and other”, as we can see in their illustration, reproduced in Figure 1.2. We can also find other close terms such as Bratman (1993) who referred to Searle and Tuomela about their definition of “we-intention”, highlighting the difference with shared intention. He explained that “we-intentions”, also called “collective intentions” are intention of an individual concerning a group’s or collective’s activity, and there can be such intention even though there is only one individual (falsely believing others are involved). Whereas a shared intention necessarily involved at least two persons. Thus, it can be compared with Tomasello et al.’s definition of joint intention. Some authors such as Tollefsen use joint intention and shared intention interchangeably (Tollefsen, 2005).

Cohen and Levesque took their inspiration from Bratman’s definition of shared intention in their view of joint intention for artificial agents, considering joint intention as a future-directed *joint commitment* to perform a collective action while in a joint (or shared) mental state.

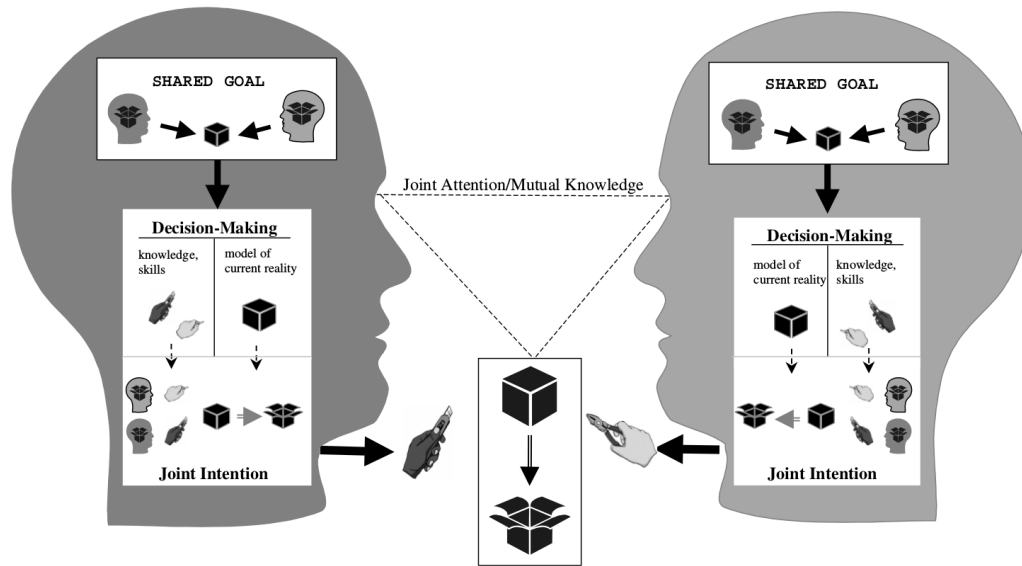


Figure 1.2 – Illustrative example of a collaborative activity by Tomasello et al. (2005). Here the humans have for shared goal to open the box together. They choose a means to perform it which takes into account the other’s capabilities and so form a joint intention.

### 1.3.3.2 Joint Commitment

This section is composed of excerpts from the publication under submission in a volume of the Book Serie Techno:Phil (Fernández Castro et al., 2021).

Commitments can be understood as “a triadic relation among two agents and an action, where one of the agents is obligated to perform the action as a result of having given an assurance to the other agent that she would do so, and of the other agent’s having acknowledged that assurance under conditions of common knowledge” (Michael and Salice, 2017, p. 756). Commitments are not necessarily established through promises or even explicit verbal communication (Ledyard, 1994; Scanlon, 2000; Siposova et al., 2018), however, this basic definition allows us to see the fundamental component of a commitment. But why are commitments important for joint action?

Many authors, in philosophy and psychology, have emphasized the importance of commitments for joint action such as Cohen and Levesque (1991), Clark (2006), Gilbert (2009), Bratman (2014), Michael and Pacherie (2015), Roth (2004) or Siposova et al. (2018).

For instance, in philosophy, Gilbert (2009) and Bratman (2014) have largely argued about the requirements for people to establish shared intentions and their role in explaining social coordination. While Bratman has argued that shared intentions can be understood as an aggregation of individual intentions which only requires individual commitments with general standards of rationality, Gilbert has argued that shared intentions are essentially tied to joint commitments. According to her,

two or more persons share an intention to do something if and only if they are jointly committed to intend as a body to do it. In other words, joint actions require the people involved to impose obligations to each other. Further, Roth (2004) has argued that joint action requires the participants to be committed to the activity in the Gilbert's sense, which also implies contralateral commitments that hold across the other participants in the shared activity. For instance, if Sue and Jack agree on going for a walk together, they share a commitment to carry out the shared action but also, they assume an individual contralateral commitment to keep pace with each other. In brief, commitments are essential for the establishment of joint and individual intentions during shared activities.

In psychology, several authors, such as Clark (2006), Michael et al. (2016) or Siposova et al. (2018), have studied how implicit and explicit communication are used to establish commitments and their importance for coordinated actions. For example, Clark (2006) has emphasized how partners use communicative exchanges like "projective pairs", where one of the participants proposes a particular goal to another (Let's do G! Should we do that?), who then accepts or rejects the proposal. Those exchanges are pervasive in human-human coordinated actions and they serve to negotiate goals, plans and social roles which are translated into an amalgamate of different types of commitments that are necessary for the execution of the general *joint goal*. Michael et al. (2016) suggest that people often use investment of effort in a task as an implicit cue for making the perceiver aware that we expect him to behave collaboratively which often triggers a sense of commitment that motivates actions. Furthermore, Siposova et al. (2018) have found that humans use implicit cues like gaze signals to communicate an agreement or commitment to carry out a task their partner intends to perform.

The most important about joint commitment can be summarized with the words of Gilbert (2013, p. 7): "a joint commitment is a commitment of the two or more people involved. It is, more fully, a commitment by two or more people of the same two or more people", keeping in mind that it "is not a concatenation of personal commitments".

### 1.3.3.3 Coordination

Coordination is a central mechanism to distinguish individual actions from joint actions. There has been an important deal of conceptual and empirical work investigating this process, such as the one of Knoblich et al. (2011) and the one of Pacherie (2012). Coordination relies on several mechanisms (see Figure 1.1). They can be non-intentional – sometimes called emergent coordination (Knoblich et al., 2011) – such as perception-action matching (Brass et al., 2001), perception of joint affordances (Ramenzoni et al., 2008) or action simulation (Sebanz and Knoblich, 2009). As for intentional coordination – sometimes referred to as planned coordination (Knoblich et al., 2011) –, it requires the partners: (i) to represent their own and others' actions, as well as the consequences of these actions, (ii) to represent the hierarchy of sub-goals and sub-tasks of the plan, (iii) to generate predictions of

their joint actions, and (iv) to monitor the progress toward the joint goal in order to possibly compensate or help others to achieve their contributions (Pacherie, 2012).

From Section 1.3.3.4 to Section 1.3.3.10, we present a number of joint action mechanisms on which coordination relies. We chose the ones that seemed: to be the most mentioned in the philosophy and psychology literatures, to obtain consensus about their involvement in coordination and to be relevant to Human-Robot Interaction.

#### 1.3.3.4 (Shared) Representations

As stated by Sebanz et al. (2006), joint action depends on the ability to share representations. Representation sharing is present at different levels, *i.e.*, agents can share representations of objects, events, actions, goals, plans and tasks (Pacherie, 2012; Vesper et al., 2017). These representations enable, among other things, the prediction (see Section 1.3.3.9) of other’s actions.

**Representation of (Shared) Tasks** A task can be described at multiple grains or levels of abstraction (Cooper and Shallice, 2000), the same action can be described as both ‘putting a piece of toast in one’s mouth’ and ‘maintaining an adequate supply of nutrients’. A used definition in psychology is that “a task consists of producing an appropriate action (*e.g.*, conveying to mouth) in response to a stimulus (*e.g.*, toast in a particular context)” (Monsell, 2003, p. 1). Sebanz et al. (2005) extended this definition with the possibility to execute more than one action when responding to a stimulus.

How to share a task? Sebanz et al. (2005, p. 1235) proposed that “sharing a task representation or corepresenting a task then means that an individual represents at least one rule that states the stimulus conditions under which a coactor should perform a certain action”. In another paper, in the context of joint action, Sebanz et al. (2006, p. 73) evoked studies showing the formation of shared representations during collaborative tasks, *i.e.*, an agent knows what the other should do and represents it in a functionally equivalent way to their own. They concluded that it allowed individuals “to extend the temporal horizon of their action planning, acting in anticipation of others’ actions rather than simply responding”.

**Representation of (Shared) Goals** Goal has two meanings leading sometimes to ambiguities: the state-to-reach of the environment (external goal) and the mental representation of a desired state (internal goal) (Tomasello et al., 2005). It is interesting to be aware of this double meaning.

Several authors highlighted the need of the representation of a shared goal for joint action such as Pacherie (2012), Tomasello et al. (2005) or Cohen and Levesque (1991). Sometimes they use the terms common goal (Searle, 1990), joint goal or joint persistent goal. Based on Bratman (1992), Tomasello et al. (2005, p. 680) affirmed that “there is a shared goal in the sense that each participant has the goal that we (in mutual knowledge) do X together” and that “each interactant has goals

with respect to the other's goals". Pacherie (2012) listed as a condition for joint action that each agent has to represent their goals and their coagents goals.

**Representation of (Shared) Plans** An intention is sometimes defined as a plan of actions that an agent chooses to achieve a given goal (Tomasello et al., 2005; Kaplan and Hafner, 2006). As for shared goals, Tomasello et al. (2005) and Pacherie (2012, p. 353) highlighted the need for an agent to represent "their own subplans and the meshing parts of the subplans of others, and some of what they represent is to be performed by others".

Representations, models of plans and shared plans are more studied by computer scientists than by philosophers and psychologists, proposing computational models such as the ones of Grosz and Kraus (1996). They demonstrated that shared (collaborative) plans should not be treated as the sum of individual plans but as plans necessitating from the agents joint intentions, a mutual belief of how to perform the task and eventually individual or shared plans to perform the task's actions.

**Representation of Actions and Effects** Studies showed that when an agent observes an action, a corresponding representation in their action system is activated (Rizzolatti and Craighero, 2004). Sebanz et al. (2006, p. 71) affirmed that representation sharing is essential to joint action, especially action representations, as "individuals could be 'on the same page' action-wise by sharing representations of actions and their underlying goals". Pacherie (2012) evokes the need of agents to have the ability to have not only a representation of actions to be performed, self's and other's, but also their consequences.

**Affordances** The concept of affordances has been introduced in 1966<sup>7</sup> by Gibson, a psychologist, who presented his theory of affordances in (Gibson, 1979). He coined the term to refer to what the environment has to offer to the animal (individual), "what it provides or furnishes, either for good or ill". Then, the term and concept became popular and have been used in other fields than the original one (ecological psychology) such as cognitive psychology, human-computer interaction or design. Osborne (2014) discussed in his thesis, among other things, the history of the word and the different uses and meaning there are nowadays (see also two reviews on affordances (Jamone et al., 2016; Bach et al., 2014)). The definition that is commonly used in HCI/HRI has been introduced by Norman, a design researcher, in 1988 which claimed that "affordance refers to the perceived and actual properties of the thing, primarily those fundamental properties that determine just how the thing could possibly be used" (Norman, 1988, p. 9). Thus, it became associated to the term *action possibilities*.

What about affordances when people are in a joint action? Richardson et al. (2007) showed that when acting together, people take into account not only their motor affordances but also the ones of their partners, helping to decide whether to

---

<sup>7</sup><https://www.merriam-webster.com/dictionary/affordance>

perform a joint action or an individual action with an object. Thus, Knoblich et al. (2011, p. 63) called *common affordance* “when two agents have similar action repertoires and perceive the same object [will likely] engage in similar actions because the object affords the same action for both of them”, enabling coordination as agents perceive the same objects at the same time. They called *joint affordance* when “objects have an affordance for two or more people collectively [(a two-handed saw)] which is not necessarily an affordance for any of them individually”.

### 1.3.3.5 Joint Attention

We will start with two complementary definitions of *attention*. The first one is from Tomasello et al. (2005, p. 677) who say, “attention may thus be thought of as intentional perception (selective attention)”. The second one is from Kaplan and Hafner (2006, p. 138) who define attention as “the temporally-extended process whereby an agent concentrates on some features of the environment to the (relative) exclusion of others”. They distinguish two situations for which the process can occur: (1) passive attention when a salient event happens and thus automatically triggers the attention of the agent, and (2) active attention when the agent is involved in an intentionally directed process and must actively select particular features of its environment.

What happens to this process in the context of a joint action? We then talk about *joint attention*. To perform a joint action, partners need a common goal. Indeed, joint action requires that individuals plan and perform their actions according to their predictions about the other’s actions to reach this goal. Joint attention is a key feature for this purpose, playing a crucial role in “being and acting together” (Tomasello, 1999), as it allows the partners to establish and share a perceptual common ground, necessary to initiate the joint action but also for individuals already engaged in a joint action to coordinate successfully.

Despite this agreement to affirm that joint attention is important for joint action, Siposova and Carpenter (2019, p. 260) stated that “there is still surprisingly little agreement on exactly what joint attention is and how it is achieved”. While for some authors, two agents orienting their attention towards the same referent is a sufficient criterion to speak about joint attention (Butterworth and Jarrett, 1991), others like Pacherie (2012, p. 355) clarified that “the phenomenon of joint attention involves more than just two people attending to the same object or event”. A classic way to define joint attention is the ability to coordinate our attention to the same object of interest (*e.g.*, as shown by Bakeman and Adamson (1984)), enabling us to integrate others’ attentional focus and therefore to experience the world together as described by Tomasello (1999). “The attentional focus of the two persons must be truly joint in the sense that both participants are *monitoring* the other’s attention to the outside entity” (Tomasello et al., 1995, p. 106), thus joint attention cannot exist without mutual knowledge (see Section 1.3.3.6).

To complete this view of joint attention, we can mention Carpenter and Liebal (2011) that highlighted the need (1) to develop mutual knowledge of this coordi-

nated attention, and (2) to represent the other agent’s intentional states or Kaplan and Hafner (2006) that make the notion of *goal* appear in their definition, describing joint attention as (1) a coordinated and collaborative coupling between intentional agents where (2) the goal of each agent is to attend to the same aspect of the environment.

Kaplan and Hafner (2006) noticed that current research in HRI about joint attention tended to focus on “surface behaviors”, like simultaneous looking or coordinated behaviors and not what Tomasello and Carpenter (2007) called socio-cognitive abilities of shared intentionality.

Finally, sometimes it is possible to see references to *shared attention* in the literature, which can be confusing for the reader when no precision or definition is given, differentiating it from *joint attention* or not. Some authors use the two words interchangeably, while some consider that there is a difference between both. There are especially two work mentioning this fact and making a distinction, the one of Emery (2000) and a bit later the one of Triesch et al. (2006). They define joint attention as two people having the same focus of attention while they define shared attention as a more complex form of communication where each agent knows on what the other agent is focused. We can notice that it is quite similar to the definitions of joint attention we gave above.

### 1.3.3.6 Common Ground

Common ground, or common knowledge or mutual knowledge, or mutual belief, these are the words to refer to the same general idea – used by some authors interchangeably (Clark, 1992, 1996) – but sometimes with nuances like for joint attention. Lewis (1969), a philosopher, claims that a proposition P is commonly known among two agents if the proposition is known by the two agents and both agents know that agent A can draw the same conclusions from P that agent B can and vice-versa. In another famous formulation of philosophers (Schiffer, 1972) and psychologists (Thomas et al., 2014), common knowledge must be understood as the recursive belief in which S knows P, Y knows P, S knows that Y knows P, Y knows that S knows P, S knows that Y knows that S knows P, and so on. The subject does not necessarily represent the whole line of reasoning beforehand but should be able to infer it. Thus, we can assume that from the individual point of view, common knowledge or common ground is the information that one may reasonably assume that one and their partner know, and they can also know or infer that the other knows. For our purpose, such information may include goals and sub-goals, intentions (see (Bratman, 1992)), ways to proceed, facts on the environment (see joint attention in Section 1.3.3.5), appropriate scripts and roles, and any other type of information necessary or relevant for the joint action. Cohen and Levesque, computer scientists, consider mutual knowledge about a *joint persistent goal* P, such as “it is true (and mutual knowledge) that until they come to mutually believe that P is true, that P will never be true, or that [the condition] Q is false, they will continue to mutually believe that they each have P as a weak achievement goal



relative to Q and with respect to the team” (Cohen and Levesque, 1991, p. 499).

### 1.3.3.7 Monitoring

An agent can monitor multiple things related to a task: a goal, an action, a task progress, mistakes, another agent, an object... Vesper et al. (2010) showed that an agent typically monitors the task-progress in order to determine whether the current state of the joint action and the desired outcome are aligned. Pacherie (2012) named the monitoring of the progress towards the joint goal as a condition for agent to share a proximal intention. Monitoring the task-progress is not enough. An agent also needs to monitor its partner, especially through joint attention that we presented in Section 1.3.3.5, as attention is a monitoring process and joint attention can be seen as the co-actors’ ability to monitor each other’s gaze and attentional states (Emery, 2000). Then, it is also closely related to the shared representations we presented in Section 1.3.3.4. Indeed, shared task representations enables the monitoring of the individual actions (Knoblich et al., 2011). Sebanz et al. (2006) mentioned “action observation” which seems to be an equivalent to the term monitoring<sup>8</sup>. Action observation and thus monitoring is based on action representations and allows to predict (see Section 1.3.3.9) what others are going to do next. Finally, “monitoring is useful to detect mistakes or unexpected outcomes in one’s own or one’s partner’s performance, enabling one to quickly react and adapt accordingly”.

### 1.3.3.8 Action Simulation

Sebanz and Knoblich (2009); Knoblich et al. (2011) highlighted the need of action simulation for agents to coordinate. Action simulation is the process allowing an agent to predict the timing and outcomes of the given action, by observing the action and applying predictive models of the action in their motor system. Thus, an agent can predict other agents’ actions in real time (Wolpert et al., 2003).

### 1.3.3.9 Predictions

For Pacherie, there are three types of predictions: self-predictions, other-predictions, joint predictions. Self-predictions are the predicted consequences of the agent’s own actions. Other-predictions concern predictions regarding the actions, goals, motor and proximal intentions of their coagent and their consequences. Joint predictions are the agents’ prediction of the joint effects of their own and others’ actions. These predictions allow agents to “decide on their next moves, including moves that may involve helping others achieve their contributions to the joint goal (triadic adjustment)” (Pacherie, 2012, pp. 354-355). (Sebanz et al., 2006, p. 73) support the same idea, claiming that predictions, based either on action observation or on shared representations, “allow one to prepare actions in responses to events”.

---

<sup>8</sup><https://www.merriam-webster.com/thesaurus/monitoring>

### 1.3.3.10 Coordination Smoothers

Coordination smoothers, as their name implies, are one way to facilitate coordination. They are defined as the changes in an agent own behavior to ease the interaction with another one (Vesper et al., 2010). For example, an agent may exaggerate their movements, making them easier to predict for their partner. The change of behavior may concern not only one's own behavior but also the use of objects according to their affordance. Coordination smoothers can be produced automatically such as a nod or be intentional (Michael and Pacherie, 2015).

Joint action is a complex concept and is still investigated. It is not always easy to find one's way among the mechanisms around it and how they are related together. We proposed a representation of the joint action and its components in Figure 1.1 in order to present a clear overview of this key notion.

Joint action brings a framework and principles to follow to help with the development of a collaborative robots. Many mechanisms will be mentioned in the next parts of the thesis as being partially implemented in the robot or taken into account by it during an interaction with a human.

Now, comes the last item from social science we will address, communication. Either verbal or non-verbal, it is a key mechanism of collaboration.

## 1.4 How does one person share information with another? – Communication

This section is composed of excerpts from the publication submitted at *Acta Psychologica* (Belhassein et al., 2021).

An important part of human psychological devices involved in joint action is communicative, serving different purposes – *e.g.*, negotiating, guiding, questioning (Austin, 1962; Clark, 1992; Sperber and Wilson, 1995) and leading to mobilize different types of information. This flexibility allows us to provide information about the relevant objects involved in a task, but also about the emotional or cognitive states of the participants.

Interestingly, humans often establish communicative strategies to facilitate information exchange before the joint action itself. The establishment of *mutual recognition* is fundamental for the initiation of the joint action but also strongly influences its deployment. For instance, establishing mutual recognition facilitates the assignment of roles, which also determines the communicative strategies used during the execution of the action.

Sometimes, people are in situations where social norms, conventions, or scripts are available to regulate our social interactions (Schank and Abelson, 1977; Andrews, 2012; Castro and Heras-Escribano, 2020). For instance, as customers, we usually know how to interact with a waiter in a restaurant because the parties involved know some clear rules of etiquette, social norms and knowledge of how to proceed that regulate the interaction to achieve the joint goal of having a meal.

However, even when these rules and norms exist, human interactions require signaling and communicating different types of information regarding the initiation, maintenance, or the exit of joint action, the acknowledgment of roles assignment, or specificities regarding preferences, goals, and subs-tasks.

According to Michael and Pacherie (2015), participants can face three sources of uncertainty during joint action, which can overlap and influence each other. First, motivational uncertainty refers to the uncertainty of not knowing whether or not the partner is motivated to engage in the overall joint action, a particular goal, or sub-goal, or their degree of motivation. Second, instrumental uncertainty refers to the state of not knowing the other participant's instrumental beliefs on how to proceed, *i.e.*, which roles to assume or when and where to act. Finally, common ground uncertainty emerges when instrumental beliefs and motivations are not mutually manifested. Thus, even if the participants share a goal or agree on how to proceed, they might not know that this is the case. Any communicative act or strategy is directed to reduce common ground uncertainty, making mutually manifest a piece of information that can involve instrumental or motivational states, aspects of the environment, goals, or other relevant information for the consecution of the joint action. In a minimal sense, then, communicative strategies can be defined as overt stimuli generated to activate, add up or update the common ground and knowledge related to a particular joint action.

The recognition of the other as a potential partner for joint action can be carried out by verbal and/or non-verbal communicative cues, which can be more or less explicit at different stages of the interaction. The inferential processes at play in such context have originally been explored in the frame of pragmatic theories, in particular through the notions of relevance (Sperber and Wilson, 1995) or Grice's maxims of conversation (Grice, 1989).

**Verbal** One can engage in communication employing so-called *recognitives* or *observatives*, speech acts whose main function is to call another person's attention upon themselves, or other aspects of the context in order to make them aware that recognition is in place.

An example of recognitives is *vocatives*, like greetings that are precisely used to call a person upon themselves. Vocatives can enable mutual recognition and facilitate role assignment in some contexts (*e.g.*, "Welcome to our restaurant!" in the previous example). Moreover, vocatives are often followed by other speech acts like questions that can help to set the sub-tasks or goals of the joint action (*e.g.*, "What can I do for you today?"). Another example of recognitives is acknowledgments, whose function is to make the other aware that you recognize or take on what they say (*e.g.*, answering "thank you" to the vocative "welcome"). They allow individuals to acknowledge each other's recognition and to ensure the fact that joint action will take place is mutually shared.

The other types of speech act relevant for mutual recognition are observatives, which serve to identify a potential joint goal by directing the other's attention

toward a specific object or event in the near environment. For instance, imagine two hunters searching for prey; when one calls the other “Hey, a deer!”, they can start coordinating to capture the animal. Such speech acts can facilitate the recognition of the other as a potential partner for the joint action and then trigger the set of expectations and anticipations necessary to coordinate and perform the action.

**Non-verbal** *Joint attention* is a kind of communication process, as explained in Section 1.3.3.5, it allows the partners to establish and share a perceptual common ground.

We can also find non-verbal modalities of communication analogous to cognitive or observatives. For instance, communication can stem from subtle cues like the mere reaction to the presence of the other with a frown movement or the search for eye contact. As Brinck and Balkenius (2018) argue, by making eye contact, one individual is attending to the other attending to the first, which can implicitly be regarded as a joint commitment to interact in most social contexts. Likewise, acts of acknowledgements can be performed non-verbally as well: people often direct each other’s attention toward external objects or events through non-verbal reference, whether it involves vocalizations, gestures, and/or gazing (Bates, 1979; Leavens et al., 2004; Brinck, 2008). Non-verbal reference includes four essential actions: a *preparatory behavior* that draws the observer’s attention to the sender, a *communicative-intent indicating behavior* to signal the sender’s attempt to share attention and interact face-to-face with the observer; a *referential behavior*, to orient the other’s attention in the direction of the target object or event; and an *essentially intentional behavior* that orients back the attention to oneself to make sure they understand the act (Brinck, 2008, p. 122-123).

To illustrate non-verbal communication during the execution of joint action, we can take the example of a study on the exaggeration of behavior. In Sacheli et al. (2013) experiments (see also Vesper and Richardson (2014)), for instance, two participants had to synchronously grasp an object in an imitative vs. complementary way, each by acting as a Leader or a Follower. The results showed that when acting as leaders, participants tend to give information to their partners about the action to be performed by accentuating some kinematic parameters and reducing the variability of movements, then increasing their predictability by the follower.

## 1.5 Conclusion

In this chapter, we presented the concepts from psychology and philosophy which were for us a frame, a guide to design and implement an architecture for a collaborative robot, and especially the supervision component of this architecture.

We started with how a social interaction is defined and its structure. It is two people or more, being aware of each other and that their acts and behaviors can influence the other. Usually, there is an opening, “something” like topics of conversation and then a closing. This helped us to defined what we called “interaction

sessions” in the context of HRI (see Chapter 5).

Then, we explored what is beyond the term Theory of Mind (ToM), the ability to represent others’ unobservable mental states, *i.e.*, their intentions, beliefs, knowledge, goals...One with this ability will be likely to better collaborate and coordinate with another than someone without it. Thus, we claim that it is important to devise a collaborative robot with this idea in mind. And so, this is what we have done. Most components of our robotic architecture implement a form of ToM, including the supervision component which is the subject of Chapters 5 and 6.

Next, we dwelt on joint action and the processes on which it relies. Joint action is the frame in which we place our human-robot collaborative tasks. It necessitates, among other things, joint commitment, coordination, shared representations, monitoring and joint attention. We endowed our collaborative robot with such mechanisms, even if sometimes only partly or superficially. It can be seen all along the next parts of the thesis.

Finally, we studied communication, which can be verbal and non-verbal. It is key in human-human interactions and so in human-robot interactions as well. We show how we integrated it in our system in Chapter 6 and Parts III and IV.

The validity of such concepts implemented in a collaborative robot (do they function? are they relevant?...) can be measured through user studies as the one we carried out with a direction-giving robot (see Chapter 8). Or, it can be by the robot evaluating itself the quality of its interaction with a human as shown in Chapters 7 and 8.

# The “special case” of Human-Robot Interaction

---

## Contents

---

<b>2.1 Human-Robot Social Interactions . . . . .</b>	<b>31</b>
2.1.1 Interaction durations . . . . .	31
2.1.2 Interactions organized in phases . . . . .	33
2.1.3 Hierarchical structures of interactions . . . . .	34
<b>2.2 Human-Robot Interaction and Joint Action . . . . .</b>	<b>35</b>
2.2.1 Joint Attention in HRI . . . . .	35
2.2.2 Communication to Facilitate Coordination in HRI . . . . .	35
2.2.3 Theory of Mind in HRI . . . . .	36
<b>2.3 Conclusion . . . . .</b>	<b>37</b>

---

In the previous chapter, we took an interest in the human-human interactions and collaboration in order to be aware of the elements to consider when devising a collaborative robot.

In this chapter, first in Section 2.1, we will analyze how the HRI field defines and frames human-robot social interaction. Then, in Section 2.2, in the context of a collaborative work with philosophers and psychologists, we reviewed some elements of joint action and collaboration which have already been implemented in robotics.

## 2.1 Human-Robot Social Interactions

Now that we have seen how social interactions look like when happening between humans, we are going to see the different ways the human-robot interaction field divided and categorized interactions. It is possible to define an interaction according to its duration as we will show in Section 2.1.1. Then, inside the interaction, what are the different temporal phases? We will see it in Section 2.1.2. Finally, in Section 2.1.3, we will take an interest in a different way to segment interactions: with hierarchical levels.

### 2.1.1 Interaction durations

**Human-Robot Short-term Interactions** Zheng et al. (2013) defined a human-robot *short-term interaction* based on the Unified Theories of Cognition of Newell (Newell, 1994). A short-term interaction corresponds to the “cognitive band” of cognition, during which they focus on individual utterances and speech acts for interactions that last for tens of seconds. They left aside longer-term interactions that can be in the “rational band” (minutes to hours) or the “social band” (days to months).

Gaschler et al. (2012) deployed a bartender robot and defined a short-term interaction as being a customer ordering a drink – from the attention request towards the bartender to the closing of interaction by payment and exchange of polite phrases.

Iocchi et al. (2015) used the *short-term* to refer to short interactions and that are focused on only one particular communicative objective, avoiding long and complex interactions.

Sanelli et al. (2017) gave three characteristics to a short-term human-robot interaction: (1) users are not familiar with the robot, (2) each interaction happens with a different user, and (3) interaction is short in time. Then, the robot has not memory of past interactions.

**Human-Robot Long-term Interactions** A survey has been provided by Leite et al. (2013) about long-term human-robot interactions, where long-term means, most of the time, several interactions between the same human and robot. They defined four contexts for which social robots<sup>1</sup> for long-term interaction have been designed: health care and therapy, education, work environment and public spaces, and people’s homes.

For example, Kanda et al. (2007) performed a field trial at an elementary school in Japan for two months. The children were able to interact with the robot for 32 days in total, during 30 minutes after lunch. The robot could switch between one hundred pre-defined behaviors (*e.g.*, hugging, shaking hand or singing) but not all of them were available during the first interactions with a human. Indeed, they had integrated a pseudo-development mechanism, *i.e.*, the more a child interacts with the robot, the more different behaviors the robot displays to that child. Also, the robot confided personal-themed matters to children who have often interacted with it (*e.g.*, “I don’t like the cold”). These abilities allowed the robot to maintain the children’s interest even after the first week whereas in a first experiment where the robot’s behavior was the same all along the two months, most children stopped to interact with the robot from the second week.

In their discussion, Kanda et al. raised an interesting question: “How Long Should ‘Long-Term’ Be?” They found out that some authors considered that two months is a long-term interaction. They also pointed that some Human-Computer Interaction studies on long-term interaction last five weeks. In their survey, Leite et al. gave their point of view, which seems well thought. Indeed, argued that it is

---

<sup>1</sup>actually, some of the robots featured in the survey are not social robots such as a Roomba or the Personal Exploration Rover (PER)

more important to look at the number of interaction sessions and the duration of these sessions (a five minutes-interaction is different from a one hour-interaction). For them, an interaction can be considered as long-term when the user becomes familiarized with the robot to a point that their perception of such robot is not biased by the novelty effect anymore. This definition raises another question: when does user's familiarization with the robot become stable? But we will not discuss it here.

### 2.1.2 Interactions organized in phases

Among work on short-term or long-term interactions, some authors organized interactions in phases which have sometimes similarities with the phases of social interactions described in Section 1.1.

Gockley et al. (2005) organized an interaction in three phases: greeting, core of the interaction and departure. In the greeting phase, Valerie, the robot receptionist, greets people who might be interested in engaging in conversation. Thus, people are classified into "attentional" states:

- present (people a bit far and moving): Valerie does not pay attention to them
- attending (people closer): Valerie greets them
- engages (people next to the desk but on the side): Valerie acknowledges their presence but does not expect input from them
- interacting (people in front of the keyboard): Valerie prompts them for input if they are not typing.

In the core of interaction, either Valerie can tell her (fictive) story or chat. Her story is subjective and evolve over time. It is about her social life, her lounge singing career, her therapy business, and her job as a receptionist. Furthermore, Valerie has a chatbot system which is very simple. Inputs from visitors are from a keyboard, for easier control and reliability. Finally, at departure, when a person leaves the "interacting" region, Valerie signals the end of the interaction by saying "goodbye".

Kidd and Breazeal (2008) presented robot which is a weight loss coach. They introduced here the notion of states of relationship. They are three: initial (for the first few days of interaction), normal, repair. According to the state of relationship, the robot answers/questions/speech will not be the same. Kasap and Magnenat-Thalmann (2012) designed their system so, to each user, corresponds an interaction session. Each session is composed of four dialogue phases: welcome, warm up, teach and farewell. The system has a memory of users and past interactions. In the memory, is recorded the context (initial state and goal), contents (events) and the outcome (goal succeeded or not). A bit similar to the relationship state defined by Kidd and Breazeal (2008), they defined a notion that they call relationship level. It is computed based of the emotional interactions from the episodic memory associated to a user. It influences the mood level of the robot and then the facial expression and the speech.

In the work around a bartender robot, JAMES (Gaschler et al., 2012), they organized the interaction in three phases (or states) but from two different viewpoints,



the of the customer and the one of the bartenders. From the customer viewpoints, the phases are: (1) attention request towards bartender, (2) ordering of one or more beverages, and (3) closing of interaction by payment and exchange of polite phrases. Then, in reaction of each phases, there are the ones from the bartender viewpoint: (1) acknowledging the attention request, (2) serving the ordered drink, and (3) asking for payment. They left open the possibility to have sub-phases inside phases.

We can also find, in Lee et al.’ work (Lee et al., 2012), the notion of structure of interaction: interactions start with the vendor identifying the customer, greeting and engaging in small talk with the customer, engaging in the snack transaction, and then enacting social leave-taking.

### 2.1.3 Hierarchical structures of interactions

Not only, interactions can be organized in phases but also in levels. For example, Dautenhahn et al. (2002); Ogden et al. (2001) defined two levels of approach for human-robot interactions, a global one and a local one. The *global level approach* defines a unit of interaction as being relatively large (long sequences of interaction or large units of interaction), such as the script for a greeting as described by Kendon (1990). At this level, an interaction may be seen as a unit similar to a schema or script, in the computer/cognitive science senses of these terms. They named this level of interaction a “Global Interactional Unit (GIU)”.

Furthermore, a GIU can be divided in phases, each of which has associated behaviors. Behaviors have meaning and their meaning depends on the phase in which they occur, the context (*e.g.*, a ‘wave hello’ vs. a ‘wave goodbye’). Their *local level approach* is a much smaller unit, often as simple as an action and a response to that action. They claimed that this view of interaction has the advantage of greater flexibility and robustness compared to the globally structured view. Flexibility is a result of the possibility of specifying acts that may occur in many global interactional structures. But, they are aware that, as contextual details are ignored, the ability to assign a specific meaning to an action is lost.

In his thesis, Kuo (2012) insists about this flexibility and the re-usability. A lower level of design is more appropriate for reuse. For him, a unit of interaction corresponds to an “interaction cue” (or social cue) that a robot can perceive and act upon or express in an interaction. These cues can be verbal, non-verbal, or a combination of both (multi-modal interaction). A complete episode of interaction should be constructed through composition of interaction cues with some common patterns repeated over the course of the interaction (*e.g.*, awareness of human presence).

The work presented here in Section 2.1, dealt with human-robot social interactions. They considered the interactions from different points of view. Thus, several dimensions should be taken into account when designing, structuring a human-robot social interaction: how long, how often do we expect the robot to interact with a particular person? what is the context, what are the interaction phases the

robot is expected to meet? are there multiple levels in the interaction?

Now, we will reduce our scope, going from social interactions to joint action in HRI.

## 2.2 Human-Robot Interaction and Joint Action

The study of human-human joint action is important to understand how to make robots better companions and partners for humans. However, it does not mean that they should imitate humans, as they are machines, they have their own abilities and have to develop their own strategies (Bradshaw et al., 2017) (*e.g.*, displaying an arrow on the floor while navigating (Chadalavada et al., 2015; Coovert et al., 2014)).

In the context of the JointAction4HRI project<sup>2</sup>, a non-exhaustive review of existing robotic systems integrating but also recognizing in humans joint action mechanisms has been done, focusing on joint attention, communication to facilitate coordination, and Theory of Mind.

### 2.2.1 Joint Attention in HRI

Joint attention is essential to joint action (see Section 1.3.3.5). Some authors showed that a robot initiating (*i.e.*, triggering the attention focus of the partner on the object of interest) (Imai et al., 2003), responding to (*i.e.*, gaze following of the partner’s gaze or gesture) (Yu et al., 2010), and ensuring joint attention (*i.e.*, monitoring of the other’s attention) (Huang and Thomaz, 2010) improves the task performance and is perceived as more natural. Moreover, some studies have shown the benefit of eye-gaze management, and by this way, joint attention management, whether to help coordination during shared plan execution (Lallée et al., 2013) or to help the human with decision-making (Boucher et al., 2010, 2012). Thus, human pointing gesture recognition as been investigated such as in (Nickel and Stiefelhagen, 2007) or eye-gaze signaling (*e.g.*, (Staudte and Crocker, 2009) or see review (Admoni and Scassellati, 2017)).

### 2.2.2 Communication to Facilitate Coordination in HRI

As seen in Section 1.4, communication is important for joint action. It is useful to negotiate, guide, question or realign the beliefs between agents as divergences might occur (Cohen and Levesque, 1991). In this section, we will see how robots can do to communicate and understand communications about: (1) their internal state or the human partner’s one, and (2) intentions.

**Internal state communication – Expressions** It is not always obvious for the human to know what the robot is “thinking”, *i.e.*, to know in what internal state is the robot (*e.g.*, everything is ok, a failure occurred, etc.). The robot also needs

<sup>2</sup><https://jointaction4hri.laas.fr/>

to be able to estimate human mental states. Roboticians developed different ways to do so.

We found that robot communicating their internal state using lights, dialogue, gestures/moves or facial expressions has been developed. Some of them are also able to analyze human face or voice to detect their emotion or expression. Kim and Kwon (2010) designed a robot using all these features to generate expressions according to its knowledge about the task execution state, in a task where the robot has to guess the object the person has in mind among pre-defined several objects through questions and answers. Expressions are generated based on a set of criteria. For example, when the robot computes that it is in an unexpected state, it generates surprise. Moreover, they endowed the robot the ability to discriminate between the human partner’s happiness, sadness and anger.

In the same spirit, we can find a robot recognizing and generating expressions through voice, in relation to the task state and goal (Scheutz et al., 2006).

Finally, we have to mention the work of Breazeal which investigated a lot display of emotions/expressions in human-robot interaction. We can distinguish two types of communication: (1) a robot, which has a caregiver, has a motivation system in order to regulate the interaction intensity of its caregiver by expressing eight emotions with facial expressions (Breazeal et al., 1998; Breazeal, 2004), and (2) a robot has the ability to recognize four communication intents (approval, attentional bid, prohibition, soothing) and to react to them through speech (Breazeal, 2002, 2003)

**Communication of intentions** As explained in Section 1.3.3.10, coordination smoothers facilitate the prediction and legibility of a partner’s action. For example, investigations about how the robot could communicate its intention during navigation have been carried out.

Some authors chose to have the robot communicating its intention using lights (Szafir et al., 2015), comparing this method with a communication using the head orientation and finding it better (May et al., 2015).

Others worked on making the robot navigation legible, improving its predictability by the human (Dragan et al., 2013; Alami et al., 2006; Khambhaita et al., 2016). A last method to communication navigation intention is by projecting arrows on the floor as well as a map (Chadalavada et al., 2015; Covert et al., 2014). Not only robot navigation should be legible but also its gestures, when handing over an object to the human (Sisbot and Alami, 2012), or opening a door (Takayama et al., 2011) for example. Finally, a lot of work can be found on human gestures recognition so the robot could predict human’s action intentions (*e.g.*, (Barros et al., 2017; Chang et al., 2018)).

### 2.2.3 Theory of Mind in HRI

Theory of Mind (ToM) is related to joint action as shown in Section 1.2. One of the first work to bind robotics and ToM is Scassellati (2002). He proposed a model of a

ToM implementation for a robot, inspired by two models from psychology: Leslie’s Model of Theory of Mind (Leslie, 1984) and Baron-Cohen’s Model of Theory of Mind (Baron-Cohen, 1995). Scassellati’s model focused on two abilities: to make the distinction between animate and inanimate visual stimuli (following Leslie’s perceptual world division into animate and inanimate spheres), and to identify gaze direction (enabling the shared attention mechanism as emphasized by Baron-Cohen).

Over the years, others tried to tackle this issue, especially focusing on perspective-taking abilities. For example, Hiatt and Trafton (2010) designed and implemented a model simulating a human with the ability to deal with false beliefs. They demonstrated it with the Sally–Anne test presented in Section 1.2. Milliez et al. (2014) endowed a robot with the ability to pass the Sally–Anne test, constructing a semantic representation of the world based on its estimation of the human’s point of view.

Perspective-taking abilities have been used in robotics for several purposes. Berlin et al. (2006) presented a simulated robot able to take the visual perspective of a human teacher (the virtual camera) and showed how this ability could be used for learning in human-robot interaction. Hiatt et al. (2011) presented a humanoid robot reasoning on possible beliefs the human partner could have endowing the robot with the ability to deal with uncertainty about the estimation of the human’s beliefs. In another work, perspective-taking allows the robot to solve ambiguous references to an object (Ros et al., 2010). Others make use of perspective-taking to improve human action recognition (Johnson and Demiris, 2005). Endowing a robot with a perspective-taking ability can also serve to support the implementation of an autobiographical memory (a meaningful stored knowledge acquired during interactions) (Pointeau and Dominey, 2017). Finally, it can also be a way to help the robot to elaborate plans, adding communication actions to solve divergent beliefs (Warnier et al., 2012), to explain plans to the human with a level of details depending on their knowledge (Milliez et al., 2016) or to manage shared plans execution (Devin and Alami, 2016).

## 2.3 Conclusion

The presented work is very interested and important for the HRI community. We focused on joint attention and communication because of the project context then we explored ToM as it is an important aspect for the supervision. What is brought out when exploring the joint action aspects in HRI is that the models and implementations proposed often lack a more general vision of joint action, focusing on a particular aspect (Belhassein et al., 2020). We tried to take this into account and to tackle this issue when devising JAHRVIS.



## Part II

# The Challenge of Social Interaction Management

## **Introduction to part II**

We explore robotic architectures and Belief-Desire-Intention (BDI) which have inspired us to implement the architecture in which JAHRVIS in the puppeteer.

Then, we present Deliberative Architecture for COllaborative roBOT (DACOBOT), our architecture dedicated to human-robot collaboration and the components composing it. Each component has been thought to be used in a HRI context.

# Architectures for Collaborative Robots, Decision and Execution

---

## Contents

---

<b>3.1 Existing Architectures for Collaborative Robots . . . . .</b>	<b>41</b>
<b>3.2 The updated LAAS Architecture – DACOBOT . . . . .</b>	<b>43</b>
3.2.1 Specificities . . . . .	43
3.2.2 Architecture components . . . . .	45
<b>3.3 Conclusion . . . . .</b>	<b>49</b>

---

Robots are machine which need to perceive, decide and act. There are multiple ways to endow a robot with such abilities, with different levels of complexity. When a robot has a complex and generic software architecture, based on models which might be inspired by other fields like psychology, philosophy, neurology, it is referred to as cognitive robot or autonomous robots or intelligent robot...We are interested in such architectures but designed to be implemented in collaborative robots. And, we take an interest in a particular function of these architecture: the decision-making, the supervision of the task, of the interaction.

## 3.1 Existing Architectures for Collaborative Robots

“An integrated cognitive architecture can be defined as a single system that is capable of producing all aspects of behavior, while remaining constant across various domains and knowledge bases” (Chong et al., 2007, p. 104). Kotseruba and Tsotsos (2020) reviewed cognitive architectures starting 40 years ago until nowadays. They accounted around three hundred of them and chose to focus their review on 84. However, the term *cognitive architecture* often refers to an architecture modeling human cognition (Howes and Young, 1997) and what interest us is to endow robots with cognitive and interactive abilities, not always basing ourselves on human cognition.

Some cognitive architectures such as ACT-R has been adapted for human-robot interaction (ACT-R/E) (Trafton et al., 2013). The architecture aims at simulating how humans think, perceive and act in the world, strongly based on theory of mind. It is interesting but to understand humans is not enough to make the robot a good



collaborators for them, as it lacks abilities concerning the human-aware task and action execution.

A very complete architecture, CRAM, dealing with problems such as manipulation, perception, plans or beliefs management has been developed by Beetz et al. (2010). However, this architecture is more designed for a robot acting alone than a robot acting in collaboration with a human.

The work of Scheutz and colleagues is compelling, as they proposed a generic architecture, DIARC, for cognitive robots collaborating with humans (Scheutz et al., 2006, 2019). In this context, it handles perception, dialogue and different kind of actions. But, the architecture lacks real modeling and awareness of the human at each level.

Rossi et al. (2013) presented an architecture to handle multi-modal interaction. In their system, users are able to express their instructions as combinations of different modalities considering that redundancy can be useful. The system is built upon a multi-layered late fusion approach, based on classification. In addition, the system is designed in a way to be easily extensible and easy to modify (*e.g.*, possibility to add or remove a modality, possibility to change the classification strategies). The system has been used for example to handle pick-place-carry tasks interacting with a robot through gestures and speech. However, this is for robots following human orders only, and not handling planning and plan execution.

Another architecture worth to be mentioned is the DAC-h3 architecture by Moulin-Frier et al. (2017), inspired by biology. It is designed for a robot maintaining social interactions with humans, able to tell narratives and to acquire knowledge thanks to its interactions with humans. As it is mainly dedicated to knowledge acquisition and expression, it lacks planning and execution abilities.

As part of the Platform-Independent Cooperative Human Robot Interaction System, Lallée et al. (2012) proposed an original architecture for learning and executing shared plans. They developed a way to encode actions in terms of perceptual changes based on motor primitives descriptions. That way, the robot is able to learn new actions as perceptions. Their actions can take several arguments (*e.g.*, AGENT put the OBJECT on the RECIPIENT) which enables the system to react and generalize when faced to a new context. The system takes as inputs spoken language interaction and visual perception. It is very interesting but focuses on robots learning objects, actions and plans and not really on collaborative tasks handling.

Finally, there is the architecture developed and implemented by Lemaignan et al. (2017) for collaborative robots. All deliberative components of the architecture are human-aware, *i.e.*, all of components except the sensorimotor layer. By human-aware components we mean components explicitly taking humans into account, *i.e.*, its actions, preferences, abilities, and this based on social norms and models. This architecture is based on the philosophical BDI model developed by Bratman et al. (1987, 1988). It has 3 main concepts defined as the following in computer science:

- *Beliefs*: They are a representation of the agent's knowledge about the world.

“[They] can be viewed as the informative component of system state” (Rao and Georgeff, 1995, p. 313). It is not the word “knowledge” that has been chosen to define this concept because what the agent perceives of the environment is in fact the likely state of the environment. There is no certainty, its sensors are not accurate or could malfunction. This way of distinguishing knowledge and beliefs is one that can be found in the literature of distributed computing (Lamarre and Shoham, 1994).

- *Desires*<sup>1</sup>: They are a representation of the motivational state of the system. They provide “information about the objectives to be accomplished or, more generally, what priorities or payoffs are associated with the various current objectives” (Rao and Georgeff, 1995).
- *Intentions*: They are a representation of the currently chosen course of action (plan). It is the deliberative component of the system. The selected course(s) of action are determined with a deliberative function, according to the beliefs and desires (Rao and Georgeff, 1995, p. 313).

## 3.2 The updated LAAS Architecture – DACOBOT

In this section, we present an overview of the robotic architecture, Deliberative Architecture for COLlaborative roBOT (DACOBOT), that we collaboratively developed with Guillaume Sarthou and Guilhem Buisan. This architecture model, shown in Figure 3.1, has been inspired by the architecture developed by Lemaignan et al. (2017), mentioned in the previous section. These architectures are descendant of one of the first architectures for autonomous robots, developed by Alami et al. (1998). They have a common characteristic: they are divided into three levels, the decisional level, the execution level and the functional level. Well, these three levels can be compared to the levels presented in the theoretical framework developed by Pacherie and presented in Section 1.3.2.2, which is a strong advantage for a robotic architecture dedicated to HRI.

### 3.2.1 Specificities

All the architectures presented in Section 3.1 are very interesting, but we decided to focus on the last one presented, developed by Lemaignan et al.. It seemed relevant to us to pursue this work started in our lab by expanding the components features and refining, consolidating the interactions between these components. The component names and functions of both architectures are the same but most of the implementations are all new and the way they rely on, interact with each other, is as well. All the components of the DACOBOT are designed to be human-aware, making the global system human-aware, which is quite rare.

---

<sup>1</sup>In one of the first implementation, PRS, “Goals” notion was used instead of “Desires” (Georgeff and Ingrand, 1989), then they use it in an interchangeable way in (Georgeff and Rao, 1991) and finally choose “Desires” (Rao and Georgeff, 1995) with the definition given in the AI literature, *e.g.*, desires can be many at any instant and may be mutually incompatible. Therefore, a goal will be a chosen desire (Cohen and Levesque, 1990) and concurrent goals are consistent.

With this architecture, we focus on a given type of Human-Robot Interaction: collaborative tasks, joint actions. In this context, the human and the robot share a common space and exchange information through multiple modalities (speech, gesture, gaze). The robot should be able to act on its environment, by manipulating objects and navigate among humans. This function is assured by the Motion Planners and Executors presented in Section 3.2.2.3. In order to be aware of its environment, the robot needs perception modalities which are handled by the sensorimotor layer, it can be cameras, lasers, motion capture, force sensors, etc. To avoid each component having to process the data itself in order to be able to use them, the Situation Assessment, presented in Section 3.2.2.1 converts them from geometric data to symbolic data. Moreover, it endows the robot's visual perspective-taking (see Section 1.2). Then, these data are stored in Knowledge Bases which are introduced in Section 3.2.2.2, one for the robot and another for the human. Finally, the heart of the architecture, the decision-making process is located in the Supervisor which is the focus of Chapters 5 and 6. In order to make its decisions, the Supervisor relies on the KBs, the communication through the Natural Language Processing (NLP) and especially the Task Planners presented in Section 3.2.2.4. Once the decision made, it controls the robot through the Motion Planners and Executors and the NLP. All communication between the components goes through ROS (Quigley et al., 2009).

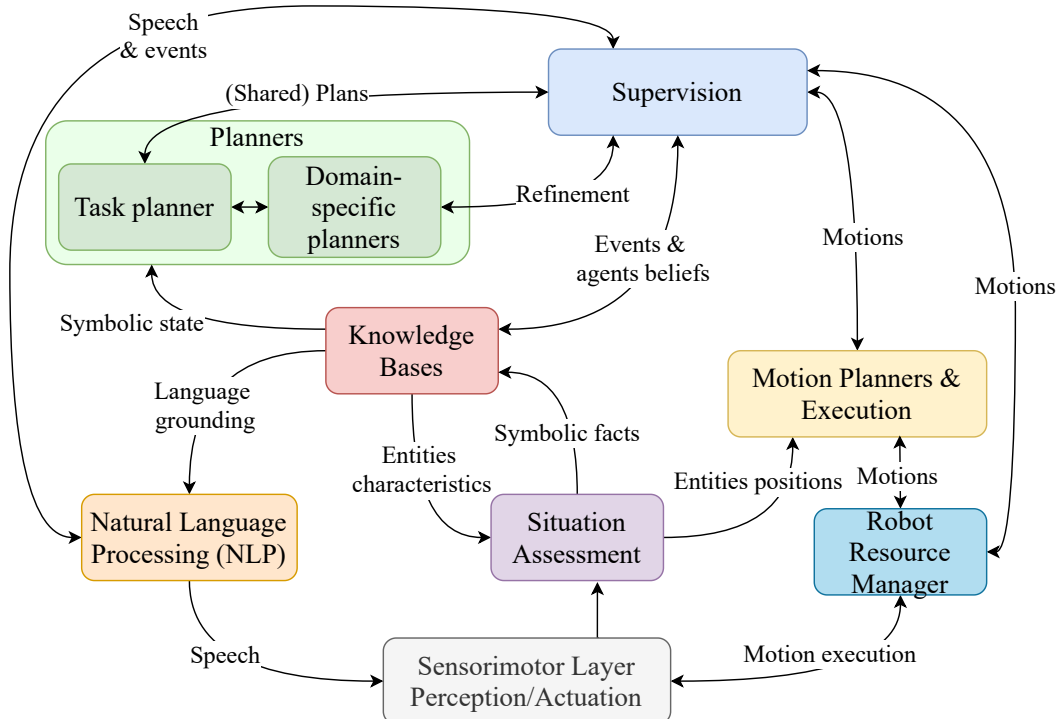


Figure 3.1 – Overview of the Deliberative Architecture for Collaborative roBOT (DACOBOT).

### 3.2.2 Architecture components

#### 3.2.2.1 Situation Assessment

The Situation Assessment has two roles:

1. to gather different perceptual information and build a geometric representation of the world (*i.e.*, elements have associated 3D coordinates), composed of objects and agents; the module runs reasoning processes to interpret this geometric world into a symbolic world, grounding *symbolic facts* which specify object properties, relations between the objects, and relations between the involved agents and the objects. Such component can be implemented with framework like Toaster (Milliez et al., 2014) or Underworld (Lemaignan et al., 2018).
2. estimate the human’s perspective and build an estimation of their world representation; it is the first step allowing to implement the Theory of Mind principles (see Section 1.2).

Thus, the Situation Assessment represents the state of the world like it is perceived by the agents, the human and the robot. It is in the form of symbolic facts, such as *isOnTopOf(cube\_1, cube\_3)* or *isReachableBy(cube\_2, human\_0)*. The first element of this triplet is called the property, the second one is the subject and the last one is the object.

#### 3.2.2.2 Knowledge Bases

Knowledge management is central in a robotic architecture. As this architecture is specific to HRI, the knowledge handling should be as well. Indeed, during an interaction, belief divergences may arise between agents and thus how this should be represented? Each agent, human and robot, should have their own knowledge base. Software developed by Guillaume Sarthou with whom we collaborated closely allow this. They are two of them: Ontologenius<sup>2</sup> (Sarthou et al., 2019a) for the semantic knowledge and Mementar<sup>3</sup> for the episodic one. They are fully adapted to HRI applications by representing the robot’s knowledge and the estimation of the partners’ knowledge separately, which refers to the psychological concept of the “self-other distinction” as coined in joint action studies (Pacherie, 2012).

**Semantic knowledge base** stores common-sense knowledge based on three concepts, in the form of an ontology<sup>4</sup>: (1) classes representing the possible types of objects known by the agent (*e.g.*, Cube is a class inheriting from the class Pickable), (2) properties which can denote both the attributes of objects (*e.g.*, the color) and the relations between the objects (*e.g.*, which object is on which other one), and

<sup>2</sup><https://github.com/sarthou/ontologenius>

<sup>3</sup><https://github.com/sarthou/mementar>

<sup>4</sup>An ontology is a way to represent knowledge

(3) object instantiations also called individuals (*e.g.*, `cube_3` is an object present in the environment, of the class `Cube`).

It is in charge of representing the environment elements meaning, the objects and agents' types (*e.g.*, a cube is an object), their applicable properties (*e.g.*, `cube_1` has color blue), the descriptions and parameters of the actions, a part of the language model with verbs or pronouns, and their names in natural language.

Besides, it is also in charge of representing the current symbolic world-state (the computed facts, *e.g.*, `isOnTof(cube_2, table_1)`) and thus the instantiation of the concepts in terms of physical (*e.g.*, this particular block) or abstract (*e.g.*, this particular action instance) entities. Moreover, it reasons on it, making deductions and links between facts, creating new ones (*e.g.*, after receiving `isOnTof(cube_2, table_1)` and it computes `isUnder(table_1, cube_2)`). Finally, it stores knowledge about activities grounded in space and time (*e.g.*, object\_1245 has been put on the table\_2 by robot (action ID 475)).

To access to the knowledge stored in Ontogenius, the Supervisor can make a request to know if a given fact exists or ask an information about a class, a property or an object instantiation (*e.g.*, the Supervisor can ask the human understandable name of `pick_action` which is “pick”). Another way is to subscribe to updates (addition or deletion) for given facts (*i.e.*, facts necessary to the task or the Supervisor functioning). It is useful for keeping updates about the environment and avoid to being snowed under too much data. For example, the Supervisor can ask to receive every update (addition or deletion) of any fact belonging to the type `isOnTopOf(Cube, Table)`. In this case, it will receive the addition of `isOnTopOf(cube_2, table_1)` but not of `isOnTopOf(spoon, table_1)`. It is possible to either specify the class or individual of the subjects/objects that should be concerned by the subscription, or to receive every fact (*e.g.*, it can subscribe to receive additions of the human looking at the robot `[add]human_0|isLookingAt|robot` or to receive all updates about every object that the human looks at `[?]human_0|isLookingAt|?`). The way the Supervisor chooses which fact it should receive is described in Chapter 6.

**Episodic knowledge base** is represented as a timeline, keeping track of the symbolic facts computed over time (*e.g.*, action ID 475 started at 3286 seconds and was over at 3290 seconds), either by the Situation Assessment, the Semantic Knowledge Base or the Supervisor. One of the possible uses is to refer to past actions when communicating with the human (Sarhou et al., 2021a).

### 3.2.2.3 Human-Aware Motion Planners and Execution

The motion planners allow the robot to execute human-aware motion actions. According to the task needs, several planners might be involved for a same task. Indeed, in a task requiring object manipulation, the robot will need a motion planner able to plan for pick, place and drop actions, such as MoveIt<sup>5</sup> or GTP which

<sup>5</sup><https://moveit.ros.org/>

is human-aware (Waldhart et al., 2016), and a home-made software handling the execution these trajectories<sup>6</sup>. Moreover, in collaborative tasks, an agent might be led to hand over an object to their partner, in this case could be used a dedicated planner (Mainprice et al., 2012). Finally, the robot might need to move in the environment, but when moving in an environment with humans, it should navigate being aware of them for safety and legibility. Thus, the robotic architecture should integrate co-navigation planner and executor such as HATEB-2 (Singamaneni and Alami, 2020).

These planners produce trajectories and moves on request of the Supervisor. During execution, they send feedbacks and results about the state execution, in this way the Supervisor can receive data about errors, unexpected events or the estimated remaining time of execution. It allows the Supervisor, then, to decide and act based on this information.

#### 3.2.2.4 Human-Aware Task Planner

We can distinguish two situations in which a collaborative robot needs a human-aware task planner: (1) when it performs a task on its own but a human is nearby and so it should consider potential conflicting actions with them, and (2) when it performs a task with a human. In the first situation, it might consider asking the human's help whereas in the second one it needs to plan for both agents' actions.

The human-aware task planners generate symbolic shared plans in which each agent, human and robot, has actions of the task assigned to them, depending on criteria such as programmer-defined costs, minimization of the human's effort, and their preferences and comfort. Such plans are constructed to be as respectful as possible of social constraints which benefits to the also human-aware Supervisor. However, the human is neither an agent that the planner can directly control or an agent that will know the complete plan. Thus, it allows the robot to plan by emulating the human decision, action, and reaction processes.

We worked with two human-aware task planners: Hierarchical Agent-based Task Planner (HATP) (Lallement et al., 2014), and a recent and prototypical planner called Human Aware Task Planner with Emulation of Human Decisions and Actions (HATP/EHDA) (Buisan and Alami, 2021).

The Hierarchical Agent-based Task Planner (HATP) proposes a hierarchical approach to multi agents task planning. This Hierarchical Task Network (HTN)-based planner is able to elaborate a multi agents plan based on a single HTN tree. HTN planning aims at decomposing abstract tasks into primitive tasks by choosing from a list of available context-dependent refinements for each abstract task, ensuring that preconditions and effects of refined primitive tasks are satisfied throughout the created plan. This formalism is suitable for human-robot interactions as it allows the robot to communicate about the plan more easily. HATP has been especially designed to integrate a number of features that are meant to promote the synthesis of plans that are acceptable by humans and easily if not trivially understandable

---

<sup>6</sup>[https://github.com/YannickRiou/pr2\\_mtc](https://github.com/YannickRiou/pr2_mtc)

by them. It allows to specify the humans and robot capabilities in terms of actions they can execute. Several aspects such as human preferences and comfort, estimation of human effort to achieve a task in a given context and “social rules” are used in a cost-based approach to build “sufficiently good” human-robot shared plans.

The Human Aware Task Planner with Emulation of Human Decisions and Actions (HATP/EHDA) also proposes a hierarchical approach to multi agents task planning. This approach relies on a representation of each agent considered by the planner, with their own beliefs, agenda, stream of execution and action model. The action models are represented as HTNs which are explored consecutively yet differently if the agent is controllable (robots) or uncontrollable but rational (humans). We highlight two main advantages over HATP. The first one is the computation of conditional plans, allowing to anticipate situations where the human may perform multiple different actions equally making the plan progressing, or may decide to act or wait for the robot to act. Then, the decision of which branch of the plan to follow is postponed at execution time and handled by the Supervisor. Another advantage is to explicitly represent robot to human communication needs for beliefs alignment, goal sharing or action requests. Indeed, HATP generates plans in which it is unknown what needs to be communicated to the human or what can be easily guessed (*i.e.*, which is predictable) by the human. Finally, like in HATP, it is possible to define “social costs functions”. By doing so, the planner can penalize non-acceptable sequence of robot actions (*e.g.*, serving a meal just after taking out the trash) or non-satisfactory human required contribution (*e.g.*, or requesting the human to perform small tasks multiple times instead of giving the big picture of the real task to perform).

### 3.2.2.5 Supervision

The Supervision is the puppet master of the system, embedding the robot high-level decisions, controlling its behavior and trying to react to contingencies, always considering the human it is interacting with. It is not standalone, relying on the components described above to be able to take decisions, be aware of the environment and make the robot moves. It will be the subject of Chapters 5 and 6.

---

### 3.3 Conclusion

In the context of this thesis, it was important to present the robotic architecture in which the supervisor is integrated. Indeed, it cannot run the robot by itself, it needs the features offered by the other components but not whatever planner or navigation for example. It relies on human-aware ones.

We presented an overview of existing robotic architectures, with some of them dedicated to human-robot collaboration. We chose to carry on the development of the robotic architecture designed by our research team a few years ago. The new architecture we conceived has the same component blocks than the one of Lemaignan et al., however all our components are different, and we refined and reinforced the links between the components, especially with the Knowledge Base.

We introduce the components of the architecture: the Situation Assessment, the KBs, the Human-aware Motion Planners and Executors, the Human-aware Task Planners and the Supervision. We voluntarily left aside the NLP and the perception as no one in our research teamwork one these subjects. We use freeware or open-source software to perform our experiments. As we can see, our architecture is quite sophisticated which makes the supervisor essential to manage all these components during an interaction. After giving the global picture of the system, we will focus on the supervisor in the next chapters.





# The central and pivotal role of Supervision

---

## Contents

---

<b>4.1</b>	<b>State of the art . . . . .</b>	<b>51</b>
<b>4.2</b>	<b>The Needs and Wants of a supervision system to manage interaction . . . . .</b>	<b>52</b>
<b>4.3</b>	<b>Which tool to implement a supervision? . . . . .</b>	<b>54</b>
4.3.1	The Choice of the Programming Framework . . . . .	54
4.3.2	Programming with Jason . . . . .	55
4.3.3	Jason Integration with ROS . . . . .	62
<b>4.4</b>	<b>Conclusion . . . . .</b>	<b>65</b>

---

The supervision component is the binder of a robotic architecture. In this chapter, after a review of the state of the art, we will propose a set of requirements for interaction management: the needs and wants of a supervision system to manage interaction. Then, we will have a look on tools to implement such a supervision system.

## 4.1 State of the art

Without it, there is no task, no interaction happening, it controls the other components of the architecture. Indeed, what we define by ‘supervision’, in the context of HRI, is the higher level of the architecture, the process involving real-time decision-making, eventually based on plans, and action execution and monitoring. When speaking about joint action, we think it is the component that should handle coordination, communication, monitoring, repair strategies and eventually joint attention and common ground alignment, based on shared representations.

We can find in the literature multiple work proposing components with a part of these features. The ones that we will present have been a source of inspiration, from far or close, for the contributions of this thesis. We will start with the oldest one, Shary, which has been developed in our laboratory. It is a component dedicated to supervision for human-robot interactions, with a strong emphasis on communication, allowing to execute shared plans and to monitor human and robot actions (Clodic et al., 2009). Chaski is a task-level executor, focusing on coordination

and decision-making. It takes as input shared plans with deadlines and minimize the human idle time when executing of these plans (Shah et al., 2011). There is also Pike an online executive that unifies intention recognition and plan adaptation to deal with temporal uncertainties during Shared Plan execution (Karpas et al., 2015). Görür et al. (2017, 2018) developed a robot able to handle unexpected human behavior, the first one being the human doing an action irrelevant to the task and the second one being the human not wanted the robot assistance. For this, they developed a human model and have a monitoring of human’s actions and endow the robot with the abilities to be reactive and proactive. Similarly, Baraglia et al. (2017) proposed a reactive and proactive robot, being able to help when requested by the human or when detected. Iocchi et al. (2016) presented a framework which generates and executes robust plans for service robots. It allows to not explicitly represent all possible situations the robot would face (*e.g.*, low battery means the robot should not navigate) and also to face unpredicted situations where an action failed with no alternative solutions. They implemented it by separating the state variables needed at both planning and execution and the one needed at execution time only. Finally, Devin and Alami (2016) implemented a supervisor allowing the robot to estimate the human’s mental state about the environment and the states of the goals, plans and actions, while executing shared plans.

It was difficult to find other works on decision-making and control dedicated to human-robot collaboration than the ones presented here, which shows that this subject is not tackled enough. First, it is not so often that complete robotic architectures run autonomously on a real robot and interact with a human. And, when they do, the supervision system is frequently not existing, the task being scripted, or is strongly designed for a specific task, preventing to be re-used in another context. Moreover, even when the work meets the criteria not scripted and not strongly built for a specific task such as the one of Iocchi et al., there is no code or documentation to re-implement their system.

## 4.2 The Needs and Wants of a supervision system to manage interaction

A part of the control features presented here is inspired by Devin (2017). Indeed, we intended to pursue her work, re-implementing a part of her software using Jason, a BDI framework presented in Section 4.3, instead of if/else statements in C++, giving our software more flexibility, readability and genericity. Then, to go further, we developed the Joint Action-based Human-aware superVISor (JAHRVIS)<sup>1</sup>, a more complete approach of a supervision component dedicated to HRI which tries to satisfy multiple requirements, trying to consider joint action as a whole:

---

<sup>1</sup>Also almost the acronym for “Just A Rather Very Intelligent System”, see <https://en.wikipedia.org/wiki/J.A.R.V.I.S>.

- **Be generic.** The objectives developed in the rest of this list are valid for most collaborative tasks. Thus, it seemed essential for us to develop a software not dedicated to a particular human-robot task but able to handle plans for various tasks.
- **Take into account the human partner.** In HRI, the human and the robot are partners. As seen in Section 1.3, partners perform better when taking each other into account. Thus, by considering human abilities, perspective and mental states, the supervisor makes the robot a better partner for the human.
- **Leave decisions to the human.** In some cases, it is not useful, even counterproductive that the robot plans everything beforehand. Indeed, such elements such as the human action parameters, or who should execute a given action when it does not matter, or the order in which some actions should be executed, can be decided at execution time. Thus, we propose a supervisor handling two types of plan allowing to give latitude to human decisions and actions: conditional plans, and plans extending “Agent X” shared plans (Devin et al., 2017).
- **Recognize human actions.** To monitor the plan progress, the robot should be able to monitor the human by recognizing their actions or being able to tell if they are idle.
- **Handle contingencies.** The robot has a shared plan, this is one thing, but to execute it and lead to the goal success is another one. Indeed, first, it is not sure that the human has exactly the same, and failures can happen. Therefore, sometimes not everything is like the robot had planned and the decision and execution manager has to tackle this. Thus, it should be able to handle a certain number of contingencies.
- **Manage relevant communications.** As stated in Section 1.4, communication is one of the keys of collaboration. Therefore, it is important to endow the robot with the ability to manage relevant communication actions, verbal and non-verbal.
- **Consider the interaction outside collaborative tasks** A robot dedicated to collaborative tasks, in a real-life context, will interact with humans outside or between these tasks. We propose to consider this fact by defining what we called *interaction sessions*. An interaction session gives a frame to the interaction and allows to take into account a number of facts from one task to another or from one session to another.
- **Adapt to the human experience, abilities or preferences.** Humans are all different, because of their experience, abilities or preferences among other things. A robot taking into account its previous interactions with a human (*e.g.*, behaving differently with a novel user or an experienced user) or adapting to their abilities (*e.g.*, some people cannot climb stairs, a robot guide can indicate the elevator instead) will improve the efficiency and the quality of the interaction, and the user’s experience.

### 4.3 Which tool to implement a supervision?

In this section, we will present the framework we chose as a base for our supervision software. First, we explain how we did this choice and then the internal mechanisms of the framework. The supervision component itself, JAHRVIS, we will be presented in the next Chapters.

#### 4.3.1 The Choice of the Programming Framework

Restart from scratch or base oneself work on an existing software? This is the question which has been studied at the beginning of this thesis work about the implementation of the supervision software. It was possible (1) to develop the wanted features using the code<sup>2</sup> of the previous PhD student working on the supervision, Sandra Devin, (2) to choose among existing software dedicated to decision and execution for Human-Robot Interaction, (3) to choose among existing software dedicated to decision and execution for robotic platforms, and (4) to develop a new software from scratch.

The obvious drawback of (4) is that it takes a lot of time to start a new software from scratch and that it often leads to reinvent the wheel. Then, first we looked at existing solutions. Concerning the possibility (1), Devin had developed interesting features, but the code is not modular and it was difficult to add new features or to modify the existing ones without breaking everything. Thus, there was the solutions (2) and (3) left. When looking for existing software to manage human-robot interactions, we could not find any open-source one with a minimum of features, documentation and not entirely dedicated to a given task. Therefore, we turned ourselves toward robotic framework. We compared existing open-source decision-making and execution software for robots. To cite a few, there is the PetriNetPlans library introduced by Ziparo et al. (2011) which is a framework for planning and execution. Beetz et al. (2010) developed CRAM, a software implementing reasoning mechanisms that can infer control decisions. A framework to implement hierarchical state machines is available among ROS libraries, SMACH<sup>3</sup>, defined as “task-level architecture for rapidly creating complex robot behavior”. Or, a C++ library to create behavior trees has been developed, called BehaviorTree.CPP<sup>4</sup>. Finally, there are several implementations of the BDI model presented in Section 3.1 such as JAM (Huber, 1999), Jadex (Braubach et al., 2005), SPARK (Morley and Myers, 2004), dMARS (d’Inverno et al., 1998), OpenPRS (Ingrand et al., 1996) or Jason (Bordini et al., 2007).

As a first step, for prototyping and respecting project deadlines, our choice went to SMACH because its compatibility with ROS and its facility to be used. Then, it was no surprise, it became more and more difficult to program complex robot behaviors, state machines were not enough powerful. Thus, we examined possibilities

---

<sup>2</sup><https://github.com/laas/supervisor>

<sup>3</sup><http://wiki.ros.org/smach>

<sup>4</sup><https://github.com/BehaviorTree/BehaviorTree.CPP/>

for our second choice. After a comparison considering potential compatibility with ROS, possible integration with the other software of our architecture, availability of documentation, users' feedbacks, maintenance, and possibility of code modifications, our choice went to Jason designed by Bordini et al. (2007) which is a Java interpreter of AgentSpeak created by Rao (1996). It has the advantage to be a BDI (Beliefs, Desires, Intentions, see Section 3.1) agent-oriented framework, fitting with our architecture. The BDI framework implements a process, called the reasoning cycle or more commonly the sense-decide-act cycle (Albus, 1991), deciding step by step, which action to perform to reach a goal. It allows more modularity than state machines to handle contingencies and events. It also facilitates reasoning on agents' – humans and robot – beliefs. We chose this framework among the BDI ones and not another because it is implemented in Java and thus was compatible with `rosjava`<sup>5</sup> (*i.e.*, ROS implementation in Java), it is still developed and maintained, it is well documented (theoretically (Bordini et al., 2007) and implement-ally<sup>6</sup>) which allows source code understanding and modifications, and there is a mailing list for users and its archives available<sup>7</sup>.

### 4.3.2 Programming with Jason

As said above, Jason is a BDI-based framework, allowing what is called *agent-oriented programming*. Originally designed for multi-robot programming, it can be used for other purposes such as ours. How does it work?

We explained in Section 3.1 that there were three main concepts involved in BDI models: beliefs, desires and intentions. Well, Jason's purpose is to program agents. Thus, each agent has beliefs, desires and intentions. The beliefs are what it perceives, acquires from other agents and computes. They can produce desires, *i.e.*, states of affairs the agent wants to achieve. Then, the agent deliberates on its desires and choose to commit to some of them, *i.e.*, the chosen desires become intentions. To satisfy its intentions, the agent executes procedural programs, called plans, leading to actions. The procedural knowledge is written by the programmer.

The programming of the behavior of an agent is in the AgentSpeakLanguage (ASL). The program is designed by a user, a programmer. A program contains, among other things, plans. These plans have actions. An action is described by a Java program, written by the Jason's user. Then, to run, a program uses the decision loop, so called the *reasoning cycle*, integrated to Jason. It is possible to customize some functions of the reasoning cycle by overloading or adding Java functions of the agent's constructors, belief base and reasoning cycle.

---

<sup>5</sup>[https://github.com/rosjava/rosjava\\_core](https://github.com/rosjava/rosjava_core)

<sup>6</sup><http://jason.sourceforge.net/api/>

<sup>7</sup><https://sourceforge.net/p/jason/mailman/jason-users/>

### 4.3.2.1 Agents

In the ASL program of an agent, it is possible to see plans, beliefs, desire and test goal. First, let's see a very simple example of program with the agent Bob<sup>8</sup>, presented in Listing 4.1. Bob has one initial (*i.e.*, given by the programmer, not acquired by perception) belief which is `happy(bob)`. A belief is a property, here `happy`, which can have whatever number of arguments (including zero), here `bob` and a source (*e.g.*, `source(percept)` means that the belief has been acquired through perception, `source(self)` means that it has been computed by the agent itself and `source(alice)` means that it has been received from the agent Alice). Then, he has one initial desire which is recognizable by `!`. And finally, he has a plan allowing to achieve the desire `say(hello)`. A plan is triggered by an event, here `+!say(X)` (*i.e.*, the event is that the goal `say(hello)` has been added), has a context (*i.e.*, a precondition), here `happy(bob)` and has a body which contains the actions to execute, here `.print(X)` (with `X` being a variable – variables have their first letter in upper case). If we remove the initial belief `happy(bob)` from the first line, as the program is written and considering that Bob is the only agent, he cannot print hello, as the precondition of the plan will not be true.

```
happy(bob).  \\belief

!say(hello).  \\desire

\\plan
+!say(X) : happy(bob) <-
    .print(X).
```

Listing 4.1 – ASL program of Bob, a Jason agent

In another example, illustrated by Listing 4.2, Bob has no initial belief nor initial goal. He has plans for two events: starting to believe he is happy and having the goal to say hello. We can see that there is also a program for another agent, Alice. She has an initial goal, her, which is to inform bob that he is happy. Therefore, we can see that an agent can add a belief in another agent's belief base. When Bob gets the information that he is happy, this triggers his first plan, creating for him the goal `!say(hello)`. As Bob does not believe that today is Monday, he can trigger his second plan to say hello. In this plan, there are three elements: a print action, a wait action and the addition of a new goal. And thus, here, we are in the presence of a recursive plan which never ends.

```
\\bob.asl
\\for example purposes, the precondition is true
\\but it can be logical expressions with beliefs,
\\functions...
```

<sup>8</sup><http://jason.sourceforge.net/mini-tutorial/hello-bdi/>

```

+happy(bob) : true <-
  !say(hello).

+!say(X) : not today(monday) <-
  .print(X);
  .wait(500);
  !say(X).

\\alice.asl
!inform.

+!inform : true <- .send(bob,tell,happy(bob)).

```

Listing 4.2 – ASL programs of Bob and Alice, two Jason agents

#### 4.3.2.2 Actions

To give an idea of what looks like the Java program of an action, here is an example of a Java function for the action `.print` in Listing 4.3.

```

public class print extends DefaultInternalAction {
  @Override
  public Object execute(TransitionSystem ts, Unifier un,
    Term[] args) throws Exception {
    String sout = argsToString(args);
    System.out.print(sout.toString() + "\n");
  }
  return true;
}
}

```

Listing 4.3 – `.print` action

In Jason, there are two types of actions defined: *environment actions* and *internal actions*. *Environment actions* allow an agent to act within its environment, usually producing effects visible by other agents. Whereas, *internal actions* are designed to be run internally within an agent such as the print action and can be used to return values or booleans. When being executed, there are not handled the same way in the Jason's reasoning cycle. The definition of which type an action should be falls to the programmer, which should choose according to their need.

We have seen what looks like the program of Jason agent. Now, we are going to see how it is run by the Jason interpreter.



### 4.3.2.3 Reasoning cycle

Each agent has what has been coined a *reasoning cycle*, composed of 10 steps. It resembles a decision loop, running each step one by one and starting again at the first one. The steps 1 to 4 are dedicated to the belief update of the agent. The steps 5 to 10 describe the interpretation of the ASL program. In these latter, an event is selected, as well as a plan corresponding to this event and then the first formula (*e.g.*, an action or a goal) of the plan is executed. It is illustrated by Figure 4.1. The steps are the following ones, in this order:

1. **Perceiving the Environment:** Each agent has a Java function called `perceive`. This function can retrieve data from a simulated environment or be customized by the programmer to get actual perception data. The function outputs a list of beliefs, along with their source (*e.g.*, `<isOn(box1,table)[source(percept)], color(box1,red)[source(percept)]>`).
2. **Updating the Belief Base:** The agent's belief base is updated with the perception data. Each change in the belief base generates an event (*e.g.*, `+color(box1,red)[source(percept)]`) and if later the color of the box is not part of the perception data anymore, it will be `-color(box1,red)[source(percept)]`).
3. **Receiving Communication from Other Agents:** It checks if an agent received a message from another agent such as the message Bob received from Alice in Listing 4.2. A message can be a belief, a plan, a goal or a questioning on a given belief.
4. **Selecting 'Socially Acceptable' Messages:** It is a function the programmer should customize. It allows agent to refuse messages or types of message from some given agents based on some rules written in Java by the programmer, *e.g.*, no message from the agent Alice.
5. **Selecting an Event:** Events are either perceived changes in the environment or changes in the agent's own goals. There is a queue of events and at each reasoning cycle only one is selected to be handled. The default method to select it is a FIFO but, as every function of the reasoning cycle, it can be customized.
6. **Retrieving all Relevant Plans:** From the selected event, it tries to find all the relevant plans for this event, in the plan library, *i.e.*, the plans written by the programmer in ASL. The function tries to find the plans that can be *unified* with event, *i.e.*, the ones with their left part (the trigger) matching the event. For example, if the selected event is `+color(box1,red)[source(percept)]` and in the plan library there are these six plans:

```

+position(Object,Coords) : true <- .print(Coords).
+color(Object,red) : true <- .print(nice).
+color(Object,red)[source(self)] : true <- .print(
    nice).
+color(box1,Color) : true <- .print(nice).
+color(Object,Color) : false <- .print(Color).
+color(Object,blue) : true <- .print(so-so).

```

then there are three relevant plans (the last one is also relevant because what is looked for here is the triggers only and not the preconditions):

```

+color(Object,red) : true <- .print(nice).
+color(box1,Color) : true <- .print(nice).
+color(Object,Colour) : false <- .print(Colour).

```

7. Determining the Applicable Plans: It takes the list of relevant plans and sees which ones are applicable. To do so, it looks at the context (the preconditions) of the plans. The context can be beliefs, prolog-like rules, internal actions, logical expressions or booleans. If we look at the example of the previous step, there were three relevant plans. Their contexts are simple booleans. Two of them are true, the other one is false, thus the two first plans are applicable.
8. Selecting One Applicable Plan: It takes the list of applicable plans and selects the one that will be elected to become an intention, *i.e.*, to be executed. As usual, this is a customizable function for which the default behavior is to take the first plan in the order of the plan library, *i.e.*, in the order written by the programmer. Still with the same example, thus, the one plan to be selected is the first one, `+color(Object,red) : true <- .print(nice)`. If the event was external, *i.e.*, from perception, it creates a new intention, adding it to the set of intentions. Then, the agent has a new *focus of attention*. If the event was internal, *e.g.*, a belief addition inside a plan, then the selected plan is added on the top of the existing intention.
9. Selecting an Intention for Further Execution: As seen in the previous step, an agent can have more than one intention in the set of intentions, each representing a different focus of attention. Then, at this step is chosen the intention of which the formula will be executed. The default function chooses the first intention of the list. After execution of the formula, the intention will go at the end of the intentions list.
10. Executing One Step of an Intention: The first formula of the selected intention is executed (this number is also customizable and the programmer can choose that an agent execute more than once formula in the same reasoning cycle). It can be an internal action, an environment action, a goal, a belief addition or deletion and two other types that will not be developed here.

Therefore, each agent has a reasoning cycle running repeatedly, independent from the other agents' reasoning cycle. Interactions between each agent happen through the messages they send to each other's and eventually the effects they produce on the environment which are then perceived by the other agents.

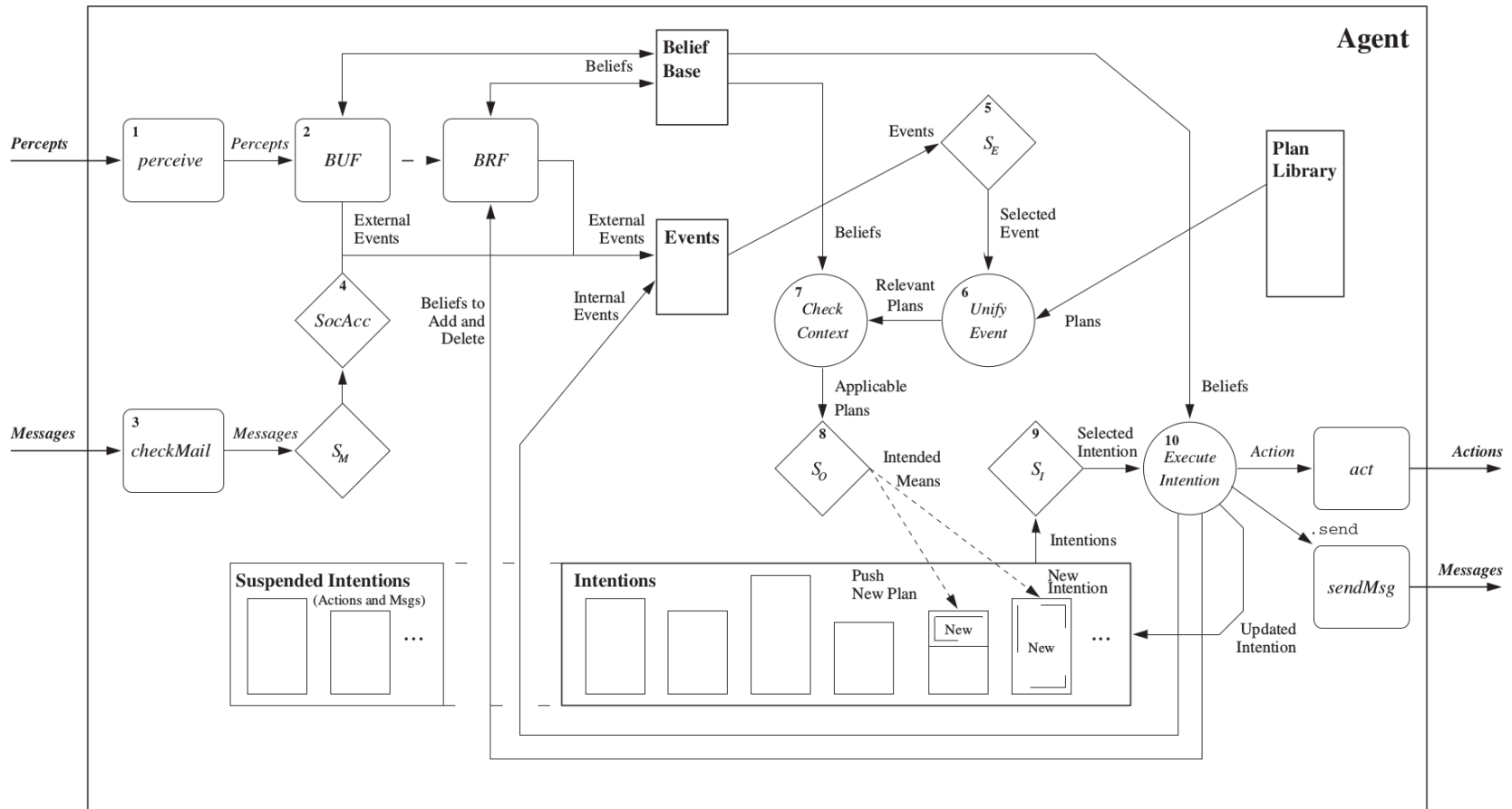


Figure 4.1 – The Jason reasoning cycle (Bordini et al., 2007). Each step presented above has its numbered corresponding box.

#### 4.3.2.4 Plan failure handling

For the case where a plan fails (*e.g.*, an action fails – there are other reasons for which a plan could fail but we will not discuss the details here), Jason integrates a mechanism handling failures. It consists in cancel the execution of the plan and generating a triggering event for a contingency plan whose prefix is `-!`. If the contingency plan can be found – written by the programmer –, it is executed. Then, if the plan which originally failed was a subplan of another plan, this plan will continue normally.

An illustration is given in Listing 4.4. The result of the execution of this agent file would be the printing “unknown error” and then “bye” in case of the failure of the `robot_speech` action execution with an instantiated speech module. Indeed, the initial goal `speak` creates the subgoal `say_hello`. Unfortunately, the action `robot_speech` fails with an empty error message, generating the event `-!say_hello[error_msg(Msg)]`. There are two plans for this event but as `Msg=""`, the second one is chosen, printing “unknown error”. Then, `speak` continues in the same way it does when goal `say_hello` is achieved successfully, printing “bye”.

```
!speak.

+!speak : true <-
  !say_hello;
  .print(bye).

+!say_hello : true <-
  robot_speech(hello);
  .print(hello).

-!say_hello[error_msg(Msg)] : .substring(Msg,
  no_speech_found) <-
  .print(no speech module was found).

-!say_hello[error_msg(Msg)] : true <-
  .print(unknown error).
```

Listing 4.4 – Example of plan failure handling

### 4.3.3 Jason Integration with ROS

The robotic architecture presented in Section 3.2 uses the ROS framework (Quigley et al., 2009) to enable communication between its components. Thus, to be able to build a supervision software based on Jason, we needed to interface it with ROS as well. At the time, there was no available bridge between Jason and ROS, Jason being extensively used in simulation contexts. Thus, we developed our own – and

at about the same moment, the Jason’s developers started to develop theirs (Silva et al., 2020) (what we realized a bit later), both using rosjava. We tackled the problem in very different ways. A user of their implementation only needs to fill one perception (topics) and one action (topics/services) manifests to link the system with ROS and then implement their agent in ASL. Thus, it is quite easy to use. However, it has drawbacks. Therefore, action requests are directly sent from ASL to the hardware controller, with no possibility of Java processing. Moreover, action status/result can only be boolean which is not enough for a system like ours needing to perform service queries of data to the external Knowledge Base for example. Finally, there is no bridge with action servers which are often used for motion planners for example.

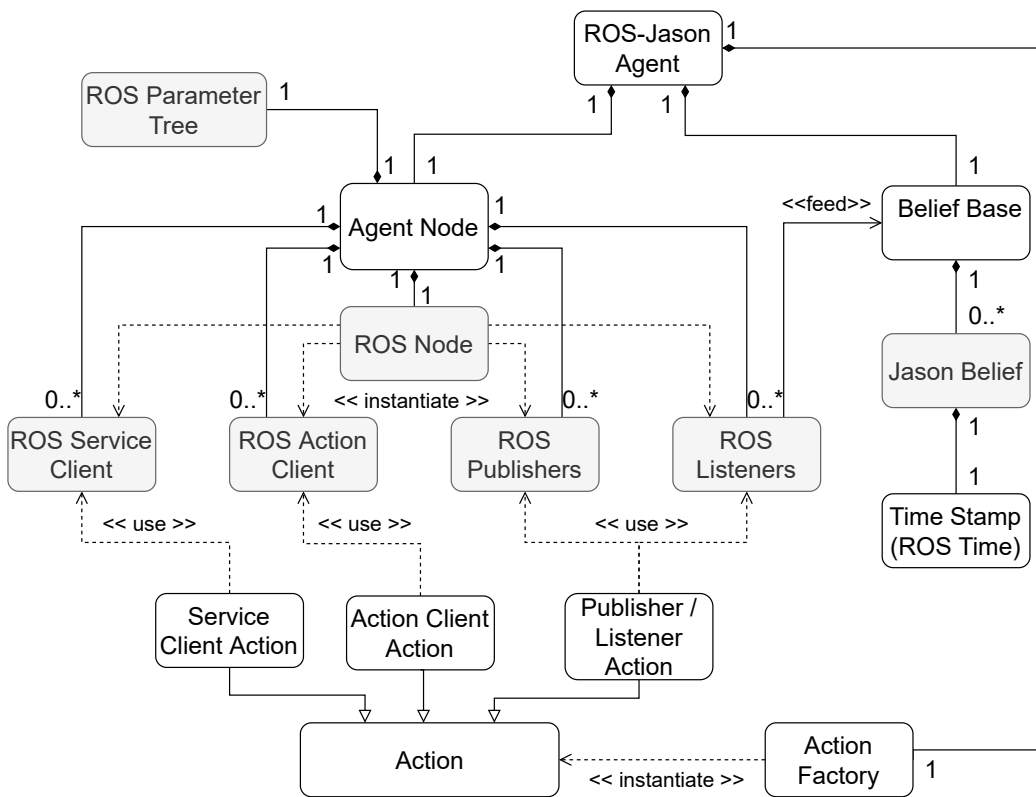


Figure 4.2 – Simplified Java class diagram of our ROS-Jason implementation. In white are our customized classes and in grey the native ROS and Jason classes.

A simplified Java class diagram of our implementation<sup>9</sup> is presented in Figure 4.2. We defined for each Jason agent a customized Java class (ROS-Jason Agent (RJA) on the figure) which has an Agent Node, an action factory and a belief base where all beliefs are time stamped with the roscore time.

An Agent Node has an attribute, the ROS Parameter Tree, allowing to load YAML parameters from files in which, among other things, are written services,

<sup>9</sup><https://github.com/amdia/rjs>

topics and action servers info, as shown in Listing 4.5, a bit similarly to the manifests of Silva et al. (2020). From these parameters, the Agent Node can automatically instantiate all the needed ROS components through its ROS node.

```

services:
  onto_individual:
    name: /ontologenius/individual/robot
    type: ontologenius/OntologeniusService
  onto_class:
    name: /ontologenius/class/robot
    type: ontologenius/OntologeniusService
topics:
  mementar_occasions:
    name: /mementar/occasions/robot
    type: mementar/MementarOccasion
    function: sub
  plan_request:
    name: /planner/request_new_plan
    type: planner_msgs/PlanRequest
    function: pub
action_servers:
  plan_motion: /pr2_tasks_node/plan
  execute_motion: /pr2_tasks_node/execute

```

Listing 4.5 – Example of service, topic and action server definitions in a YAML file.

An RJA can receive perception updates (from other components of the robotic architecture) in its Belief Base through ROS topic listeners. Moreover, we customized<sup>10</sup> the belief update function (step 2 of the reasoning cycle) as we chose to abandon a state-based perception to adopt an event-based perception. So, percepts are not elements that when perceived at time  $T$  are added to the belief base and disappearing when not perceived anymore at time  $T+1$ . There are now updates (additions and deletions) from the external Knowledge Base, in this way, it limits the number of message exchanges, *i.e.*, instead of receiving every 500 ms for 10 seconds that the agent perceives `cube_1`, it receives for example an addition at  $t=18s$  and a deletion at  $t=28s$ .

To each belief added in the belief base, from perception or internal computation, is added a time stamp from the current ROS time. Currently, it is useful for the computation of the Quality of Interaction presented in Chapter 7 and also to feed the KB timeline and for debugging.

An RJA has an Action Factory – abstract in the ROS-Jason framework and instantiated in JAHRVIS – containing the list of environment actions it can perform – in the case of our architecture, not all actions of this type are for the robot to

<sup>10</sup>This modification of the belief update function is not part of our ROS-Jason implementation but is on top of it, in the JAHRVIS implementation which relies on ROS-Jason.

---

act on its environment, sometimes there are queries to other components of the architecture. The Action Factory instantiates the Action called through the ASL program at execution time. An Action can either be based on a ROS service client, or an ROS action client, or a ROS publisher for the request and a ROS listener for the result.

## 4.4 Conclusion

In this chapter, we laid the foundations for our supervision component, JAHRVIS. First, we presented what we expected of such a component dedicated to human-robot collaboration: to be generic, to take into account the human partner, to leave decisions to them, to monitor human actions, to handle contingencies, to manage relevant communications, to consider the interaction outside collaborative tasks, and to adapt to the human experience, abilities or preferences.

Then, we presented Jason, the programming framework on which we chose to base on JAHRVIS. Relying on the BDI model, it allows to implement complex reasonings what is suitable for our needs. A Jason agent has a library of plans written in ASL, a belief base and a set of intentions containing the next step of plans it should perform. It has a reasoning cycle, continuously receiving updates from the world state from the robotic architecture KBs and re-evaluating which Jason action or plan should be executed. In Chapter 6, we will see that each feature of JAHRVIS is implemented with a Jason agent, or more precisely with a ROS-Jason Agent (RJA). Indeed, ROS is the chosen middleware to enable communication between the components of the robotic architecture. Thus, we needed to build a bridge between ROS and Jason.





**Part III**

**Joint Action-based  
Human-Aware superRVISor:  
JAHRVIS**

## Introduction to part III

We presented in Section 4.1 a few work tackling supervision issues, *i.e.*, how to adapt to the human, how to monitor them, how to face unexpected human behavior, how to optimize the task efficiency, how to make the robot a good human helper... They were very inspiring but we found out it was missing a general architecture and a software that could be used in different types of collaborative tasks, available for the community and that could easily be enhanced with new features. These thoughts led to the development of the Joint Action-based Human-aware superRVISor (JAHRVIS) which is the central topic of this part. We also came up with a novel idea: to endow the robot with the ability to measure if an interaction is going well or not. Such ability can be used by the supervision to enhance its adaptation capacity.

# Under the hood of JAHRVIS

---

## Contents

<b>5.1</b>	<b>The Role and Features of JAHRVIS . . . . .</b>	<b>69</b>
<b>5.2</b>	<b>Representation of a Human-Robot collaborative activity . . . . .</b>	<b>70</b>
5.2.1	Representation of a Human-Robot Interaction Session . . . . .	70
5.2.2	Collaborative Tasks, Subtasks and Actions . . . . .	72
<b>5.3</b>	<b>The Structure of JAHRVIS . . . . .</b>	<b>73</b>

---

In Part I, we presented all the previous work we drew our inspiration from, from psychology to robotics by way of philosophy, sociology and neuroscience. What is a social interaction? how can it be divided in steps? what is a joint action? how humans collaborate together? how do they take into account their partners? All these theories, ideas, questionings nourished our thoughts for the design and implementation of a supervision system dedicated to Human-Robot Joint Action. Supervision is key in the architecture as it is the robot decision kernel, as explained in Part II. And, as most components of a robotic architecture dedicated to HRI, one of the main challenges of supervision is how to take the human into account, a more or less unpredictable agent with whom the robot has to collaborate.

In the two first sections, we present the role and features we defined for Joint Action-based Human-aware superVISor (JAHRVIS), our supervision system. Next, in Section 5.2, we present our representation of Human-Robot collaborative activity. Finally, we introduce JAHRVIS overall structure in Section 5.3 whose role is to decide and control the robot during an interaction.

## 5.1 The Role and Features of JAHRVIS

JAHRVIS is a supervision system, *i.e.*, it embeds the robot high-level decisions and controls its behavior considering the human the robot is interacting with. Thus, JAHRVIS is to differentiate from supervision systems dedicated to robot or multi-robot control as humans are taken into account. We give in this section an overview of the JAHRVIS features which will be presented in detail in Chapter 6.

JAHRVIS queries, manages and executes (shared) plans which are (partially) ordered set of actions to be performed by human and robot agents in order to achieve a (shared) goal. The plan management is based on the estimation of the human's mental states, its knowledge about the current state of the environment,

and recognized human actions. We explored the management of various kind of plans: (1) shared plans in which each action is allocated to an agent as well as action parameters are given objects, (2) shared plans in which actions might not be allocated to an agent at planning time and parameters might refer to objects with a semantic query, and (3) conditional plans which anticipate different possibilities for the human decision/action.

As mentioned previously, the plan management relies on the recognition of human actions, among other things. JAHRVIS integrates its own processes of action monitoring, *i.e.*, selecting the robot's point of interest and enabling joint attention, and of action recognition. This latter process is model-based and have been designed to be robust to a potentially unreliable perception of the human.

Then, as there are actions of the plan to execute by the robot, JAHRVIS needs interfaces with the robot controllers. Moreover, actions can be of two types, physical and communicative actions, and so requires a differentiated management.

Finally, an important feature is the ability to verbally communicate with the human. Indeed, during a collaborative task, communicate might be needed, among other things, to inform the partner of a performed action, or to ask them to perform one.

## 5.2 Representation of a Human-Robot collaborative activity

It is possible to describe and decompose a Human-Robot collaborative/joint activity in various ways for (see Section 1.3.1 for discussions related to joint or collaborative activities). What we define as collaborative activities or tasks are types of joint actions. For all the following definitions, we place ourselves in the context of one-to-one human-robot interactions, however we believe that the scheme can be extended to multi-human multi-robot contexts. We draw our inspiration from the literature of sociology and robotics, presented in Section 1.1 and Section 2.1, to define a model of interaction with three layered levels: interaction session, tasks and actions; as illustrated in Fig. 5.1. We chose to represent collaborative tasks and their decomposition using the Hierarchical Task Network (HTN) (Ghallab et al., 2016) representation which is often used in cognitive robotics (Ingrand and Ghallab, 2017; Lallement et al., 2014; Buisan and Alami, 2021). Indeed, it allows to deal with goal-based and situation-based activities at different levels of hierarchy such as task, subtasks and actions, and consequently allows to consider different levels of granularity.

### 5.2.1 Representation of a Human-Robot Interaction Session

We define an **interaction session** as the period during which the robot and a human interact together and are engaged. It is divided in three parts, following the structure proposed by Robinson (2012) as presented in Section 2.1: the greetings,

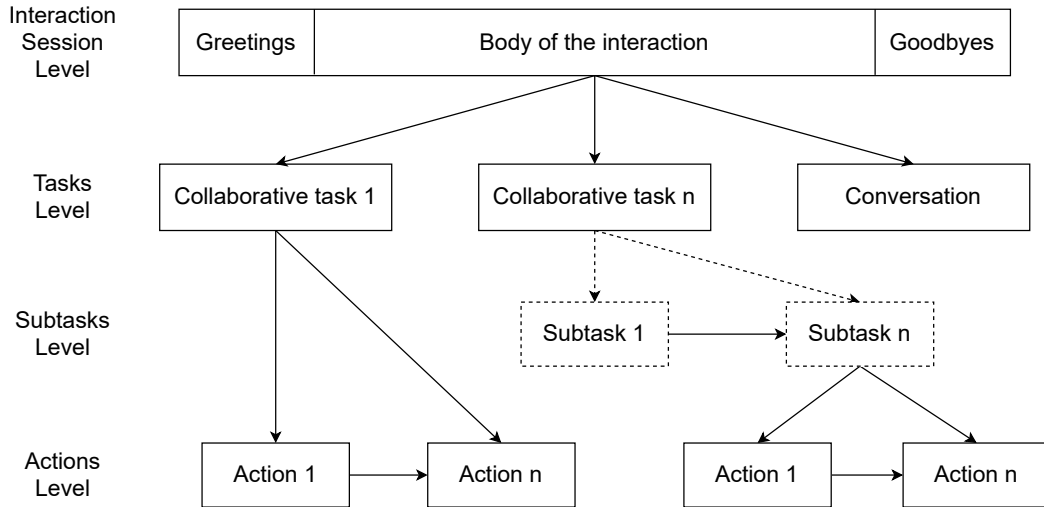


Figure 5.1 – The hierarchical structure of an interaction session. The highest level is the interaction session. The second level is composed of the tasks. They are included in the body of interaction of the interaction session and, two types of tasks are considered and may overlap, collaborative and conversational tasks. With this representation, a task can be recursively refined as subtasks until reaching the last level, the actions level, which is considered as atomic.

the body of the interaction and the goodbyes. First, *the greetings* correspond to the period where an agent starts an interaction by initiating it with another agent. The interaction session lasts as long as the interactants are maintaining the interaction through conversation and collaborative tasks performance which corresponds to the *body of interaction*. Finally, it ends when at least one of the interactants is disengaged, either by abruptly ending the interaction or by closing the interaction as described by Schegloff and Sacks (1973), it corresponds to “the goodbyes”. For example, for an entertainment robot in a mall, an *interaction session* starts when a person signals to the robot that they want to engage, by greeting it or by approaching it and looking at it. The body of interaction is composed of conversation and eventually direction-giving tasks and, the session lasts until the person says goodbye or leaves. This is the nominal case and, the duty of the robot is to contribute to maintain the session alive until the human decides to close it, because it is at the service of humans. However, in some (extreme) cases, the robot might decide to close the interaction by itself.

Moreover, as seen in Section 1.3.3.2, social interactions and joint activities (or actions) involve commitment, or rather engagement as we say in robotics – this difference in the vocabulary has been highlighted in (Castro et al., 2019). As explained in the previous chapter, there is no unique definition of what it means to be engaged. We chose one that is frequently used in robotics, proposed by Sidner and Lee (2003): “Engagement is the process by which two (or more) participants establish, maintain and end their perceived connection during interactions they jointly

undertake”. The robot must be able to exhibit its engagement and disengagement and also to assess them with respect to its human partner.

To consider engagement, we defined three states for the body of interaction, corresponding to what can happen during the latter:

- conversation: a social chit-chat or a goal negotiation, without any physical action performed except communicative gestures
- collaborative task: both agents executing actions in order to achieve a shared goal
- idle phases: the agents are not chatting or performing a collaborative task together but remain engaged in the interaction session, it happens in-between active interaction phases

For each of these three states, the way to exhibit the engagement varies (*e.g.*, in a conversation, an agent looking at their partner displays their engagement; during a task, an agent correctly performing their action is a way to demonstrate their engagement). That is why there is a need to define what behavior the robot has to exhibit in each state and what behavior it should expect from the human in each state, as these behaviors are usually very specific (*e.g.*, in a direction-giving task, the robot keeps its head oriented toward its partner’s face to demonstrate its engagement in conversation and idle contexts and when it gives a direction it expects the human to look at the direction it is showing; in a stack task, when the robot gives an instruction it expects the human to take a given cube).

Transitions from one state to another can be managed by triggers more or less complex. For example, a collaborative task can be initiated when a human asks the robot that they achieve a goal together.

### 5.2.2 Collaborative Tasks, Subtasks and Actions

**Tasks** compose the body of the interaction of an interaction session as shown in Fig. 5.1. As mentioned in the previous paragraph, we distinguish conversation (*i.e.*, agents engage in dialogue to exchange ideas, or to ask questions) from collaborative tasks (*i.e.*, agents work as partners, collaborating to perform tasks and to achieve common goals). We will not develop more on conversation since it is not the main focus of this work.

In joint or collaborative activities (see Section 1.3.1), humans are committed to achieve a goal together, involving collaboration and shared plans as shown in Section 1.3. In the human-robot interaction case, the same mechanisms are in play in humans, as they are essential to successful collaboration. When a human and a robot perform a task together, as described by Bauer et al. (2008), we could say that the robot has the intent to help the human, so the human’s intention becomes its own intention. Then, they have the joint intention to reach a common goal and, as shown by Michael and Salice (2017), they have a commitment to the joint activity, leading to perform joint actions. Therefore, during its evaluation and decision-making processes, the robot has to take into account that the human and

itself should remain engaged all along an interaction session for the tasks to be successful and both have to manage and contribute to maintain expectations about what the other is doing.

The elements composing a *task* are: a goal, a plan and involved agents. A plan is needed to achieve a goal. The ones we manipulate are HTN-based plans, composed of *abstract tasks* that we also call *subtasks* and *primitive tasks* that we also call *actions*.

**Actions** are the elementary items of tasks, *primitive tasks*, manipulated by the high-level robot supervision controller. They cannot be decomposed further by it (*e.g.*, placement and motion planning are achieved by a lower control system not described here). It is usual to describe an action with its preconditions, its effects and, the agents and entities implied in its execution (*e.g.*, in plans written in PDDL (Planning Domain Definition Language) (Ghallab et al., 1998)). We add to this description the notion of expected reactions (which can themselves be actions) from the other agents once the action is executed.

In our model, an agent (human or robot) is a contributor to the task and has a mental state as described by Devin and Alami (2016). The mental state is a set of facts representing, from the agent point of view, the current world state, the state of the goal and the current task state. Since we are interested here in the robot situation assessment and decisional processes, the mental state of the human is built and managed by the robot as an estimation of the beliefs of the human (Milliez et al., 2014; Hiatt et al., 2017; Tabrez et al., 2020).

### 5.3 The Structure of JAHRVIS

The Joint Action-based Human-aware superVISor (JAHRVIS) is implemented on top of our ROS-Jason framework<sup>1</sup>. During the design of JAHRVIS, we identified seven high-level features we needed and implemented their associated processes, based on the objectives presented in Section 5.1<sup>2</sup>. We present JAHRVIS structure in Figure 5.2, with the seven processes in blue; the QoI Evaluator is dedicated to the interaction evaluation and the six others are dedicated to the decision and control. All the next developments of this chapter will be about the description of these processes. The components in other colors are external components from the robotic architecture presented in Section 3.2. They bring to JAHRVIS additional features of knowledge maintenance, decision-making and execution.

For each process (in blue in Figure 5.2), we implemented a ROS-Jason Agent (RJA), with the desired behavior coded in ASL and the needed customizations added in Java. Thus, internal communications between the JAHRVIS processes, and so RJAs, use Jason messages (see Section 4.3.2). External communication with

<sup>1</sup>[https://github.com/amdia/ld\\_rjs](https://github.com/amdia/ld_rjs)

<sup>2</sup>The design of JAHRVIS was an iterative work, indeed the first version being the supervisor implemented for the task described in Chapter 8, the second one was the supervisor of the task described in Chapter 9 and the final one was the supervisor of the example used all along Chapter 6



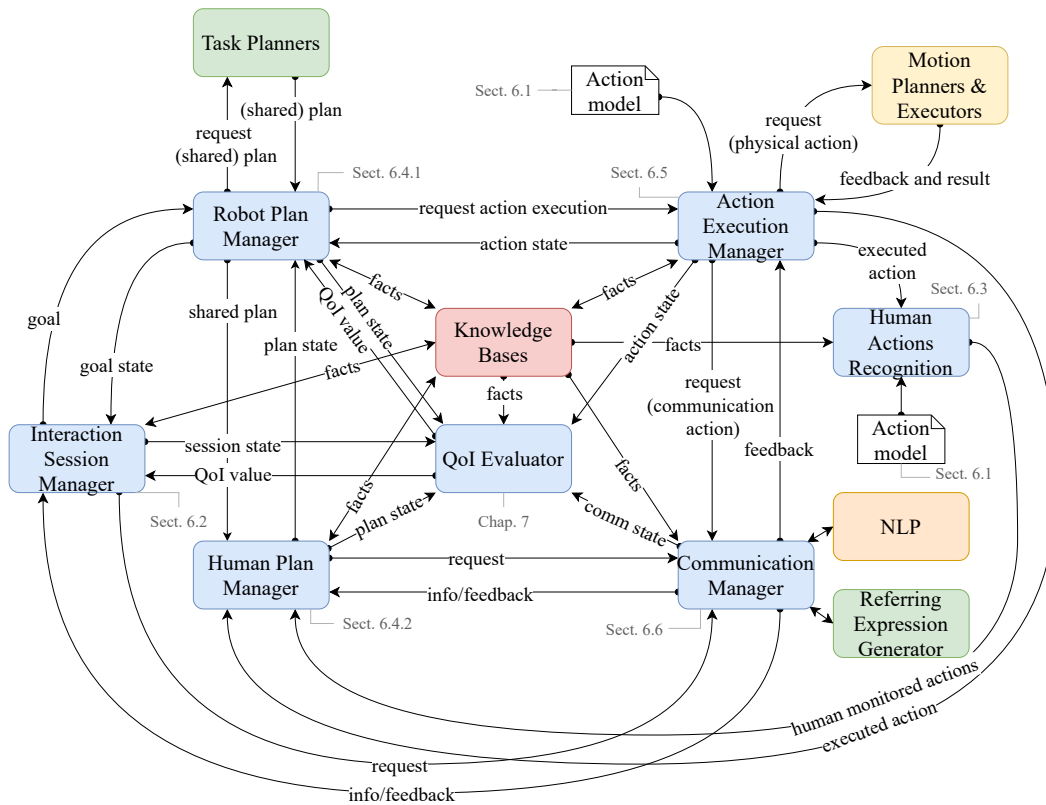


Figure 5.2 – The JAHRVIS processes (in blue) and their interactions between themselves and with the other components of the robotic architecture presented in Section 3.2.

the other components of the robotic architecture is based on either ROS messages, services or action clients.

Not all RJAs are active at each level of interaction defined in Section 5.2. Indeed, as its name suggests, the *Interaction Session Manager* handles interaction sessions. The *Robot* and *Human Plan Managers* handle the task level. And, the *Action Execution Manager* and the *Human Actions Recognition* are in charge of the action level. The *Communication Manager* is active at all levels. We can also make the distinction between the component dedicated to the assessment of the quality of interaction, *i.e.*, the QoI Evaluator which will be described in Chapter 7, and all the other ones, dedicated to the decision-making and control.

Figure 5.3 shows an overview of the data representing the state of JAHRVIS at each instant when the system runs. The robot can either be in an interaction session with a human or be by itself. When it is in an interaction session, it computes the human’s commitment (it may be a simple function checking if the human is here or not) and is available to perform collaborative tasks. When the robot is not interacting with humans, it can have tasks to perform such as going to its home base. If a collaborative task should start (on human request or on the

robot's initiative), a (shared) plan is obtained from the Task Planner as shown in Figure 5.2. When the collaborative task is ongoing, the robot has its beliefs about the environment and the plan progress, and estimates the human's ones. Beliefs about the environment are provided by other components of the robotic architecture presented in Section 3.2: the Situation Assessment and the Knowledge Bases. Each abstract and primitive task has a number of data associated to it. Moreover, Quality of Interaction and human action recognition are continuously processed. Finally, when an action is executed by the Motion Planners and Executors, updates about the action states are communicated to JAHRVIS.

In the Chapters 6 and 7 will be presented these processes. Chapter 6 introduces the ones related to the decision-making and robot control while Chapter 7 describe the evaluation process of the Quality of Interaction. Chapter 6 will start by laying the foundations for the RJA functioning: the knowledge representations and management. Then, each RJA will be thoroughly described. The Interaction Session Manager (ISM) is dedicated to in-between tasks, *i.e.*, the opening and closing of interactions and all the dialog which can happen between two collaborative tasks. When a shared goal is established, the shared plan is handled by the Robot Plan Manager (RPM) and the Human Plan Manager (HPM), *i.e.*, to follow the plan progression, to make sure that the observed human actions match the ones of the plan and to decide when the robot should act. Robot actions to perform are sent to the Action Execution Manager (AEM) that interfaces with the motion planners and executors. As for human actions, they are monitored and recognized by the Human Actions Recognition (HAR). Finally, the Communication Manager (CM) is in charge of producing the communication for the human when requested by another RJA along with the human communication reception.

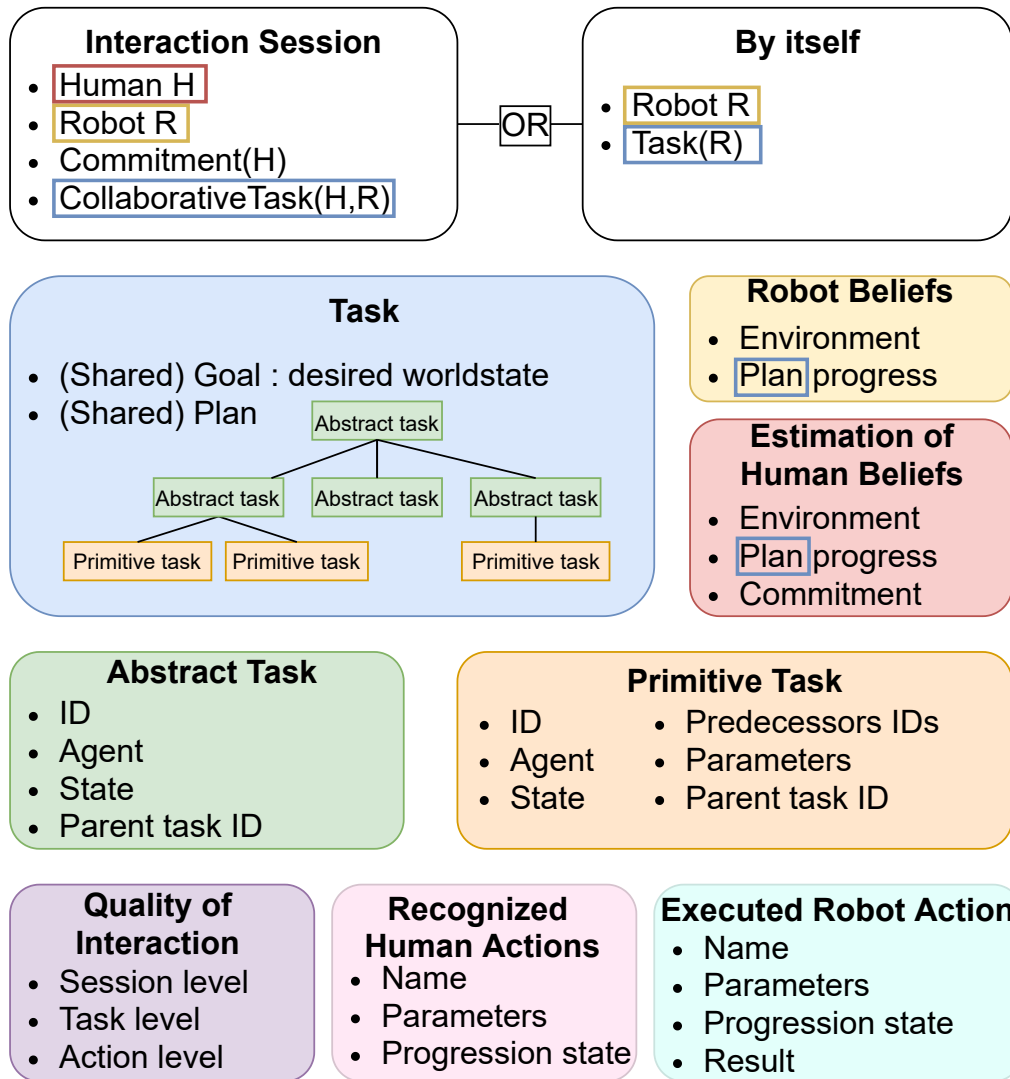


Figure 5.3 – Overview of the data representing the state of JAHRVIS at each instant when the system runs. The robot can either be in an interaction session with a human or be by itself. When it is in a task, plan progress is maintained from the robot’s and human’s estimated point of views. A plan is composed of abstract and primitive tasks whose state evolved during the task. QoI and human action recognition are two elements continuously computed. When the robot executes an action, the state of the later is updated as well as its result (success or failure).

# JAHRVIS Internal Mechanisms

---

## Contents

---

<b>6.1</b>	<b>Knowledge Representations and Management</b>	<b>79</b>
6.1.1	Action Representations	81
6.1.2	Shared Plan Representation	86
6.1.3	Feeding the Knowledge Base	88
<b>6.2</b>	<b>Interaction Session Management</b>	<b>89</b>
<b>6.3</b>	<b>Human Actions Recognition</b>	<b>90</b>
<b>6.4</b>	<b>Shared Plans Handling</b>	<b>100</b>
6.4.1	Robot Plan Management	106
6.4.2	Human Plan Management	111
<b>6.5</b>	<b>Action Execution Management</b>	<b>116</b>
<b>6.6</b>	<b>Communication Management</b>	<b>117</b>
6.6.1	What information to communicate? How to communicate it and when?	118
6.6.2	To Understand Communications	120
<b>6.7</b>	<b>Example</b>	<b>122</b>
<b>6.8</b>	<b>Conclusion and Future work</b>	<b>124</b>

---

The objective of this chapter is to present the JAHRVIS processes involved in the decision-making and the control of the robot when it is jointly interacting with a human. First, we present the knowledge representations used, then the Interaction Session Manager, the Human Actions Recognition, the Shared Plans Handling composed of two processes, one for the robot (Robot Plan Manager) and one for the human (Human Plan Manager), the Action Execution Manager, and finally the Communication Manager.

Most of the examples given in this chapter will be based on a collaborative task, the *StackBuildingTask*, which we will now present. It has been inspired by Devin et al. (2017). A human and a robot have to build a block construction together as represented in Figure 6.1a. At the beginning of the task, the robot and the human have several colored cubes (the yellow one will be referred to as a stick) they can access as in a set-up like the one illustrated in Figure 6.1b. Two placements are set on the table to indicate where to put the two red cubes which are the base of the stack. Each agent has 3 available actions: Pick, Place and Wait. They can only access to the cube on their side of the table. Figure 6.2 is a picture of the task

being performed with a human and a PR2 robot. The PR2 robot executes the task fully autonomously, thanks to the robotic architecture presented in Section 3.2. A video of the task with the robot running completely autonomously can be seen<sup>1</sup>.

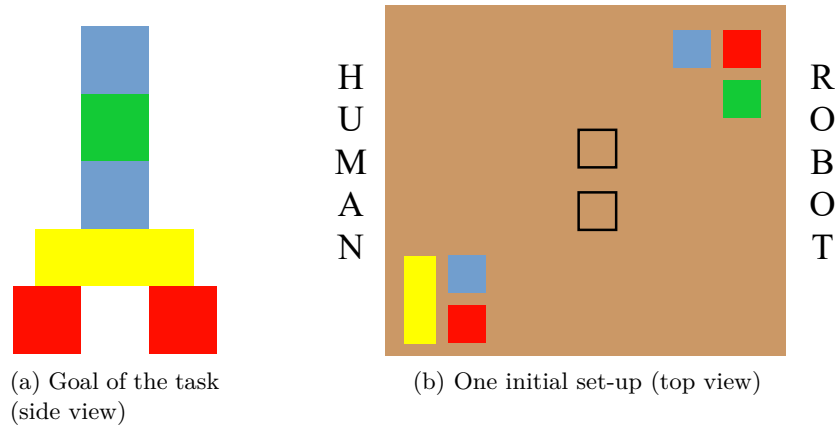


Figure 6.1 – Description of the blocks building task. The human and the robot have to build the stack together. We assume that the robot and the human know where all the available blocks are. We would like the robot to adapt as much as possible to the human actions and decisions while avoiding useless or tiresome verbal interactions.

Figure 6.1 will be reminded in page headers where the StackBuildingTask example will be mentioned.




Figure 6.2 – The StackBuildingTask being performed by a human and a PR2 robot. The human is perceived through motion capture and the cubes with the Kinect on the robot head.

The task is simple, but still, it involves both agents which will have to collaborate, and there are potential conflicts and decisions to take into account. It brings situations where the robot has to adapt to the human's needs and preferences.

<sup>1</sup>Link to come

---

## 6.1 Knowledge Representations and Management

As shown in Section 1.3.3.4 and Section 1.3.3.6, when involved in joint actions, humans maintain shared representations of tasks, actions, goals and have a common ground. Thus, it is important that the robot has such representations.

During an interaction, JAHRVIS processes use Knowledge Bases (KB) of two types: internal and external ones. Concerning the first type, each RJA has its own knowledge base that is called belief base in Jason vocabulary. It is used for knowledge which serves to JAHRVIS internal computations only. As for the external knowledge bases, there are the ones presented in Section 3.2.2.2 as part of the robotic architecture, Ontologenius and Mementar. Updates from subscription to Ontologenius facts are received through ROS topics and converted as Jason percepts to be added to the subscribing RJA belief base.

Table 6.1 shows a description of the data circulating between the JAHRVIS RJAs and the 2 Knowledge Bases, Ontologenius and Mementar.

	RJA subscription to KB	RJA request/KB response	RJA feeding KB
Interaction Session Manager	<i>isEngagedWith</i> (Human, Robot) <i>isPerceiving</i> (Robot, Human) <i>isLookingAt</i> (Human, Robot)		Start and end of interaction sessions
Robot Plan Manager	<i>isLookingAt</i> (Human, Robot)	Class of actions SPARQL → Object	Start and end of abstract tasks
Human Plan Manager	<i>isPerceiving</i> (Human, Robot) <i>isPerceiving</i> (Robot, Human) <i>isLookingAt</i> (Human, Robot) <i>isLookingAt</i> (Human, Object)	Class of actions Existence of action effects SPARQL → Object	Start and end of primitive tasks
Communication Manager	<i>isPerceiving</i> (Robot, Human)	Verb conjugation Class of actions and objects Labels of actions and objects Existence of verbalization contexts	
Human Actions Recognition	Movements of the human action model Progression effects of the human action model Necessary effects of the human action model	Class of Objects Existence of preconditions Existence of <i>isReachable</i> (Object)	
Action Execution Manager		Class of actions	Start and end of primitive tasks

Table 6.1 – Data circulating between the Knowledge Bases (Ontologenus and Mementar) and the JAHRVIS RJAs. Data in italics are not task-dependent, the other ones are. The types of the latter are loaded from the action models described in Paragraph: Internal Action Representation. For example, the Human Actions Recognition gets from the internal action model that *handMovingToward*(Human, Pickable) is a movement of the Pick action. Then, it can subscribe to the updates about this fact type to Ontologenus when a task where the human has a Pick action is ongoing.

### 6.1.1 Action Representations

Action representations allow

- the robot to recognize human actions
- to execute actions
- to monitor the human’s attention towards its actions and to communicate about them

We defined three action representations according to these three uses. Actions should be written and loaded by the programmer according to the task they need the robot to perform, following the defined formats in the dedicated files. This allows JAHRVIS core to be task-independent.

Human actions to recognize and robot actions to execute are written in an ASL file to benefit from Jason reasoning features. And, the same actions but with other information allowing JAHRVIS to communicate about them and to monitor the human’s attention towards them are stored in Ontologenius to benefit from the reasoning features. This latter representation is described in the next paragraph.

**External Action Representation** (*i.e.*, stored in Ontologenius). For the needs of JAHRVIS, we represented actions, their verbal labels and their effects in the semantic KB managed by Ontologenius. We show in Figure 6.3 a representation of some actions we stored in Ontologenius using the Web Ontology Language (OWL) (see Listing 6.1) and in Figure 6.4 a representation of possible action effects.

```

:PhysicalAction rdf:type owl:Class ;
                rdfs:subClassOf :HtnAction .

:PlaceAction   rdf:type owl:Class ;
                rdfs:subClassOf :PhysicalAction ;
                htn_actions:hasEffect :IsOnTopOfEffect ;
                rdfs:label ‘‘{Agent} @Place {Pickable}’’ .

```

Listing 6.1 – Description of ontology classes in the OWL language using the Turtle syntax.

One of the advantages of using action model stored in Ontologenius is the class inheritance. It allows to define properties for one class that will be transmitted to its child classes (*e.g.*, if it exists multiple class representing a Place action, let’s say `human_place_cube` and `robot_place_cube`, both inherit from the properties of `PlaceAction` such as the label used for the action verbalization). Another advantage is to be able to link classes through properties and to easily query the KB about it (*e.g.*, what are the effects of the `PickAction` and then what types of effects are they?).

As we know, when an agent performs an action, the other agent may monitor it, if present, in order to follow the task progress and to know when the action is over. A way to know that an action is over is to check if the action effects has been added to the current worldstate or not. Such a mechanism is used by the Human Plan Manager as explained in Section 6.4.2. However, effects may be perceived



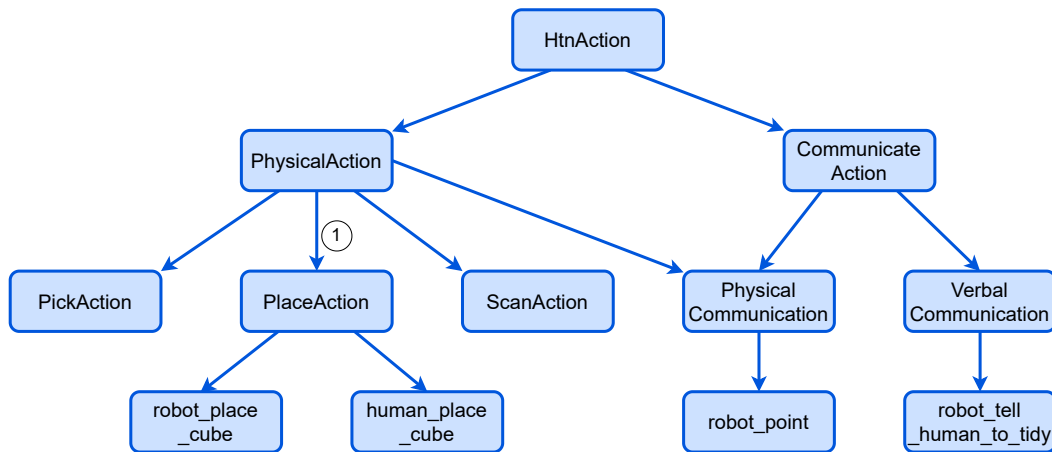


Figure 6.3 – The representation of an extract of the ontology class hierarchy graph of HTN actions. Taking the class `PhysicalAction`, the arrow ① has to be read as “A `PlaceAction` is a kind of `PhysicalAction`”.

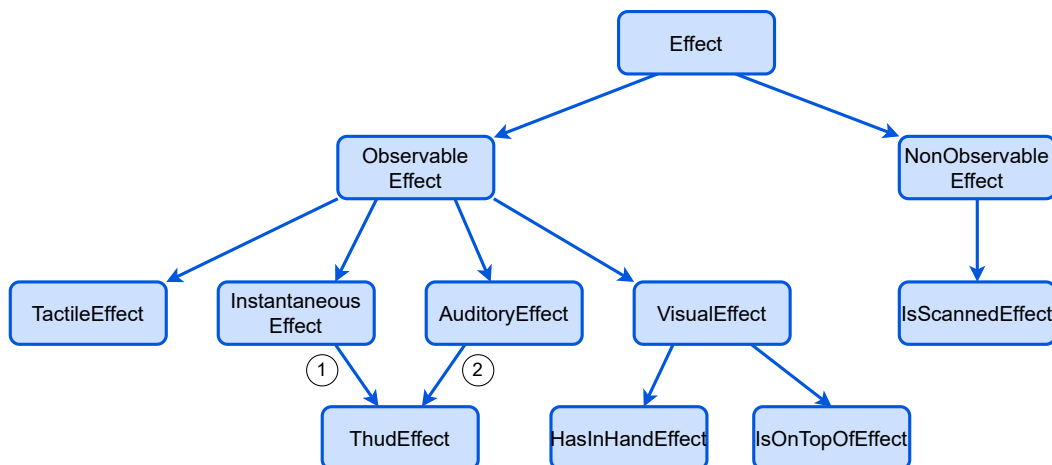


Figure 6.4 – The representation of an extract of the ontology class hierarchy graph of action effects. Taking the class `ThudEffect`, the arrows ① and ② indicate that `ThudEffect` is and an `InstantaneousEffect` and an `AuditoryEffect`.

differently according to the agent type as humans and robots does not have the same perception modalities (and even in one given type it can differ). In Figure 6.4, we represented a possible way to model and classify action effects. And so, because Ontologenus is designed for HRI, it is possible to have different representations for robot agents and human agents. We present now a use case with its illustration in Figure 6.5. An agent may have to perform `HeatWaterInKettleAction`. If it is performed by the human, the robot has to monitor the action effects to know if the action is over or not. However, a robot is not able to observe that a kettle has finished to boil water, thus the action has a non-observable effect for the robot. Then, probably the robot will ask the human if the action is over or will see that the

human performs its next action of the plan. Now, if we place ourselves in the case where the robot is the one performing the action – with a smart kettle –, it wants to check if the human could be aware of the action end (because if they are not aware, it should inform them). The criteria JAHRVIS takes into account is, was the effect observable by the human partner? To answer this question, it first needs to know what the observable effects of `HeatWaterInKettleAction` for the human (if there are). Then, it can query the human’s belief base in *Ontologenius* and get the knowledge that for them, the effect of `HeatWaterInKettleAction` belongs to the class `ThudEffect` (when the kettle stops, it produces a thud) and `TactileEffect` (when the kettle boils water, it becomes hot).

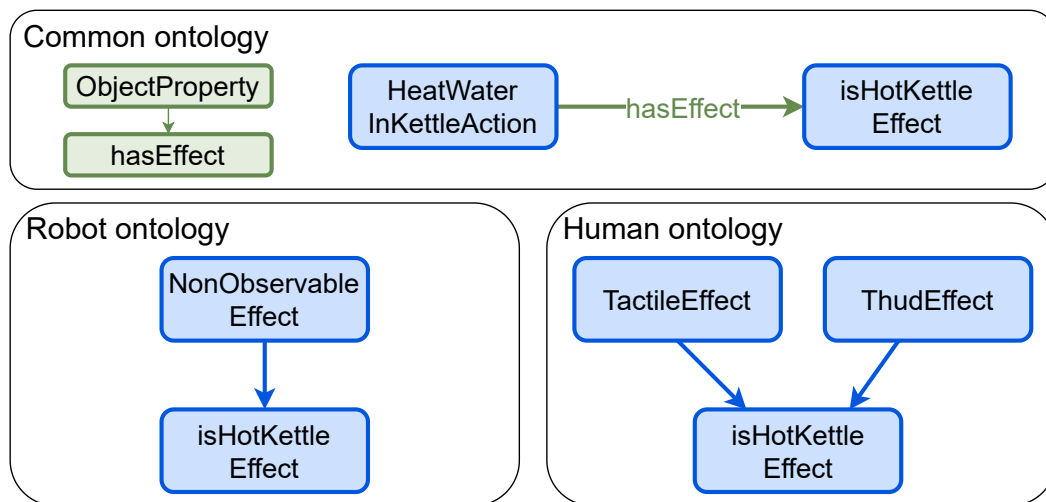


Figure 6.5 – Illustration of the human and the robot having differing ontologies. Both have the common knowledge that `HeatWaterInKettleAction` has `isHotKettleEffect` as effect. However, in the robot ontology, `isHotKettleEffect` is defined as a `NonObservableEffect` whereas in the estimated human ontology it is defined as a `TactileEffect` and a `ThudEffect` which are both `ObservableEffect` as shown in Figure 6.4.

Finally, as mentioned earlier and as visible in Listing 6.1, *Ontologenius* allows to define label classes and so label for actions. These labels are then used by JAHRVIS to verbalize the plan actions and based on a simple grammar we defined. For example, in “`{Agent} @Place {Pickable}`”, elements between braces are to be instantiated at execution time by JAHRVIS communication process when needed. Then, the `@` symbol indicates that the word is a verb that should be conjugated. Verb conjugations can also be found in the KB as shown in Listing 6.2. Thus, the communication manager could process it leading to “I placed the blue cube”.

```

:PlaceTSPSimplePresent  rdf:type owl:Class ;
                        rdfs:subClassOf :PlaceSimplePresent ;
                        rdfs:subClassOf :ThirdSingularPersonalForm ;
                        rdfs:label "'place'@fr ;
                        rdfs:label "'places'@en .

```

Listing 6.2 – Description of the class describing the verb Place in the third-person present-tense, in the OWL language using the Turtle syntax.

We have seen the possibilities offered by Ontologenius to JAHRVIS. Now, we present the two internal action representations, one of the human actions in order to recognize them and the other one is of the robot actions, to allow the robot to estimate the human monitoring activity of its actions.

### Internal Action Representation (i.e., stored in JAHRVIS)

What does JAHRVIS need to **recognize a human action**? We defined a human action as:

$$Act_H = \langle Action, PrecondL, MoveL, ProgEffectL, NecessEffectL \rangle$$

where *Action* is a predicate in the form of a triplet  $ActName(Agent, Params)$  with *ActName* the action name, *Agent* the class of the agent performing it (e.g., Human or Worker) and *Params* a list of the action parameter classes; *PrecondL* the list of the action preconditions; *MoveL* the list of distinctive movements that the human could do when performing the action; *ProgEffectL* the list of effects that we coined *progression effects* which are action effects, not enough to rule the action end but allowing the plan managers to estimate that an action is progressing towards its end; and *NecessEffectL* the list of effects that we coined *necessary effects* which are action effects existing iff the action is over.

Our action model takes the form of Jason beliefs written in an ASL file, added as input of the RJA Human Actions Recognition. For example, the actions Pick and Place for a human are represented as:

```

actionModel(pick(Human, [Pickable]),
            [isOnTopOf(Pickable, Support)],
            [handMovingToward(Human, PickableList)],
            [isHolding(Human, Pickable)],
            [~isOnTopOf(Pickable, Support)]).

```

```

actionModel(place(Human, [Pickable, Support]),
            [isHolding(Human, Pickable)],
            [handMovingToward(Human, SupportList)],
            [~isHolding(Human, Pickable)],
            [isOnTopOf(Pickable, Support)]).

```

The choice to have two kinds of effects has been made in order to allow the Human Actions Recognition to be robust to a potentially unreliable perception. Indeed, for example in the case of a Place action, the perception of an object hold by a human can be jumpy, multiple addition/deletion of the fact *isHolding*(human\_0, blue\_cube\_1). But, if the robot perceives that the object has been placed on top of a support, it can assume that the action is really over. The algorithm of the Human Actions Recognition will be more detailed in Section 6.3.

The action representation for **robot action execution** allows to match, for a given action, its name and the motion planner and executor needed to execute it. It is possible to specify how the action parameter should be fed to the motion planner and the reaction the robot should have in case of execution failure. The example given in Listing 6.3 shows what functions of the motion planner and executor call and how the system should react in case of failure.

```
// execution limited to 2 trials in a row
@place[max_attempts(2)]
+!place(Params) : planPick("armUsed", Arm) <-
    .nth(1, Params, Obj);
    headManager(Obj, environment_monitoring, urgent);
    planPlace(Obj, Arm);
    execute("place").

// in case of failure, we try again if did not already
-!place(Params)[error_msg(Msg)] :
    not .substring(max_attempts, Msg) <-
        +error_msg(Msg);
        !place(Params).

// if we tried to execute the plan three times in a row,
// the action is dropped
-!place(Params)[error_msg(Msg)] :
    .substring(max_attempts, Msg) <-
        ?error_msg(Msg);
        .fail_goal(executeAction, [error_msg(Msg)]).
```

Listing 6.3 – Example of an internal action definition for a robot action. The first Jason plan specifies what function to call to execute the Place action. The second plan describes what should be done in case of action planning or execution failure. The third plan is triggered when the first plan has already been tried twice and was requested for a third time. In this case, the failure is signaled at the plan level.

### 6.1.2 Shared Plan Representation

As explained in Section 5.2, we represent shared plans using Hierarchical Task Network (HTN) as HATP and HATP/EHDA, the planners we use generate HTN-based plans. This formalism allows to deal with goal-based and situation-based activities at different levels of hierarchy such as task, subtasks – abstract tasks using planning vocabulary – and actions – atomic, primitive tasks – and consequently to consider different levels of granularity. For example, it may be useful to JAHRVIS to be able to request a plan for a given abstract task which failed<sup>2</sup>. Another advantage is that it is easy then for the robot to communicate about subtasks and not only about actions without context. However, according to the task or the domain, the HTN expressiveness for this matter raises discussion. Indeed, HTN plans often make use of recursive abstract tasks which becomes useless for replanning because such abstract tasks have no semantic meaning. Indeed, if we take the piece of plan presented in Figure 6.6, to communicate to the human that the abstract task PlaceAllObjects has failed does not give a information precise enough since there are several of them.

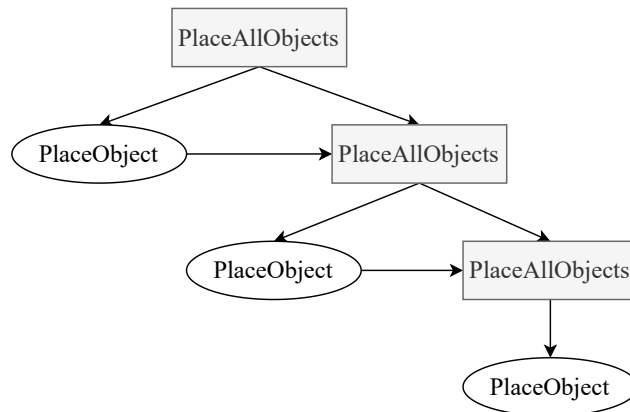


Figure 6.6 – Example of a recursive abstract task. The white ellipses correspond to primitive tasks while gray rectangles represent abstract ones.

Moreover, in the next section (see 6.1.3), we show how JAHRVIS feeds the episodic ontology, a timeline, with abstract and primitive task executions. It becomes humanly unreadable with recursive tasks. A concept such as the “iterative task” proposed by Martinie et al. (2011) would be interesting if used in a HTN plan for HRI. However, there is currently no such thing, so when manipulating such plans, we have two modalities:

1. the domain is written being aware of this issue and thus, JAHRVIS takes abstract tasks as input besides primitive tasks (*i.e.*, in the current work, plans generated by HATP/EHDA<sup>3</sup>)

<sup>2</sup>This is future work.

<sup>3</sup>Based on domains intentionally written without recursive tasks by Guilhem Buisan.

2. the domain is written with recursive abstract tasks and thus, JAHRVIS only selects primitive tasks as tasks being part of the plan (*i.e.*, in the current work, plans generated by HATP<sup>4</sup>)

We define a shared plan as a sequence of primitive tasks having to be performed by an agent and, abstract tasks. An abstract task  $\lambda$  is defined as:

$$\lambda = \langle id_\lambda, state_\lambda, name_\lambda, \Delta_\lambda \rangle$$

where  $id_\lambda$  is an identification number (id) proper to  $\lambda$ ,  $state_\lambda$  is the task state estimated by the robot,  $name_\lambda$  is the name of the task and the decomposition id  $\Delta_\lambda = id_{\lambda'}$  with  $id_{\lambda'}$  the id of the abstract task  $\lambda'$  that has been decomposed into other tasks, including  $\lambda$ .

And, a primitive task  $\Pi$  is defined as:

$$\Pi = \langle id_\Pi, state_\Pi, name_\Pi, agent_\Pi, params_\Pi, preds_\Pi, \Delta_\Pi \rangle$$

where  $id_\Pi$  is an id proper to  $\Pi$ ,  $state_\Pi$  is the task state estimation by the robot,  $name_\Pi$  is the name of the task,  $agent_\Pi$  is the name of the agent that should perform the task,  $params_\Pi$  is the list of parameters required for the task execution,  $preds_\Pi = id_{\Pi'}, \dots, id_{\Pi''}$  the list of ids of the tasks  $\Pi', \dots, \Pi''$  needing to be achieved before the task  $\Pi$  can start, and the decomposition id  $\Delta_\Pi = id_\lambda$  with  $id_\lambda$  the id of the abstract task  $\lambda$  that has been decomposed into other tasks, including  $\Pi$ .

We defined nine possible values for an abstract or primitive task *state* which are shown in Table 6.2.

State	Description
PLANNED	needs to be done later
TODO	needs to be done now
ONGOING	is in progress
EXECUTED	is achieved
SUSPENDED	needs to be set to UNPLANNED
UNPLANNED	is not part of the plan anymore (used with conditional plans)
NOT_STARTING	was TODO but took too much time before starting
NOT_FINISHED	was started but has not been achieved
NOT_SEEN	was achieved but has not been observed by the other agent

Table 6.2 – The nine possible state values of an abstract or primitive task.

So, for example, an excerpt of the StackBuildingTask plan in which the human and the robot place the first blue cube of the stack and the green cube, generated

<sup>4</sup>Reuse of domains written by Sandra Devin.

by HATP/EHDA and represented in Figure 6.7, is:

$$\lambda_{13} = \langle 13, \text{PLANNED}, \text{h\_place\_blue\_cube}, 1 \rangle$$

$$\lambda_4 = \langle 4, \text{PLANNED}, \text{r\_place\_green\_cube}, 1 \rangle$$

$$\Pi_{139} = \langle 139, \text{PLANNED}, \text{human\_place\_cube}, \text{human\_0}, [\text{blue\_cube\_2}, \text{stick}], 138, 13 \rangle$$

$$\Pi_{141} = \langle 141, \text{PLANNED}, \text{robot\_place\_cube}, \text{pr2\_robot}, [\text{green\_cube}, \text{blue\_cube\_2}],$$

139, 4) 139, 4)

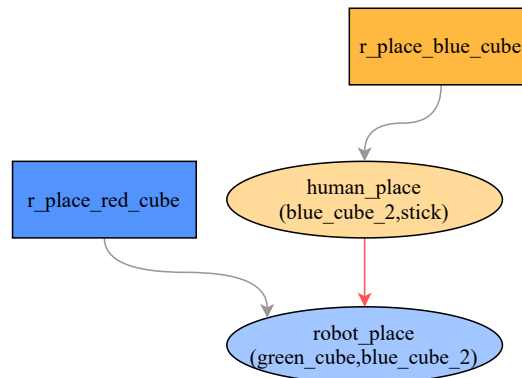


Figure 6.7 – An excerpt of the StackBuildingTask plan. The ellipses correspond to primitive tasks while rectangles represent abstract ones. The blue shapes are robot tasks and the yellow ones are the human ones. Finally, red arrows indicate the sequence of actions in the plans and gray ones represent hierarchical links, *i.e.* the links between the tasks as defined in the HTNs.

### 6.1.3 Feeding the Knowledge Base

Until now, we stayed focused on semantic knowledge going from the external KB to JAHRVIS. But, as mentioned earlier, one of the external KB is dedicated to episodic knowledge. This KB takes the form of a timeline, managed by Mementar. Whereas Ontologenius feeds JAHRVIS with knowledge, the flow is inverted for the episodic data, as Mementar is fed by JAHRVIS among other components. Indeed, when an abstract or primitive task is started or achieved, this information is sent to Mementar for storage with the associated ID and time stamp. The objective is to have a history of the task proceeding. One of the possible uses of such a history is for the robot to refer to past events during a task when communicating. Moreover, JAHRVIS adds the semantic data associated to a task – agent and parameters – to the semantic ontology.

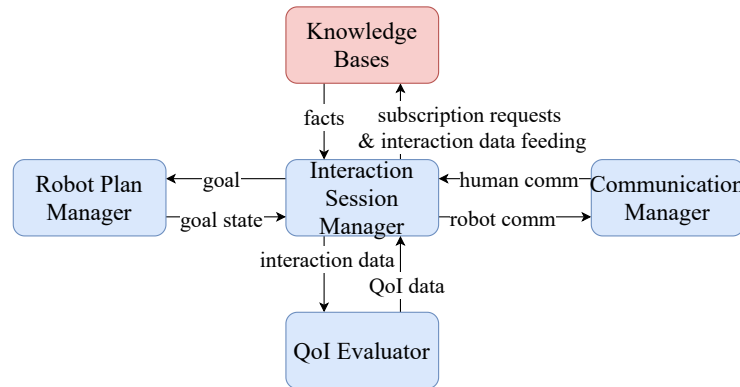


Figure 6.8 – The Interaction Session Manager and the RJAs (in blue) and the component of the robotic architecture (in red) with which it interacts.

## 6.2 Interaction Session Management

The Interaction Session Manager (ISM) handles the interaction sessions and manages the robot (shared) goals. Figure 6.8 proposes a focus on the JAHRVIS structure and the components of the robotic architecture around the ISM. Figure 6.9 shows the process we designed, modeling the different states in which the robot can be. Moreover, we thought the manager with the ability to consider that a human can join another one during a conversation. However, we have not implemented it yet.

A simpler version works as following. An interaction session is triggered when a human is close enough to start a conversation and seems willing to, *i.e.*, when the fact *isEngagedWith*(human\_i, robot) is added to the knowledge base and sent to JAHRVIS. In this way, the robot tries to respect people that does not want to interact with it. From there, the robot is in the first phase of the interaction session, the *greetings*. The robot says hello to the human and announces the activities it can perform with them, depending on the context they are in. The interaction manager triggers the tracking of the human’s head by the robot head. This has two purposes: to signal the robot’s engagement and to monitor the human’s actions. This behavior is quite similar to the one described by Satake et al. (2015b).

An interaction session stays open as long as the human and the robot perform activities together, *i.e.*, as long as the human is engaged in the interaction. This engagement is monitored by the robot in different ways: through the predicate *isEngagedWith*(human\_i, robot) during dialogue phases outside a task and through what is happening during a task. If at some point the human is not perceived for a while or the human says goodbye, then the manager ends the session. In the latter case, the robot replies with goodbyes. Finally, it returns to its home-base if it has one.



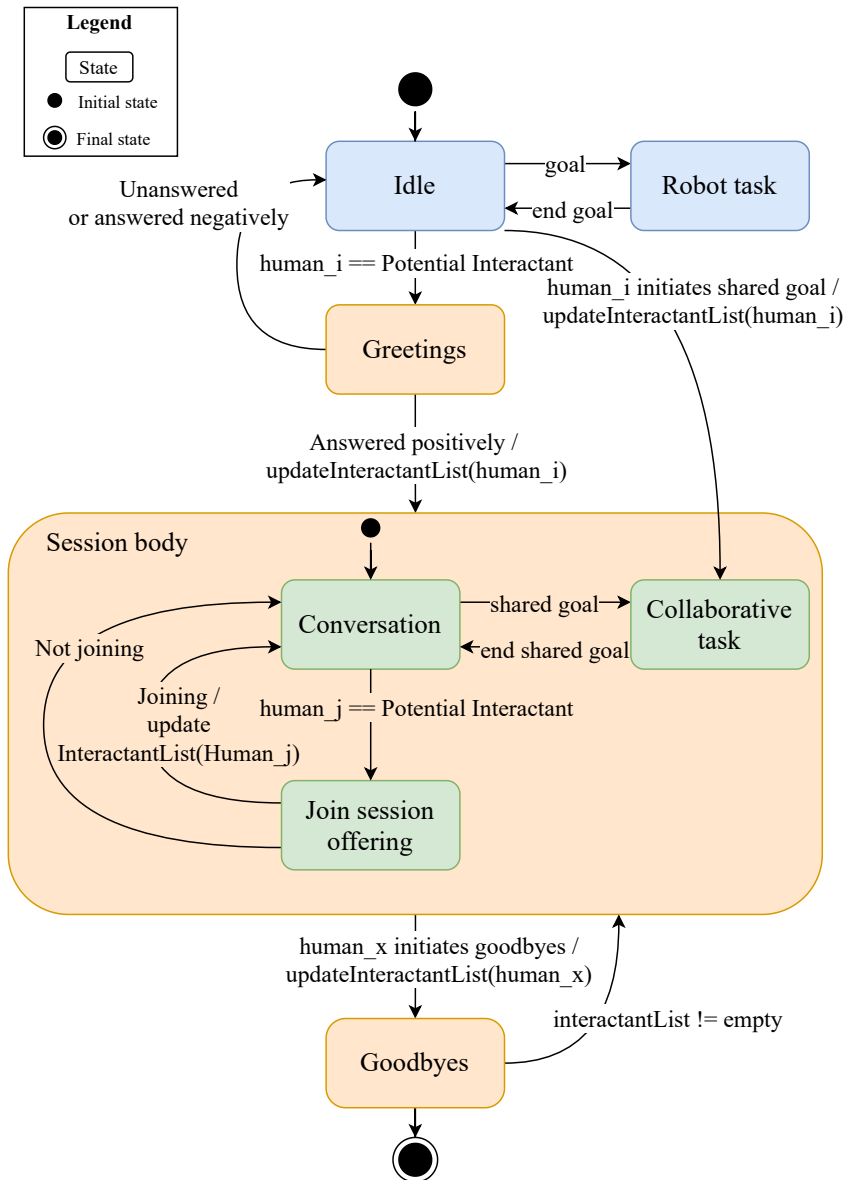


Figure 6.9 – States of the Interaction Session Manager (ISM). In blue are represented the states of the ISM when the robot is not in an interaction session. In orange are the states in which the ISM can be during an interaction session. In green are the sub-states of the interaction session body.

### 6.3 Human Actions Recognition

In order to coordinate properly, humans monitor each other's when they are in a joint action (see Section 1.3.3.7). The robot needs the same kind of process to be able to assess if the human is doing the action of the plan it expects or not. This allows to follow the plan progress and to estimate the level of human engagement. Existing solutions exist to recognize human actions but none of them matched all

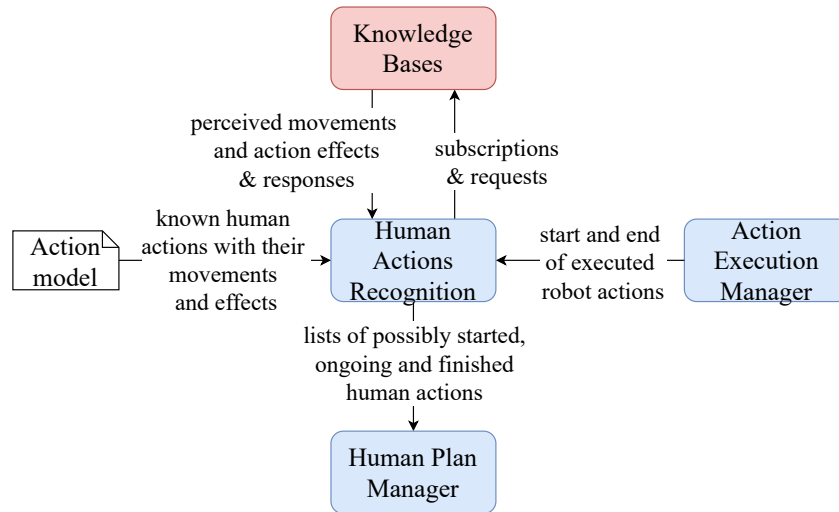


Figure 6.10 – The Human Actions Recognition and the RJAs (in blue) and the component of the robotic architecture (in red) with which it interacts. It is fed by a file (in white) with description of the human actions the robot should recognize.

our criteria which are:

- it should be easy and quick to add a new action that the robot can recognize
- the process should output the action parameters
- the process should give information about the action progress, *i.e.*, modeling the action start and progression when possible and not only the end
- it needs to be robust to a potentially unreliable perception
- an available open-source code

Thus, we implemented our own model-based solution with an RJA dedicated to Human Actions Recognition (HAR). Figure 6.10 shows its relations with the other RJA of JAHRVIS and components of the robotic architectures. It could be replaced later with a more complex solution meeting the needs, but even though the current one is quite simple, it has interesting properties, matching the criteria presented above.

The HAR relies on the action model presented in Section 6.1.1 which it loads at initiation. We chose to base our action recognition process on human movements and action effects that the robot can observe. As it needs to recognize them, it extracts the predicate types corresponding to those and subscribes to updates about these facts to Ontologenus as explained in Section 6.1.

Continuously, the HAR RJA receives facts and human movements that are present in the action model, and sends to the Human Plan Manager (HPM) RJA three types of data about human actions:

- list of actions that may have started that we coined *possibly started actions*
- list of actions that may be progressing that we coined *possibly progressing actions*

- list of actions that are estimated as finished that we coined *possibly achieved actions*

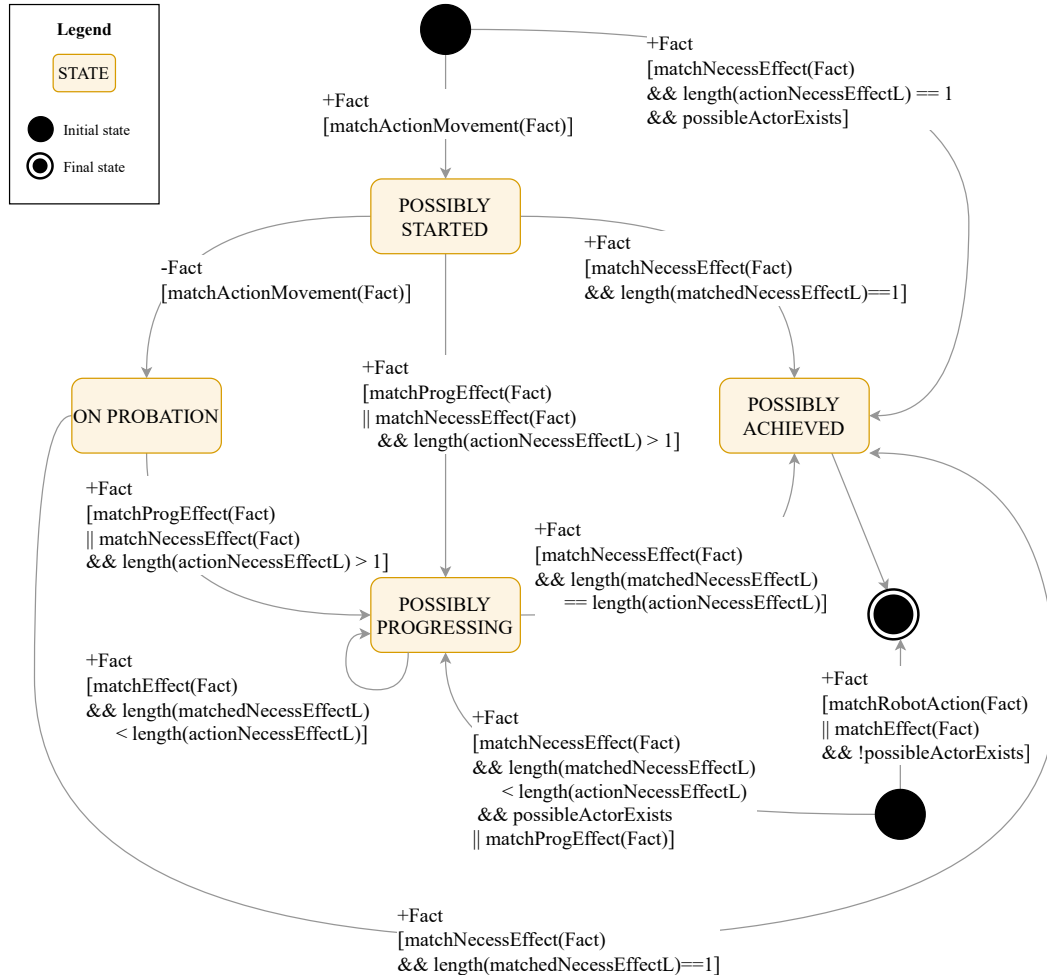


Figure 6.11 – Representation of the Human Actions Recognition (HAR) RJA in the form of a Finite State Machine representing the state of one action. Transitions are composed of a triggering event (+Fact or -Fact) and a condition between square brackets. Variable names ending with a “L” are list of effects, either the necessary effect list of a given action in the model (actionNecessEffectL) or the list of facts in the current worldstate corresponding to the effects of a given action (matchedNecessEffectL).

Action states are updated according to the facts defined in the human action model that the HAR receives. When the state of an action changes to *possibly started*, *possibly progressing* or *possibly achieved*, the affected list is updated and sent to the HPM.

We chose to use the term *possibly* to describe these states as the system is aware that some estimations of action states do not correspond to what is happening in the real world (*e.g.*, each time the human moves their hand, it can trigger a possibly

### 6.3. Human Actions Recognition

started action), but they allow the system to have an idea of what might be going on.

The algorithm we developed can be depicted in the form of a Finite State Machine representing the state of one action as shown in Figure 6.11 and is implemented in ASL. Many State Machines can run simultaneously, one for each action that is estimated to be in one of the states. The parameters field of an action are filled as it is making progress through the states, according to the movement and effects allocated to this action.

Each transition is triggered by the addition or the deletion of a fact. Using Jason rules<sup>5</sup>, facts are analyzed to see if they match a movement or an effect of a known action. For example, if we look at the Place action example presented in Section 6.1.1, when performed by a human, it expects the fact *handMovingToward*(Human, Support) as a movement. Therefore, receiving *rightHandMovingToward*(human\_0, placement\_1) will match a Place action movement and will add the action to the list of *possibly started actions*. However, receiving *rightHandMovingToward*(human\_0, phone) will not, as the phone does not belong to the Support class (but this fact may be useful for recognizing another action).

It is not shown on the Figure for clarity reasons, but each state, except *possibly achieved*, has a transition to the final state which is triggered by a time deadline. Currently, this timeout is the same for each action but as every action type might be of different lasting, a deadline could be specifically set for each one. All the other transitions of the state machine are described in Table 6.3.

---

<sup>5</sup>They are quite similar to Prolog rules.

Table 6.3 – Description of the Finite State Machine shown in Figure 6.11. Inputs are triggering events (+Fact or -Fact) and conditions are between square brackets. Variable names ending with a “L” are list of effects, either the necessary effect list of a given action in the model (actionNecessEffectL) or the list of facts in the current worldstate corresponding to the effects of a given action (matchedNecessEffectL).

Current State	Input and Condition	Next State	Explanation
Initial State	+Fact [matchActionMovement(Fact)]	Possibly Started	When a fact matching a movement and filling the preconditions for a given action is received, HAR computes that the human may have initiated an action.
	+Fact [matchNecessEffect(Fact) && length(actionNecessEffectL) == 1 && possibleActorExists]	Possibly Achieved	The robot may have missed the movement or the progression effect of an action because it was not looking or the perception did not detect it. Then when a necessary effect is received and that only one exists for the action, the action is estimated as achieved if it is possible to find an agent who may have performed it. For now, the finding function is looking for humans in the vicinity of the effect objects, and if there are several humans, it selects the closest one.
	+Fact [matchNecessEffect(Fact) && length(matchedNecessEffectL) < length(actionNecessEffectL) && possibleActorExists matchProgEffect(Fact)]	Possibly Progressing	Similarly to the case above, the robot may have missed the movement or the progression effect of an action. However, if this action has several necessary effects, the action is considered as progressing.
	+Fact [matchRobotAction(Fact) matchEffect(Fact) && !possibleActorExists]	Final State	The HAR is aware of the actions executing by the robot so it does not mismatch its action effects with the ones of another agent. If an effect matches, nothing happens. Likewise, if an effect is detected but no agent could be found that might have done it.

Table 6.3: (continued)

Current State	Input and Condition	Next State	Explanation
Possibly Started	+Fact [matchProgEffect(Fact) matchNecessEffect(Fact) && length(actionNecessEffectL) > 1]	Possibly Progressing	When a fact corresponding to a progression effect of the started action is received, or it matches a necessary effect but there are more than one for this action, HAR reinforces its estimation that this action is ongoing by setting it to the progressing state.
	+Fact [matchNecessEffect(Fact) && length(matchedNecessEffectL) == 1]	Possibly Achieved	When a fact corresponding to a necessary effect is received and that there is only one for the started action, the action is considered as achieved as the robot is able to observe its effect and that it had observed the human starting it.
	-Fact [matchActionMovement(Fact)]	On Probation	When a movement fact is removed from the belief base without having observed an effect, it might mean that it was a human hesitation or a false estimation and that the action is not starting. However, it might also be the robot perception being sporadic and so the action goes in this temporary state waiting for a potential coming effect.

Table 6.3: (continued)

Current State	Input and Condition	Next State	Explanation
On Probation	+Fact [matchProgEffect(Fact) matchNecessEffect(Fact) && length(actionNecessEffectL) > 1]	Possibly Progressing	An effect is detected and the action state is re-summed.
	+Fact [matchNecessEffect(Fact) && length(matchedNecessEffectL) == 1]	Possibly Achieved	A necessary effect is detected and as there is only one for this action, it is considered as achieved.
Possibly Progressing	+Fact [matchNecessEffect(Fact) && length(matchedNecessEffectL) == length(actionNecessEffectL)]	Possibly Achieved	A necessary effect is received and in total, for this action, there was as many necessary effects received as the ones defined for this action.
	+Fact [matchEffect(Fact) && length(matchedNecessEffectL) < length(actionNecessEffectL)]	Possibly Progressing	When an action effect is received and that either it is another progressing or not the last necessary effect expected for the action, the action state remains progressing.
Possibly Achieved	–	Final State	When an action is estimated as achieved, this is its final state.

### 6.3. Human Actions Recognition

When the software starts, the HAR extracts from the internal action representation presented in Section 6.1.1, all the types of facts that should be monitored. Then, it queries Ontologenius to send it each update about these facts. Thus, when the robot designers decide that a new action should be recognized by the robot, the only thing to add is the action model in JAHRVIS belief base.

Moreover, sometimes new facts are actually effects of robot actions. In order to avoid that robot actions are mistaken for human ones, the AEM signals to the Human Actions Recognition when the robot executes a given action of the plan.

Finally, all the functions to check if a new fact update matches an action effect are Jason rules. They rely on the external knowledge base, here Ontologenius, as there is a need to compare the predicate object and subject expected classes of an action effect with the received ones.

#### Examples

Now, we give an insight of what happens in the system when the human performs pick and place actions, based on the StackBuildingTask example. We will present several cases in pictures and one completed with a timeline and a sequence diagram.

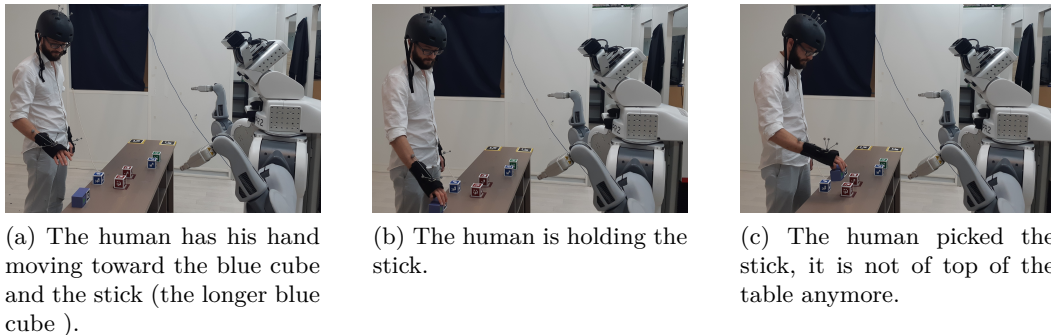



Figure 6.12 – Decomposition of a pick action of the stick.

**The human has to pick the stick** The scene is depicted in Figure 6.12. There are two cubes on the human side: the stick and the blue cube. Both red cubes are on their placements so this is the moment where the human should pick the stick. Figure 6.14 is a timeline showing on the right the facts arrived from the situation assessment, fed to the KB, and then sent to the HAR. First, the human starts to move his hand towards the table and the cubes (Figure 6.12a). No fact is received by the HAR about the table as it has subscribed to *handMovingToward*(Human, Pickable) and the table is not a Pickable. We can notice that the received facts are with the predicate *rightHandMovingToward* which is a subproperty of *handMovingToward*. Thus, as we can see in Figure 6.15, it triggers the possible start of two pick actions, one for the stick and the other one for the blue cube. Then, the human has the stick in his hand but it is still on the table (Figure 6.12b), thus the pick action with




the stick is considered as possibly progressing and the pick action with the blue cube remains as possibly started. Finally, the human withdraws his hand, holding the stick and so the stick is not on the table anymore (Figure 6.12c). Therefore, the action is estimated as possibly achieved. As it was the one expected to be the next action to perform, the Human Plan Manager left aside the started action with the blue cube and selected the one with the stick as the one that was ongoing. It fed Ontogenius with the action and its associated parameters and Mementar with the start and end times as we can see in Figure 6.14.

**The human picks the blue cube while the robot is not looking** The scene is depicted in Figure 6.13. The robot is not looking as it is picking the green cube as shown in Figure 6.13a. Then, as it places its cube on the stack (Figure 6.13b), it looks in the direction of the blue cube former position. Thus, the Situation Assessment produces the deletion of the fact *isOnTopOf*(blue\_cube\_2, table\_1) which is signaled to the KBs which information is sent to the HAR. Then, the HAR evaluates if a human agent could be at the origin of this change in the environment, associated to a pick action according to the human action model. And, the answer is yes and a pick action of the blue cube is allocated to the present human.



(a) The human is picking the blue cube while the robot is not looking as it is picking the green cube. Consequently, the robot does not know that the human performed an action.



(b) The robot is looking again in the human direction and observes that the blue cube is not on the table anymore. It deduces that the human has taken it and so performed the action in the plan.

Figure 6.13 – The robot does not see the human picking the blue cube but then it deduces that he is the one to have performed the action.



Figure 6.14 – Timeline produced by Mementar on which appear facts from perception (blue, on the right) and the action added by the Human Plan Manager based on data from the Human Actions Recognition (orange, on the left). Numbers on the axis are time in milliseconds (epoch time).

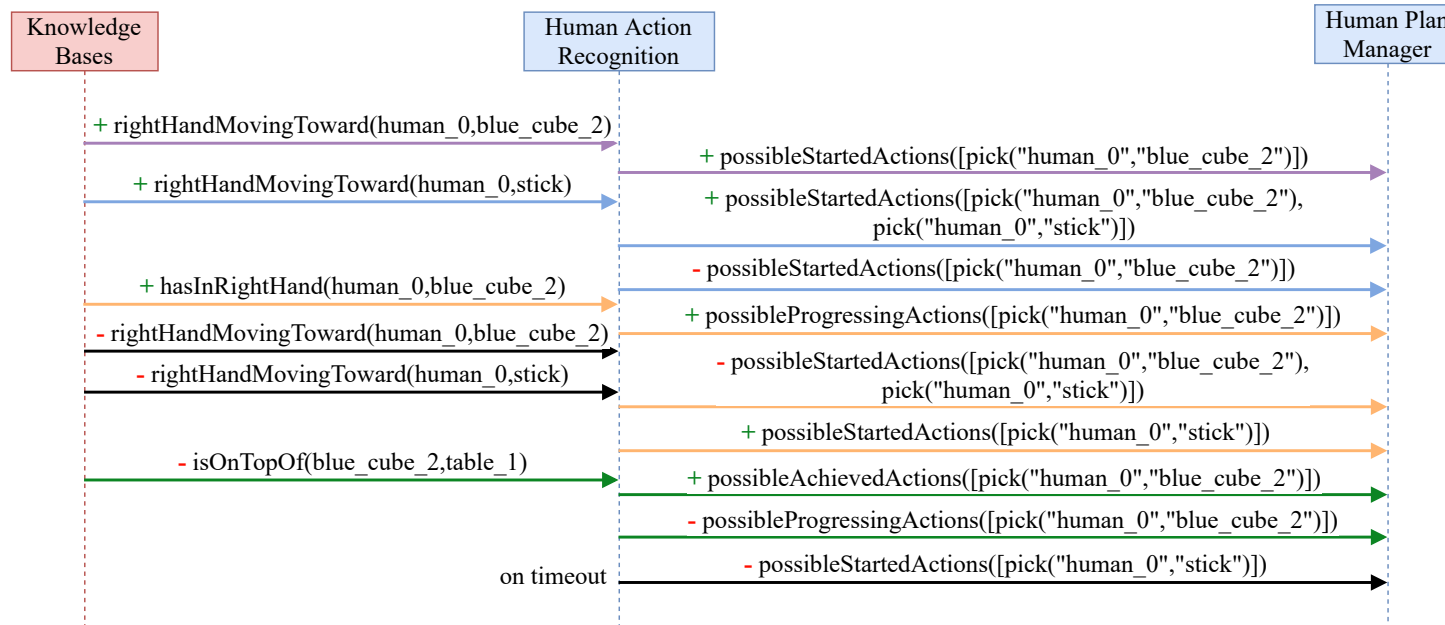


Figure 6.15 – Sequence diagram for a pick action. The KBs sends to the HAR the perceived facts to which the HAR subscribed. The HAR processes these facts through State Machines as presented above. Then it output action states which are sent to the Human Plan Manager (HPM). Arrows from the HAR to the HPM of the same color (except black) than an arrow going from the KBs to the HAR are triggered by it. A green plus sign means that it is a belief addition in the RJA, a red minus sign means that it is a belief deletion.

## 6.4 Shared Plans Handling

In order to correctly perform collaborative tasks with humans, the robot needs to know how to perform them. One way is to have a planner with a domain, computing a plan at execution time based on its current knowledge about the environment and interaction. Then, the robot must be endowed with a way to manage the execution of this “recipe”. As we place ourselves in the context of joint action, plans manipulated by the robot are shared plans, as presented in Section 6.1.2 (to differentiate from the ASL plans presented in Section 4.3.2 which code all the RJA). We make the assumption that the human knows how to create their own plan in order to reach the shared goal. So, we consider it is not necessary to verbalize it from the outset.

We claim that the robot ability to handle and execute shared plan is enhanced when endowed with Theory of Mind (ToM) (see Sections 1.2 and 2.2.3), as shown by Devin and Alami (2016). It allows the robot to be aware of false beliefs or belief divergences in the human’s point of view. When such things happen, it can react appropriately, either by acting or communicating. We gave the robot such an ability<sup>6</sup>, *via* two processes: the Robot Plan Manager (RPM) and the Human Plan Manager (HPM) (see Figure 5.2). Therefore, the first one handles the robot’s beliefs about the plan and the action execution while the second handles the estimation of the human’s beliefs about the plan and the communication with the human. The RJAs implementing these processes are presented in Sections 6.4.1 and 6.4.2.

As we designed JAHRVIS to be as generic as possible, it can manage different kinds of human-robot plans as input:

- shared plans in which each action is allocated to an agent as well as action parameters are given objects,
- shared plans in which actions might not be allocated to an agent at planning time and parameters might refer to objects with a semantic query, and
- conditional plans which anticipate different possibilities for the human decision/action.

To generate these plans, we worked with two planners, HATP and HATP/EHDA presented in Section 3.2.2.4.

**“Usual” shared plans with HATP and HATP/EHDA** The first type of shared plans handled are what we could call “usual” shared plans. Each action is allocated to an agent as well as action parameters are given objects. Thus, in this kind of plan, no decision is left to JAHRVIS about who should execute the action or with what object.

**AgentX shared plans with HATP** The second type of shared plans is an extension of the work of Devin about postponing some decisions from planning

---

<sup>6</sup>The robot has a first-order ToM, it estimates the human knowledge about the task but it does not compute what the human thinks of the robot knowledge about the task (second-order ToM)

## 6.4. Shared Plans Handling

time to execution time about the actor of some actions and some parameters (Devin et al., 2017). In work previous to Devin, all the actions of the computed plans were allocated and completely instantiated during plan elaboration.

We re-implemented her idea of *AgentX* in our plan managers (with some modifications, for example we do not replan once an action is allocated as we are able to identify in real-time if a next action is still feasible or not), enabling the *choice* of the agent who should perform the action at execution time when the planner has computed that both agents could do it. This a mean to specify a goal in a more abstract way. Thus, when an action can indifferently be done by both agents, the planner returns  $\Pi = \langle id_{\Pi}, state_{\Pi}, name_{\Pi}, AgentX, params_{\Pi}, preds_{\Pi}, \Delta_{\Pi} \rangle$ . In this case, according to what JAHRVIS estimates the human wants to do, it can allocate the action to itself or to them. Therefore, in the StackBuildingTask example, instead of having the planner arbitrary choosing which agent, the human or the robot, will place the first blue cube on the stick, it allocates it to AgentX.

Then, a similar idea has also been developed by Devin for the parameters. Indeed, with usual HATP plans, still with the StackBuildingTask example, the planner would have generated a plan where it is already decided that the robot should place, for example, its red cube on the placement 1 and the human should place theirs on the placement 2. We could have:

$$\begin{aligned} \Pi_1 &= \langle id_{\Pi_1}, PLANNED, human\_place\_cube, human\_0, [red\_cube\_2, placement\_2], \\ &\quad preds_{\Pi_1}, \Delta_{\Pi_1} \rangle \\ \Pi_2 &= \langle id_{\Pi_2}, PLANNED, robot\_place\_cube, pr2\_robot, [red\_cube\_1, placement\_1], \\ &\quad preds_{\Pi_2}, \Delta_{\Pi_2} \rangle \end{aligned}$$

However, actually, it does not matter here where which agent place their red cube. Thus, Devin introduced the use of the notion of object similarity: two *similar* objects will have the same role in the task, they are functionally equivalent. With this new notion, instead of having the planner arbitrary deciding which individual should be used when two of them are equivalent, it manipulates object high-level names. Thus, in the StackBuildingTask, for the two first actions, we have:

$$\begin{aligned} \Pi_1 &= \langle id_{\Pi_1}, PLANNED, human\_place\_cube, human\_0, [red\_cube\_2, placement], \\ &\quad preds_{\Pi_1}, \Delta_{\Pi_1} \rangle \\ \Pi_2 &= \langle id_{\Pi_2}, PLANNED, robot\_place\_cube, pr2\_robot, [red\_cube\_1, placement], \\ &\quad preds_{\Pi_2}, \Delta_{\Pi_2} \rangle \end{aligned}$$

To have more expressiveness, we brought a new modification to the plans returned by HATP, in collaboration with Guillaume Sarthou. Indeed, instead of returning an object generic name, it returns a SPARQL query with the constraints used in the domain. Thus, keeping the same example as previously, the robot and

human actions become:

$$\begin{aligned} \Pi_1 &= \langle id_{\Pi_1}, \text{PLANNED}, \text{human\_place\_cube}, \text{human\_0}, \\ &\quad [\text{red\_cube\_2}, ?0 \text{ isA Placement NOT EXISTS } \{ ?0 \text{ isUnder } ?2. ?2 \text{ isA Cube } \}], \\ &\quad \text{preds}_{\Pi_1}, \Delta_{\Pi_1} \rangle \\ \Pi_2 &= \langle id_{\Pi_2}, \text{PLANNED}, \text{robot\_place\_cube}, \text{pr2\_robot}, \\ &\quad [\text{red\_cube\_1}, ?0 \text{ isA Placement NOT EXISTS } \{ ?0 \text{ isUnder } ?2. ?2 \text{ isA Cube } \}], \\ &\quad \text{preds}_{\Pi_2}, \Delta_{\Pi_2} \rangle \end{aligned}$$

This allows the RPM to directly request Ontologenius to get an object list matching this query and to select an object among it at execution time. And, when the human performs an action with a SPARQL query as parameter, the HPM can check if the object on which the human is acting matches the query. We can see that this solution is enhanced compared to the one presented by Devin. Indeed, `red_cube` does not tell that it should be reachable by an agent and that it should not be on the top of another cube yet but `?0 isA Cube. ?0 hasColor red. ?0 isReachableBy ?1 NOT EXISTS { ?0 isOnTopOf ?2. ?2 isA Cube }` does. For example, in Devin, the reachability test was written in the plan manager of the supervisor, in a hard-coded manner.

The plan for the `StackBuildingTask` example is presented in Figure 6.16.

**Conditional shared plans with HATP/EHDA** Finally, the last type of shared plans we manipulated is conditional plan, generated by Human Aware Task Planner with Emulation of Human Decisions and Actions (HATP/EHDA) (Buisan and Alami, 2021). It is another mean to postpone decision at execution time about an agent actor or parameters, with plans where branch junctions concern human decision. Moreover, it gives a better insight about the human’s choices and decisions as they are formalized with the plan. For example, in Figure 6.17, is shown a conditional plan computed by HATP/EHDA<sup>7</sup> (we illustrate in Section 6.7 how plans are handled by JAHRVIS with an execution of the first actions of the plan). The plan is the one computed for the `StackBuildingTask`. Twice during the task, the human has a choice. First, they can choose where to place their red cube or to wait for the robot to choose for the placement. The second choice happens for the positioning of the first blue cube of the stack, either the human can place it on the stick or leave it to the robot. Thus, at planning time, the planner does not know the choice the human will make, but thanks to the conditional plan, all possible solutions are considered and it is up to JAHRVIS to “follow” the proper branch depending on the human action detected during execution.

<sup>7</sup>The domain for this plan was written by Guilhem Buisan

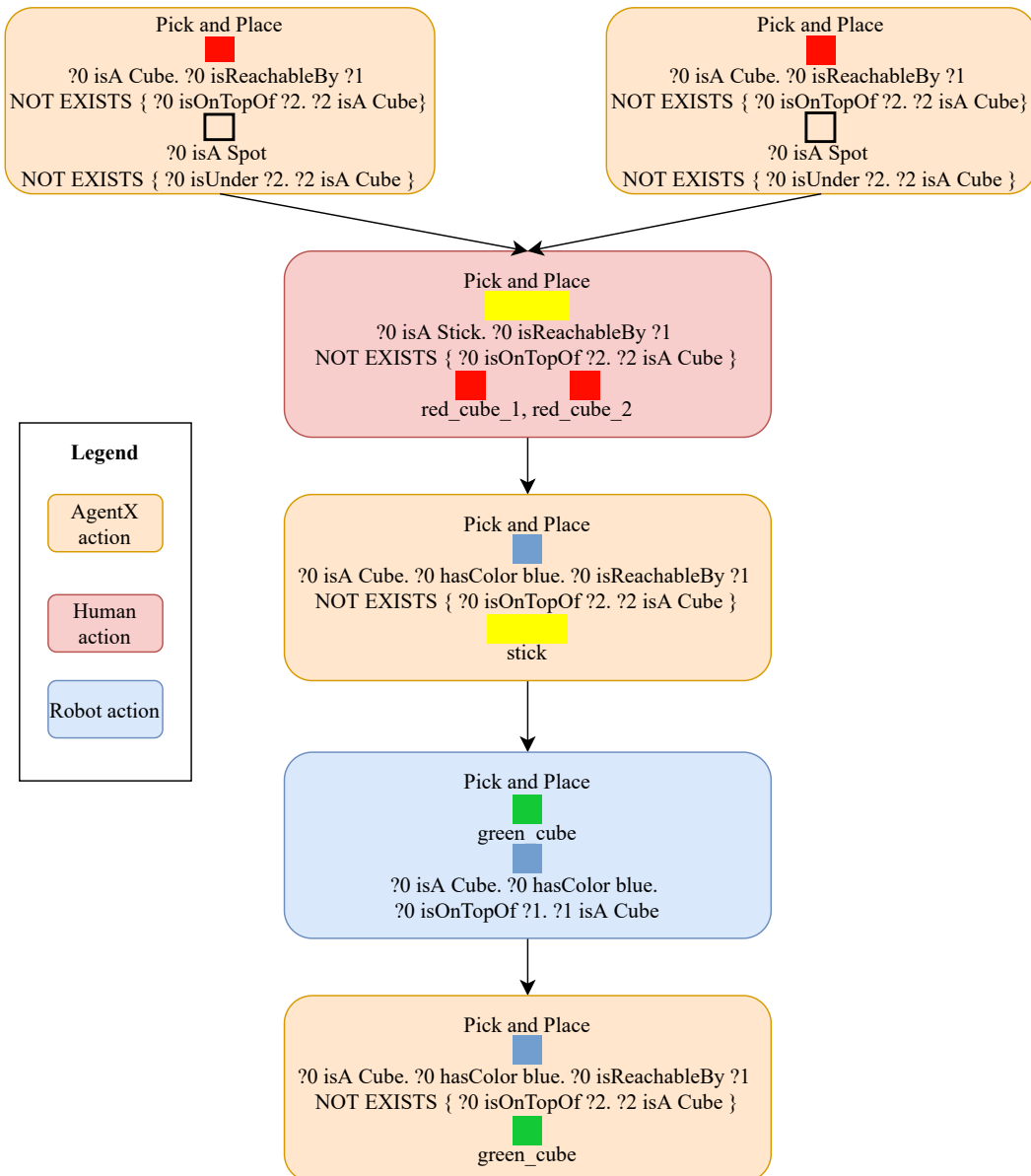
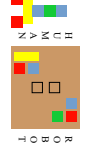
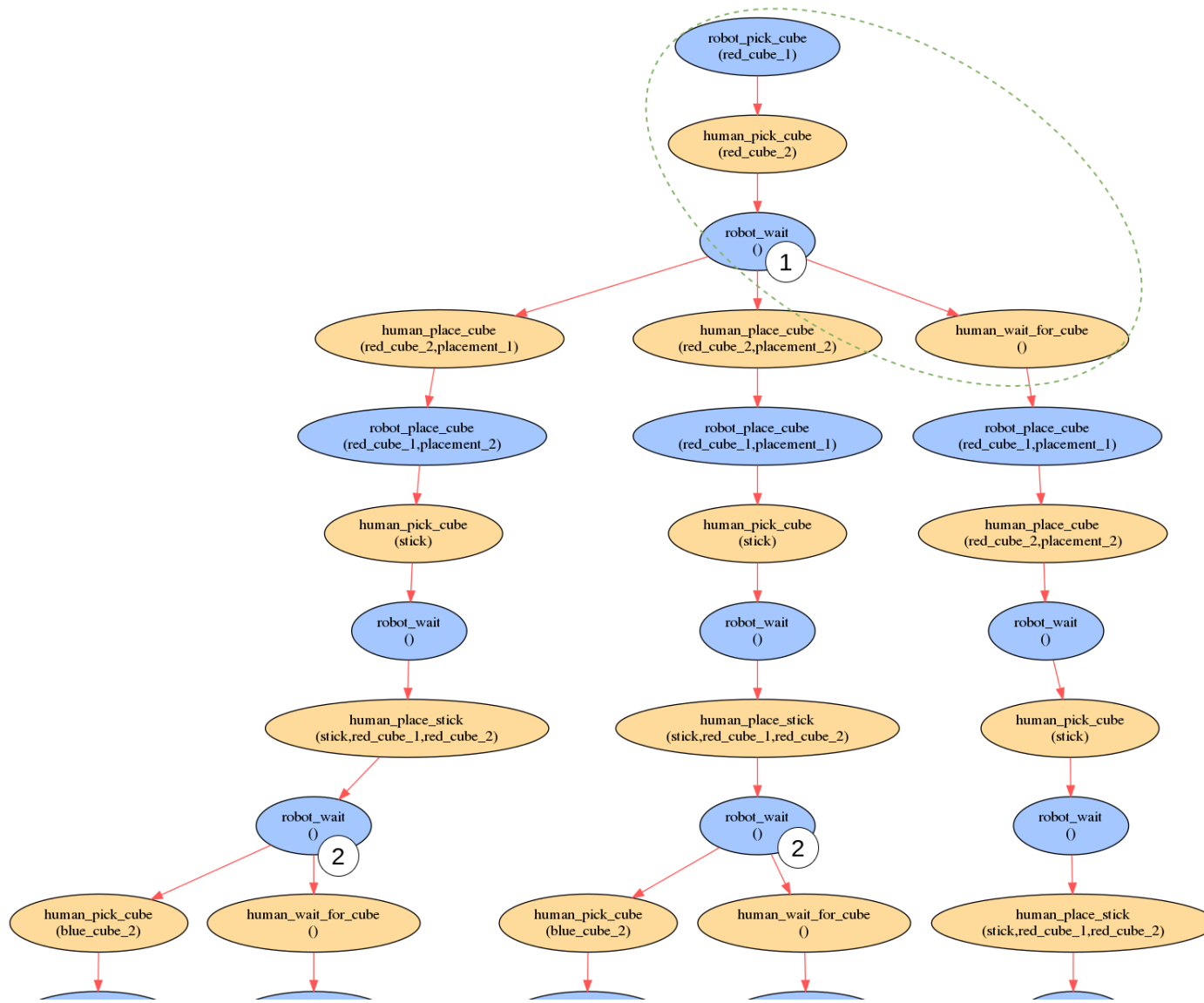


Figure 6.16 – A shared plan for the StackBuildingTask computed by HATP with modifications to generate SPARQL queries instead of object names as action parameters.



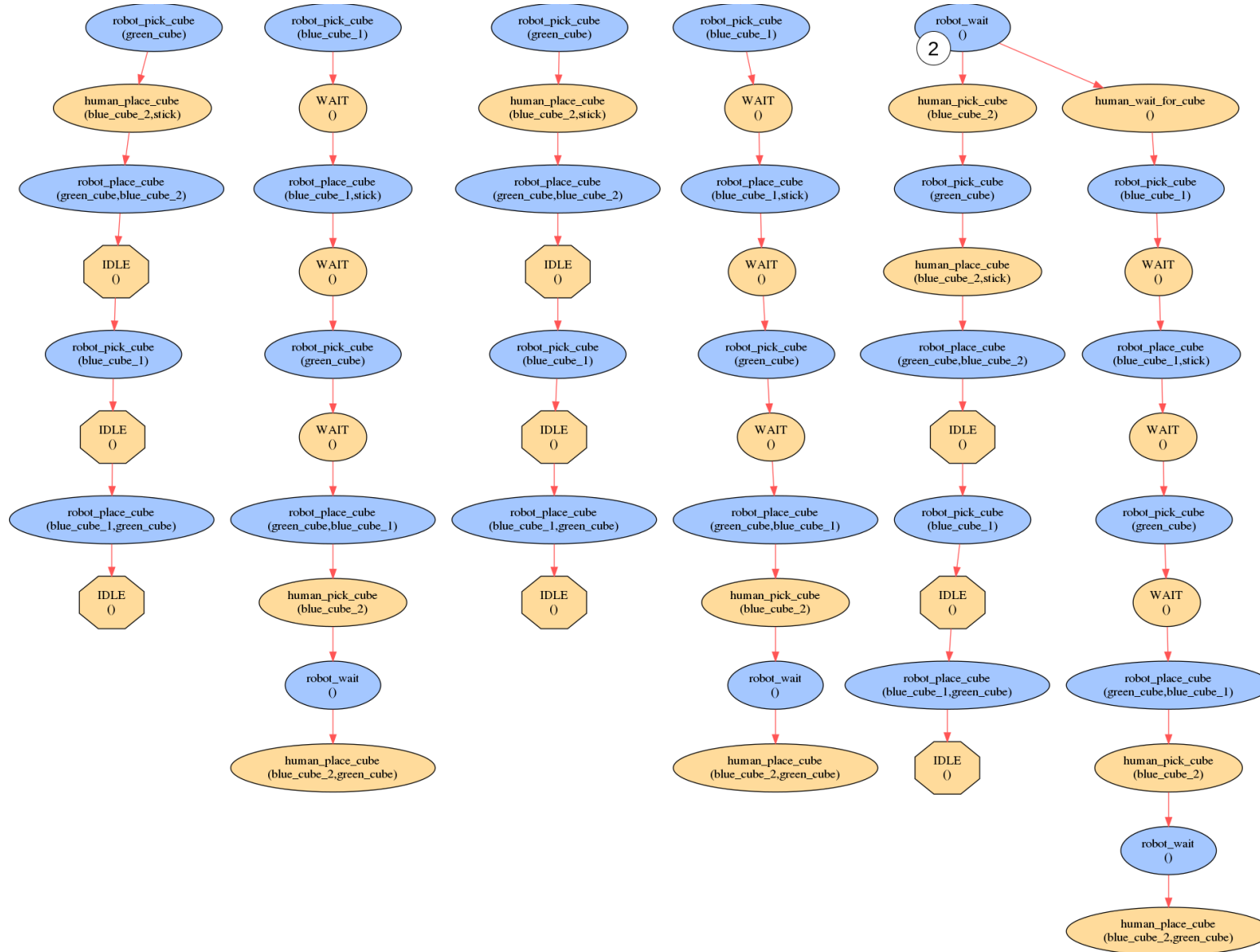


Figure 6.17 – A conditional plan for the StackBuildingTask. Twice during the task, the human has a choice. First, they can choose where to place their red cube or to wait for the robot to choose for the placement, ① on the figure. The second choice happens for the positioning of the first blue cube of the stack, either the human can place it on the stick or leave it to the robot, ② on the figure. *robot\_wait*, *WAIT* and *IDLE* are default actions, immediately resolved as EXECUTED when they are TODO. The green dotted ellipse is the plan executed in the example presented in Section 6.7.



JAHRVIS could be used to execute plans from other HTN planners than HATP and HATP/EHDA by adding a Java class to format abstract and primitive tasks as presented in Section 6.1.2 – HATP and HATP/EHDA have a dedicated Java class each, for action formatting, but their plans are handled with the same code in the plan managers.

Now, we will present the two processes in charge of the shared plan management, one to handle the plan on the robot side, *i.e.*, its updates and the action execution, and the other one to handle the estimated human mental states about the shared plan. When either the robot or the human starts and finishes an action execution, facts corresponding to these events, are added to Ontologenius and Mementar to keep track of what happened during the interaction. It also registers the data about the abstract task. Then, a component of the robotic architecture used to generate communication about elements, the Referring Expression Generator (REG), can use such information when invoked by JAHRVIS to refer to the past (*e.g.*, “the cube you took”).

When we will mention the robot monitoring with its head, it is done through a component described in Section 6.1.1.

#### 6.4.1 Robot Plan Management

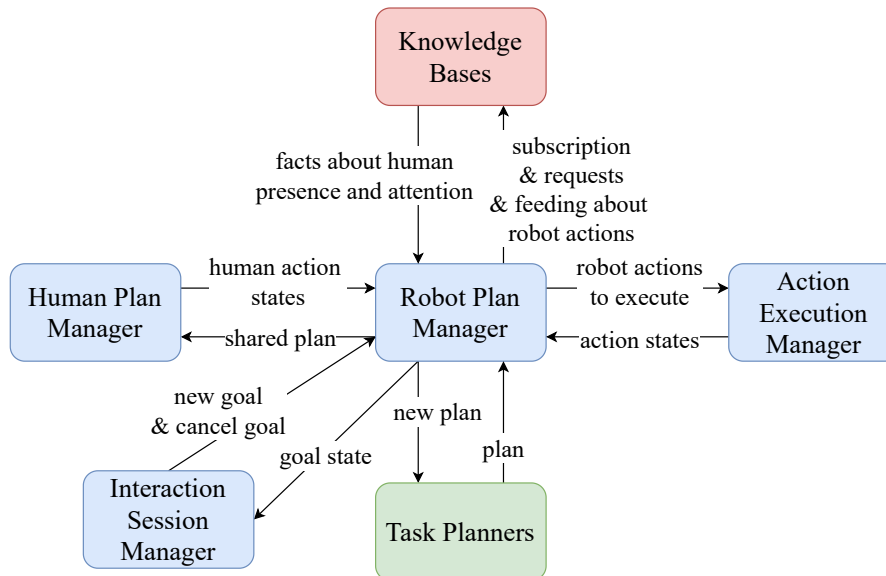


Figure 6.18 – The Robot Plan Manager and the RJAs (in blue) and the components of the robotic architecture (in red and green) with which it interacts.

As explained earlier, there are two processes to manage the shared plans. One of them is the Robot Plan Manager (RPM). It is in charge of the plan updates, maintaining the robot knowledge about the ongoing goal, and deciding which action should be performed by the robot and when. Figure 6.18 shows its relations with the other RJA of JAHRVIS and components of the robotic architecture.

**Update of a plan** When it receives a new goal from the Interaction Session Manager, it queries the Task Planner for a plan. This plan is a sequence of abstract and primitive tasks as described in Section 6.1.2. First, when receiving the plan, and then at each end of action execution, the abstract and primitive task states of the plan are screened in order to find the next primitive task to perform. The found ones have their state set to `TODO`. The implemented algorithm to do so is presented in Algorithm 1.

---

**Algorithm 1** Update of a plan

---

```

function UPDATEPLAN
|   for each  $\Pi_i$  with  $state_i = \text{PLANNED}$  in Plan do
|   |    $preds := \text{FINDALL}(id_j)$ 
|   |   |   such as  $\Pi_j \in \text{Plan}, id_j \in preds_i, state_j \neq \text{EXECUTED}$ 
|   |   |
|   |   |   if  $preds = \emptyset$  then
|   |   |   |    $state_i := \text{TODO}$ 
|   |   |   |   UPDATEABSTRACTTASKSTOONGOING( $\Delta_i$ )
|   |   if  $\forall \Pi_x \in \text{Plan}, state_x = \text{EXECUTED}$  or  $state_x = \text{UNPLANNED}$  then
|   |   |   GoalState :=SUCCEEDED

function UPDATEABSTRACTTASKSTOONGOING( $\lambda_i$ )
|   if  $\exists \lambda_i$  with  $state_i = \text{PLANNED}$  then
|   |    $state_i := \text{ONGOING}$ 
|   |   UPDATEABSTRACTTASKSTOONGOING( $\lambda_{\Delta_i}$ )

```

---

**TODO action event** As we used Jason, a process can react to events (see Section 4.3.2). Every abstract or primitive task state update triggers an event. We represented what happened when a primitive task is updated to `TODO` in Algorithm 2. There are three possible cases, either an action is to be performed by the human, or the robot, or it is undefined which is represented by the AgentX.

When an **action should be performed by the human** and if the robot does not have an action to do at the same time, the robot has to monitor them, or rather the parameters of their action, in order to be aware of what they are doing. To monitor, robot can use several modalities when they exist. Indeed, it can monitor with the camera on its head but also with a (lidar) scanner for example. As the most important thing for the RPM is to monitor parameters and not how to monitor them, it sends to a component in charge of the robot resources the objects of interest for the given action. In the current state of the work, only one parameter among the parameter list is selected to be monitored. The function to select this object of interest among the action parameters is simple, we take the first of the list, but it could be refined. Or, as explained earlier, parameters can be in the form of SPARQL queries. If it is the case, the robot chose to monitor the human closest one among the ones returned by Ontologenius. Then, it waits an update on the action state – which is updated by the Human Plan Manager (HPM) and then sent

to the RPM.

---

**Algorithm 2** Event action todo in RPM
 

---

```

function ON( $\Pi_i$ ) with  $state_i = \text{TODO}$ 
  if  $agent_i \in \text{Human}$  and  $name_i \in \text{PhysicalAction}$  then
    |  $objM := \text{CHOOSEOBJECTTOMONITOR}(params_i)$ 
    |  $\text{SETMONITOROBJECT}(objM)$ 
    |  $\text{WAITFORPRIMTASKSTATETOCHANGE}(\Pi_i)$ 
  else if  $agent_i \in \text{Robot}$  or  $agent_i \in \text{AgentX}$  then
    | if  $\exists p \in params_i, p$  is a SPARQL query then
    | |  $oneAgentOnly, newParams := \text{INSTANTIATEPARAMS}(\Pi_i)$ 
    | |  $params_i := newParams$ 
    | if  $oneAgentOnly \neq \emptyset$  then
    | |  $agent_i := oneAgentOnly$  ▷ Triggers a new ON function as
    | | TODO action updated
    | else
    | |  $\text{ALLOCATEPRIMTASK}(\Pi_i)$ 
    | | if  $agent_i \notin \text{Human}$  then
    | | |  $\text{SENDMESSAGE}(\text{ActionExecutionManager}, \Pi_i)$ 

function INSTANTIATEPARAMS( $\Pi_i$ )
  for each  $p$  in  $params_i$  do
    | if  $p$  is a SPARQL query then
    | |  $sparqlQ := \text{SPARQLTOELEMENTLIST}(p)$  ▷  $sparqlQ$  is a list of lists.
    | |  $oneAgentOnly = \emptyset$ 
    | | if  $\exists a \in sparqlQ, a \in \text{Agent}$  and  $a$  is unique then
    | | |  $oneAgentOnly := a$ 
    | | | add  $sparqlQ$  in  $newParams$ 
    | else
    | | add  $p$  in  $newParams$ 
  return  $oneAgentOnly, newParams$ 

```

---

When an **action should be performed by the robot or the AgentX**, first it needs to check if all action parameters are already instantiated and not a SPARQL request. When a parameter is a SPARQL request, it queries Ontologenius to get all the objects matching it, and eventually, the agents, in the form of a list of list. For example, if the SPARQL request is `?0 isA Cube. ?0 hasColor red`, then the result could be `[[red_cube_1],[red_cube_2]]`. Or, in case where there is another element in addition to the object, such as an agent, *e.g.*, `?0 isA Cube. ?0 hasColor red. ?0 isReachableBy ?1`, the result could be `[[red_cube_1,robot],[red_cube_2,human]]`. Sometimes, an agent action is allocated to the AgentX but the environment may have changed since planning time. Then, there may be one agent only, either the human or the robot, returned in the object list (*e.g.*, `[red_cube_1,robot]` if for some reason `red_cube_2` is not reachable by the human anymore). In this case, the agent action value will be updated

## 6.4. Shared Plans Handling

with this agent (*e.g.*, the robot).

Next, the action has to be allocated to an agent if it is not already the case. If the agent value corresponds to the robot, the only thing to do is to select the parameters to execute the action in case some of them are object list. In the current work, the function is simple, the robot choses the first one of the list.

If the agent value corresponds to the AgentX, then the RPM checks if another action exists with the same parameters and the TODO state. Indeed, the human cannot perform two actions at the same time so the RPM can allocate one to the robot. In case there is no other action, as we think the robot as a human helper, it should leave the choice to them if they want to perform the action or not. Devin et al. (2017) showed that naive users preferred when the robot asked them what they wanted to do but MacMillan et al. (2004) showed that unnecessary communication can reduce the team efficiency. Therefore, we chose the adaptive option, where the robot waits a few seconds to see if the human starts to perform the action. If they do, the action is allocated to the human and if they do not, the RPM allocates the action to the robot.

Finally, when an action is allocated to the robot, it is sent to the Action Execution Manager that will handle the action execution as indicated by its name.

---

### Algorithm 2 Event action todo in RPM(continued)

---

```

function ALLOCATEPRIMTASK( $\Pi_i$ )
  | if  $agent_i \in \text{Robot}$  or  $(\exists \Pi_j$  with  $j \neq i$ ,  $state_j = \text{TODO}$ ,  $params_i = params_j$ ,
  |  $agent \in \text{AgentX}$ ) then
  | | ALLOCATEPRIMTASKTOROBOT( $\Pi_i$ )
  | else
  | | while  $t_{current} < T_{max\_wait}$  or
  | |  $(state_i = \text{ONGOING}$  or  $state_i = \text{EXECUTED})$  and  $agent \in \text{Human}$  do
  | |  $\triangleright \Pi_i$  state may be updated by the Human Plan Manager
  | | | if  $agent \notin \text{Human}$  then
  | | | | ALLOCATEPRIMTASKTOROBOT( $\Pi_i$ )

function ALLOCATEPRIMTASKTOROBOT( $\Pi_i$ )
  | for each  $p$  in  $params_i$  do
  | | SELECTPARAMS( $params_i$ )
  | |  $agent_i := \text{Robot}$ 

```

---

**EXECUTED action event** We represented what happened when a primitive task is updated to EXECUTED in Algorithm 3. As explained above, the manipulated plans can be conditional plans. Thus, at the end of each action execution, the RPM looks if at place of the plan, the human had the choice between the action they just executed and other actions. If it is the case, these other actions and all their descendants are set to UNPLANNED as they should not be executed. For example, let's look at the HATP/EHDA plan in Figure 6.17 and the first choice the human

can do. The robot detected that the human placed their red cube on `placement_1`. Thus, the action with them placing the cube on `placement_1`, and the one where they wait, as well as the all the other abstract and primitive tasks of these two branches, are not part of the plan anymore.

Then, the plan is updated to find the next actions TODO as presented in Algorithm 1.

---

**Algorithm 3** Event action executed in RPM

---

```

function ON( $\Pi_i$  with  $state_i = EXECUTED$ )
  ENDOBJECTMONITORING( $params_i$ )
  REMOVEPARALLELBRANCHES( $agent_i, preds_i$ )
  UPDATEABSTRACTTASKSTATE( $\Delta_i, EXECUTED$ )
  UPDATEPLAN ▷ see Algorithm 1

function REMOVEPARALLELBRANCHES( $agent_i, preds_i$ )
  |  $primTasksToUnplan := FINDALL(\Pi_x)$ 
  | with  $agent_x = agent_i, preds_x = preds_i,$ 
  | ( $state_x = TODO$  or  $state_x = SUSPENDED$ )
  | REMOVEPRIMTASKS( $primTasksToUnplan$ )

function REMOVEPRIMTASKS( $primTasksToUnplan$ )
  | for each  $\Pi_i$  in  $primTasksToUnplan$  do
  | |  $state_i := UNPLANNED$ 
  | | UPDATEABSTRACTTASKSTATE( $\Delta_i, UNPLANNED$ )
  | | REMOVECHILD( $\Pi_i$ )

function REMOVECHILD( $\Pi_i$ )
  |  $primTasksToUnplan := FINDALL(\Pi_j)$  with  $id_i \in preds_j$ 
  | REMOVEPRIMTASKS( $primTasksToUnplan$ )

function UPDATEABSTRACTTASKSTATE( $id_x, newState$ )
  | if  $\forall \lambda_i, \Pi_i$  with  $\Delta_i = id_x, (state_i = EXECUTED$  or  $state_i = UNPLANNED)$  then
  | |  $state_x := newState$ 
  | | UPDATEABSTRACTTASKSTATE( $\Delta_x, newState$ )
  
```

---

## 6.4.2 Human Plan Management

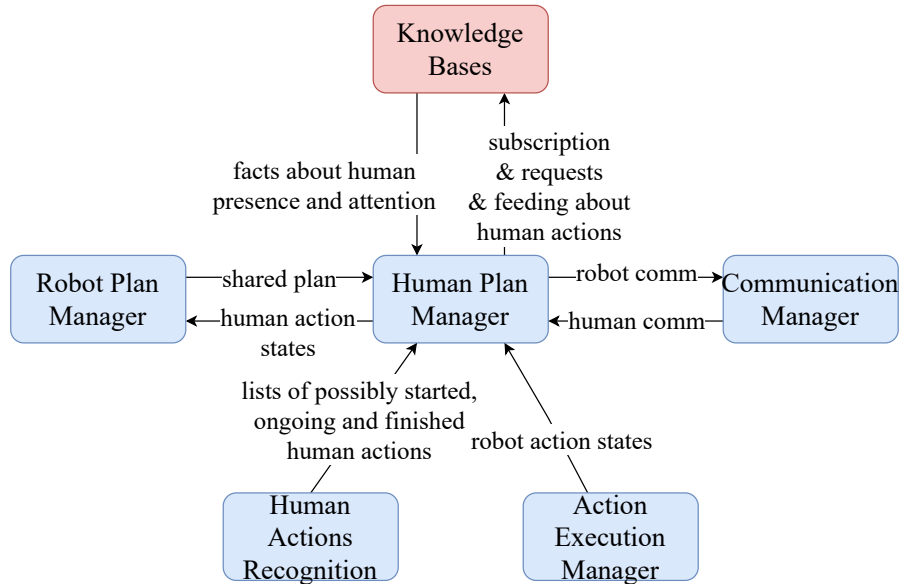


Figure 6.19 – The Human Plan Manager and the RJAs (in blue) and the component of the robotic architecture (in red) with which it interacts.

The Human Plan Manager (HPM) keeps track of the estimated human mental state about the ongoing shared plan, endowing the robot with Theory of Mind (see Section 1.2). The role of this process is central, as it receives the data about the recognized human actions, deduces what the human might or might not know about the plan or action executed by the robot, and requests the communication to perform to the Communication Manager (CM). Figure 6.19 shows its relations with the other RJA of JAHRVIS and components of the robotic architecture.

When a shared goal starts, it receives from the RPM the list of primitive tasks composing the plan. The action states are updated with the same algorithm as the RPM, Algorithm 1 (with the function updating the abstract tasks being not used). We distinguish two cases of TODO actions, the actions to be performed by the human and the ones to be performed by the robot.

**Action to be performed by the human** We present Algorithm 4, describing what happens in the HPM when it computes that the human has an action to perform, with effects that are VisualEffects (see Section 6.1.1). It only shows when everything goes well, *i.e.*, that the human performs the right action in the allocated time. The way the robot reacts if the human is not acting, by communicating, is described with Algorithm 5 for the case where the action never started and with Algorithm 6 for the case where the robot detected the start but cannot see the final action effects.

As we can see in Algorithm 4, when the HPM estimates the human is aware that they have an action to perform, it checks if action data received from the

Human Actions Recognition matches it. The function comparing the TODO action with monitored actions communicated by the HAR is a Jason rules, comparing the agent names, the action classes and the parameters. If the TODO action has SPARQL-like parameters, the rule allows to check if it can correspond to the parameters of a given recognized action. Moreover, because JAHRVIS enables the use of conditional plan where the branch choices are made by the human, when the human makes one of this choice, the other branches have to be SUSPENDED and then UNPLANNED.

---

**Algorithm 4** Event action todo by human in HPM
 

---

```

function ON( $\Pi_i$ ) with  $agent_i \in$  Human and  $state_i =$  TODO
   $matchingAction := false$ 
  while  $t_{current} < T_{timeout,start}$  and not  $matchingAction$  do
    | if MATCH( $\Pi_i, monitoredAction_{STARTED, PROG, ACHIEV}$ ) then
    | |  $matchingAction := true$ 
  if  $t_{current} > T_{timeout,start}$  then return
  if MATCH( $\Pi_i, monitoredAction_{STARTED, PROG}$ ) then
    |  $state_i := ONGOING$ 
    | SENDMESSAGE(RobotPlanManager,  $\Pi_i$ )
    |  $matchingAction := false$ 
   $primTasksToSuspend :=$  FINDALL( $\Pi_j$ ) with  $id_i \in preds_j$ 
  SUSPENDPRIMTASKS( $primTasksToSuspend$ )
  while  $t_{current} < T_{timeout,achiev}$  and not  $matchingAction$  do
    | if MATCH( $\Pi_i, monitoredAction_{ACHIEV}$ ) then
    | |  $matchingAction := true$ 
  if  $t_{current} > T_{timeout,achiev}$  then return
   $state_i := EXECUTED$ 
  SENDMESSAGE(RobotPlanManager,  $\Pi_i$ )
  REMOVEPARALLELBRANCHES(human,  $preds_i$ ) ▷ see Algorithm 3
  UPDATEPLAN ▷ see Algorithm 1

```

---

When the robot estimates that the human knows they should perform an action but this does not happen, it initiates a communication through the Communication Manager in order to indicate to the human that they have this given action to do. Thus, it updates once again its estimation of the human mental state about the action, setting it to TODO since it informed them. It is described by Algorithm 5.

A bit similarly, when the robot observed the beginning of an action, it asks the human if they did it, as it might have missed the end of the action execution and/or for some reason might not be seeing the action necessary effect. If the human answers yes, the robot updates the action state as well as the actions effects in Ontogenius. In the other case, the robot set the action to TODO as the human knows they should do it. This function could be enhanced with a more sophisticated dialog.

Sometimes, it can happen that the HPM receives from the HAR that a human action has been achieved whereas no human primitive task is in a TODO state. This

---

**Algorithm 5** Handling of action todo timed out on wait for started/progressing action by human in HPM

---

```

function NOTDOING(List of  $\Pi$  with  $state = \text{TODO}$ )
  if first time for these actions then
    for each  $\Pi_i$  in List of  $\Pi$  do
      |  $state_i := \text{NOT\_STARTING}$ 
      | SENDMESSAGE(CommManager,List of primTask)
      for each  $\Pi_i$  in List of  $\Pi$  do
        |  $state_i := \text{TODO}$ 
    else
      | NEGOCIATION or STOPGOAL ▷ Negotiation not implemented

```

---



---

**Algorithm 6** Handling of action todo timed out on wait for achieved action by human in HPM

---

```

function NOTDOING( $\Pi_i$ ) with  $agent_i \in \text{Human}$  and  $state_i = \text{TODO}$ 
  if first time for this actions then
    |  $state_i := \text{NOT\_FINISHED}$ 
    |  $answer := \text{SENDMESSAGE}(\text{CommManager}, \Pi_i)$ 
    | if  $answer = \text{no}$  then
      |  $state_i := \text{TODO}$ 
    | else
      |  $state_i := \text{EXECUTED}$ 
      | UPDATEONTOLOGENIUS( $necessEffectL_i$ )
  else
    | NEGOCIATION or STOPGOAL

```

---

recognized action might be matching a PLANNED action which would have been the next to be set to TODO. Such a situation arises because HATP/EHDA is still a prototype and does not give the causal links between actions. Then currently, we can see the human performing an action which preconditions are met whereas in the plan it appears after a given robot action not executed yet. In a plan with causal links, this type of action would be parallel to the robot action and not following. But, meanwhile we are waiting for a planner update, we implemented the handling of such a case. If this happens, the primitive task is set to EXECUTED and the plan state is updated with Algorithm 1.

Moreover, as we can see in the plan represented in Figure 6.17, the human has sometimes WAIT actions allocated to them in the plan. Contrarily to IDLE for situations in which the human cannot act without the robot action or has finished their part of the plan, the human can be acting during WAIT actions, performing their next non-wait action. Indeed, it is also a case where causal links should be used. Thus, we circumvented the issue by checking if a human recognized action matches an action following WAIT actions in the plan. If so, the action is set to EXECUTED and the plan state is updated with Algorithm 1.



Finally, if a human action recognized as achieved but does not match the two situations explained in the previous paragraphs, the HPM requests a replanning to the RPM.

**Action to be performed by the robot** Now, the HPM should also handle when an action is to be performed by the robot. Thanks to the class action we defined (see Section 6.1.1), actions on the environment and communication actions can be process differently. For the latter, human attention is monitored by the Communication Manager.

The handling of an action performed by the robot depends on the estimated establishment of a (simple) joint attention (see Section 1.3.3.5) between the human and the robot. An activity diagram presented in Figure 6.20 shows that when the HPM is informed by the Action Execution Manager (AEM) of a robot ongoing action, it monitors, if the human is in its field of view, their attention towards the action parameters or the robot. When the HPM estimates that the human sees what is going on, then it updates the human's mental state about this action. When it estimates that they have not seen the action, then it considers that the human has a false belief about the action, as in the robot's belief base the action is executed but not in the human's one, there is a belief divergence (see Section 1.2). Thus, it communicates to realign the human's beliefs. Moreover, even if the robot was in the human's field of view (FoV), sometimes some action effects are non-observable (see Section 6.1.1), so this is another case where the robot will communicate about an action it executed. Then, when an action is set as EXECUTED in the human's mental state, it updates the plan with the function presented in Algorithm 1.

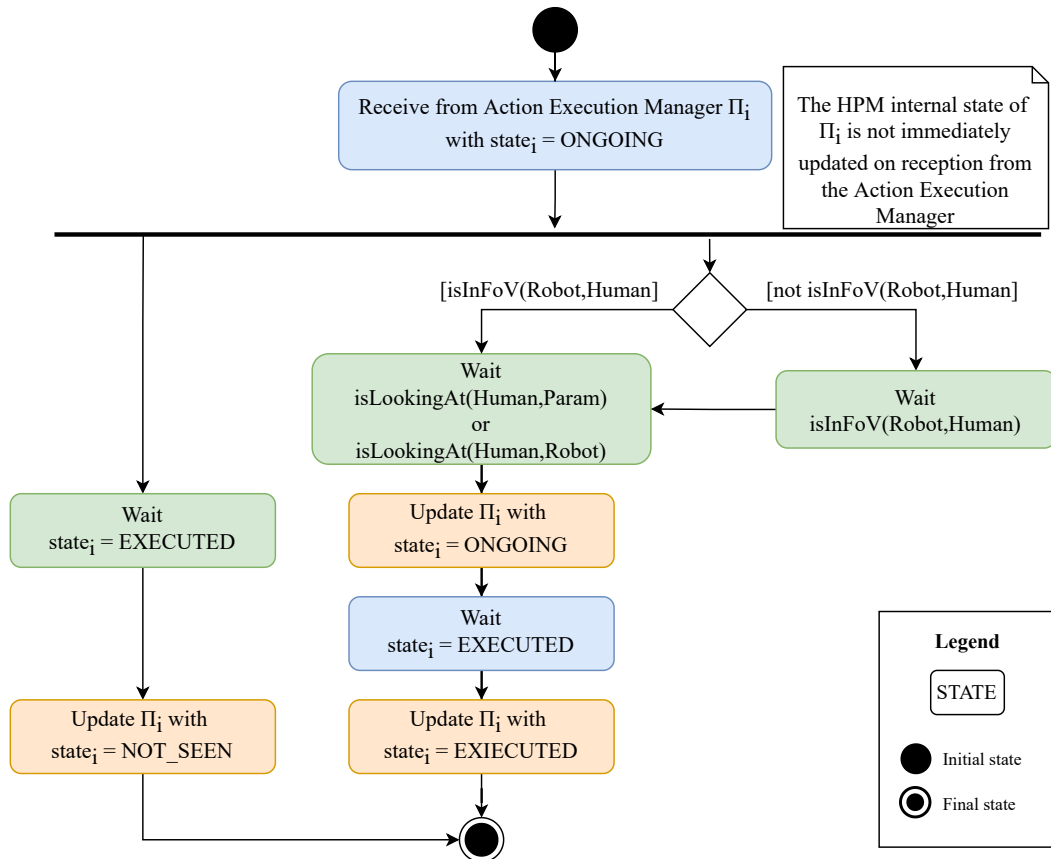


Figure 6.20 – Activity diagram representing what happens when the Action Execution Manager (AEM) sends to the HPM that the robot started to execute an action. We represent in blue the nodes receiving data from the AEM, in green the ones receiving data from Ontologenus and in orange the ones updating the action state in the HPM belief base.

## 6.5 Action Execution Management

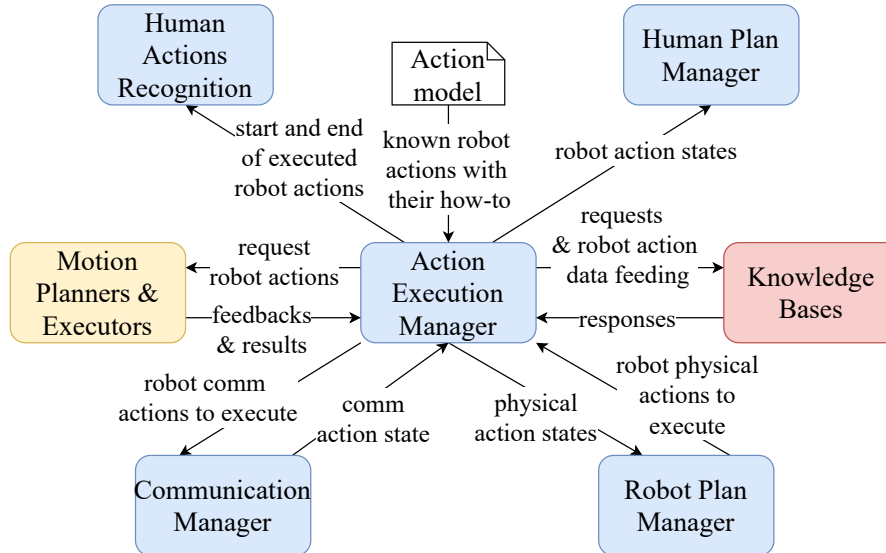


Figure 6.21 – The Action Execution Manager and the RJAs (in blue) and the components of the robotic architecture (in red and yellow) with which it interacts. It is fed by a file (in white) with description of the robot actions the robot can do and how.

Deciding is not enough, the robot needs to be able to act. Thus, JAHRVIS has a ROS-Jason Agent (RJA) called the Action Execution Manager (AEM). Figure 6.21 shows its relations with the other RJA of JAHRVIS and components of the robotic architecture. The AEM is composed of a generic part managing the general flow of an action execution, described in Algorithm 7, and of a task-specific part, specifying the distinctive characteristic of given actions which are instantiations of the EXECUTE function in a separate ASL file as explained in Section 6.1.1. Moreover, all actions of the type PhysicalAction are realized based on action clients to communicate with the Motion Planners and Executors (see Figure 3.1) which allows a fine management of the execution through feedbacks and error codes. Finally, each instantiation of a PhysicalAction automatically starts and ends with the setting of the action parameters monitoring by the robot head, based on the head management presented in the next paragraph. For CommunicateAction, their parameters are reorganized and then the action is sent to the CM for execution.

**Robot Resource Management** The correct handling of the resources (head, arms, base...) of a robot is critical to perform a task, but it can be cumbersome for a deliberative component, such as JAHRVIS, to do all the micro-management required. To tackle this issue, a physical resource management system has been designed by Guillaume Sarthou and Guilhem Buisan, inspired by Devin (2017). For each of the identified resources is instantiated a component called *Resource Man-*

**Algorithm 7** Action execution management

---

```

function EXECUTEACTION( $\Pi_i$ ) with  $agent_i \in$  Robot
  if  $name_i \in$  PhysicalAction then
    | SENDMESSAGE([RPM,HPM,HAR],  $\Pi_i$ ) with  $state_i =$  ONGOING
  else if  $name_i \in$  CommunicateAction then
    |  $\triangleright$  ONGOING state set by the CM
    | SENDMESSAGE(CommManager, $\Pi_i$ ) with  $state_i =$  TODO
     $action :=$  ACTIONPARSING( $name_i, params_i$ )
    EXECUTE( $action$ )
  if  $name_i \in$  PhysicalAction then
    | SENDMESSAGE([RPM,HPM,HAR],  $\Pi_i$ ) with  $state_i =$  EXECUTED
  else if  $name \in$  CommunicateAction then
    | SENDMESSAGE([RPM,HPM],  $\Pi_i$ ) with  $state_i =$  EXECUTED

```

---

ager, having two types of input: permanent channels, that can be preempted at any time (*e.g.*, look at the head of the human interacting with it) and finite state machines which are not preemptable (*e.g.*, set of commands to scan a table). A component called *Resource Synchronizer* deals with actions requiring multiple resources such as the human-aware navigation which uses the head and the base. The synchronizer also reports the status of the ongoing coordination signal to JAHRVIS to monitor the progress of the action. Finally, a priority scheme has been implemented to handle multiple active inputs at the same time for one resource.

Such component allows JAHRVIS to be agnostic about the used robotic platform, as it offers the same interface for whichever one. Moreover, it enables joint attention with a nice head control as JAHRVIS can switch priorities between three types of permanent channels that have been defined, depending on where we are in the task: environment monitoring, human head monitoring and human hand monitoring. The two latter are set with the head and hand of the human the robot is interacting with as point to follow, whereas the environment monitoring channel receives new point of focus according to the needs of the task (*e.g.*, the cube the robot should pick or the box in which the human has to put an object). Thus, when the agents are talking together, JAHRVIS will set the human's head with the highest priority, but when the robot has to pick a cube, it will be the environment monitoring that will have priority. Finally, the head behavior can be controlled not only based on visual inputs but also on laser inputs for example if it has some. Indeed, according to the task context, it can be interesting for the robot to know what is going on around it. In this case, a channel can be instantiated so the robot can react when it detects moves with its laser and then looks in this direction.

## 6.6 Communication Management

The last RJA involved in the robot decision and control is the Communication Manager (CM). It is not dedicated to complex talks with the human but to enable the

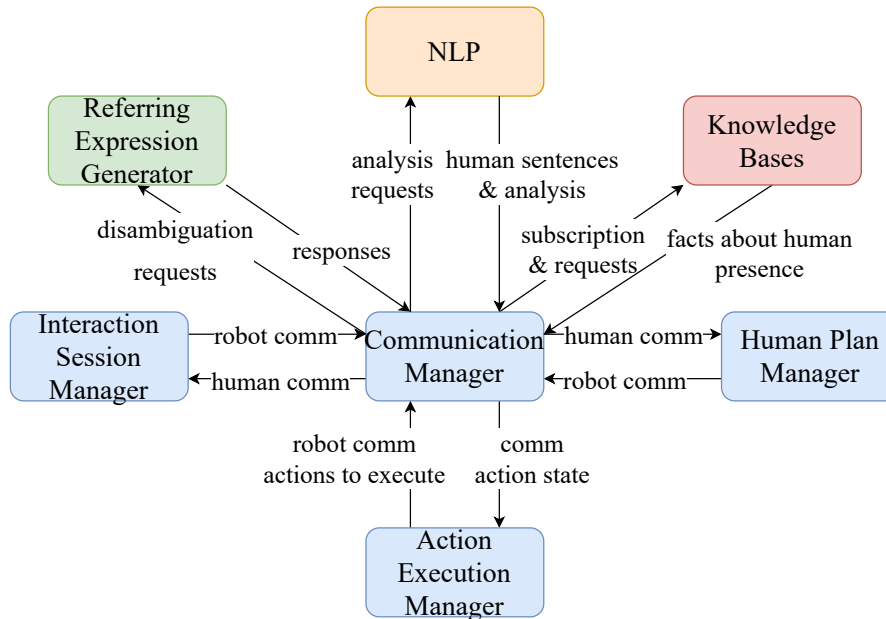


Figure 6.22 – The Communication Manager and the RJAs (in blue) and the components of the robotic architecture (in red, green and orange) with which it interacts.

robot to perform and interpret communication during collaborative tasks, because as shown in Section 1.4, it is important. This process is based on a software for Natural Language Processing (NLP) and closely linked to a domain-specific planner called Referring Expression Generator (REG). This latter has been developed by Guillaume Sarthou and Guilhem Buisan (Buisan et al., 2020; Sarthou et al., 2021a). It aims, regarding the current symbolic state of the world, at finding the minimal set of relations to communicate and allows, when interpreting a communication, to identify a given entity. For example, if the robot wants to talk about a green cube on a table but there is another green one on a close shelf and a red cube on the table, how can it do? Well, it queries the REG which answers with a nominal group such as “the green cube on the table”. Figure 6.22 shows its relations with the other RJA of JAHRVIS and components of the robotic architecture.

### 6.6.1 What information to communicate? How to communicate it and when?

As shown above, three other processes, the Interaction Session Manager, the Human Plan Manager and Action Execution Manager, can query the CM to issue a communication to the human. We defined several types of verbal communicative acts the robot can do:

1. to do social chat for interaction session opening and closing (*e.g.*, “hello”),
2. to give information about its abilities/role (*e.g.*, “I’m here to help you find your way”),

3. to initiate a shared goal (*e.g.*, “Let’s do this package”),
4. to give information about the ongoing task (*e.g.*, “I cleaned the table”),
5. to ask information about the ongoing task (*e.g.*, “Have you cleaned the table?”),
6. to request the human to perform an action (*e.g.*, “Can you clean the table?”),  
and
7. to give up the shared goal (*e.g.*, “I’m sorry I give up, I’m failing”)

We focus on the communicative acts 4 and 6 with the verbalization of actions presented in Algorithm 8, developed in collaboration with Guillaume Sarthou.

As the communication is important, it is essential to minimize the risk that it gets lost. Thus, when the CM receives a communication to perform from another RJA, it ensures that it perceives the human before issuing the communication, so it has more chance to get the human’s attention. Therefore, it sets the monitoring channel of the Robot Resource Manager on the human head monitoring (see Section 6.5).

Moreover, when the robot needs to inform the human that it executed a given action or to ask them to perform one, it needs to verbalize it properly. Still in the spirit of a generic system, the algorithm that we developed is not task or action specific. Action labels (presented in Section 6.1.1 and verb conjugation) are stored in Ontologenius which can be manually fed with new ones when needed.

Let’s take an example where instead of making a stack, the agents have to remove the cubes from the table to put them in a green box. Then, we put ourselves in the case where the robot informs the human it has performed a Drop action `robot_drop_cube` in the plan, with `red_cube_1` and `green_box` as parameters.

First, the CM queries Ontologenius to get the closest class in the hierarchy with labels. Here, it is `DropAction`. There are three possible labels for this action, so the robot has the possibility to communicate about it with different action parameters: `[{Agent} @Drop {Cube}, {Agent} @Drop in {Container}, {Agent} @Drop {Cube} in {Container}]`. Thus, the CM finds which label matches its parameters, based on the parameter number and on their class. Then, in our case, this is `{Agent} @Drop {Cube} in {Container}`.

Next, for each parameter, it tries to find the right verbalization, either it will be a Referring Expression or the parameter label stored in Ontologenius, and replace them in the class action label. So, we would have something like `{Agent} @Drop the red cube on the table in the box`.

Finally, it replaces `{Agent}` with the action actor and `@Drop` with the right conjugation. As the CM wants to refer to an action the robot has done, it queries the Ontology with the conjugation of `Drop` at the past first singular person, which is `dropped`. Then, the result of the action verbalization is `I dropped the red cube on the table in the box`.

When the CM wants to ask the human to perform an action, it uses the same algorithm and turn the sentence into an interrogative form with the verb “can”. As JAHRVIS manipulates conditional plans, the CM can take as input list of actions

and separate them with “or” when communicating about them. And, when it wants to communicate about the human having to perform several actions in a row, it uses “and”.

---

**Algorithm 8** Action verbalization
 

---

```

function ACTIONVERBALIZATION(agent,action,parameters,tense)
  labelList :=GETCLASSACTIONLABELS(action)    ▷ Query to Ontologenus
  actionVerba :=LABELTOWORDS(labelList,parameters)
  if agent ∈ robot then
    | person := FirstSingularPersonalForm
    | pronoun := I
  else if agent ∈ human then
    | person := SecondSingularPersonalForm
    | pronoun := you
  verb :=GETVERB(actionVerba)
  conjugatedVerb :=GETCONJUG(actionVerba,verb,person,tense)▷ Query to
  | Ontologenus
  |
  | actionVerba := actionVerba.REPLACE(“{Agent}”,pronoun)
  | actionVerba := actionVerba.REPLACE(“@verb”,conjugatedVerb)

function LABELTOWORDS(labelList,parameters)
  | actionVerba :=“”
  | for each label in labelList do
  | | labelClassParams :=REGEXMATCH(“{(!Agent)(.*?)}”,label)
  | | if LENGTH(labelClassParams)=LENGTH(parameters) then
  | | | for each param in parameters do
  | | | | for each labelClassParam in labelClassParams do
  | | | | | if param ∈ labelClassParam then    ▷ Query to
  | | | | | Ontologenus
  | | | | | if actionVerba =“” then
  | | | | | | actionVerba := label
  | | | | | if param ∈ Pickable, isAbove(param, Support) then
  | | | | | | param :=GETREFERRINGEXPRESSION(param)
  | | | | | else
  | | | | | | paramVerba := GETPARAMVERBA(param)
  | | | | | | Ontologenus
  | | | | | actionVerba
  | | | | | := actionVerba.REPLACE(“{labelClassParam}”,
  | | | | | | paramVerba)
  | | | | | break

```

---

### 6.6.2 To Understand Communications

Having the robot able to enunciate or ask information to the human is important, but to be able to understand communication from them is as well. The human

should be able to communicate about the plan such as to ask precision about a given action, to signal that something is not going well or to ask the robot to perform an action. We focused on the latter in collaboration with Guillaume Sarthou.

The Algorithm 9 allows the CM to translate a human instruction about an action to perform by the robot into an instruction understandable by the Action Execution Manager.

---

**Algorithm 9** Understanding of a human instruction
 

---

```

function GETACTIONTOPERFORM(sentence,context)
|    $\langle act, sparqlQ, score \rangle := \text{GETSENTENCESEGMENTATION}(sentence)$   ▷ Query
|   to NLP
|
|   if  $score > Score_{min}$  then
|   |    $merged := \text{MERGESPARQLWITHCONTEXT}(sparqlQ, context)$   ▷ Query
|   |   to REG
|   |    $matchingObjects := \text{SPARQLTOOBJECTS}(merged)$   ▷ Query
|   |   to Ontologenius
|
|   |   if  $\text{LENGTH}(matchingObjects)=1$  then
|   |   |   return  $act, matchingObjects[0]$ 
|   |   else
|   |   |    $question := \text{"do you mean "}$ 
|   |   |   for each object in matchingObjects do
|   |   |   |    $sparqlO := \text{GETSPARQL}(object)$   ▷ Query to Ontologenius
|   |   |   |    $objectVerba := \text{GETOBJECTVERBALIZATION}(sparqlO)$  ▷ Query
|   |   |   |   to REG
|   |   |   |    $question := question + objectVerba$ 
|   |   |    $answer := \text{ASKHUMAN}(question)$ 
|   |   |    $\text{ANALYZESENTENCE}(answer, merged)$ 

```

---

Let's take an example where a green cube is on a table (`green_cube`) and another is on a shelf beside (`green_cube_3`). The human instructs the robot to take the green cube but there are two of them, so we are going to see how the CM process to handle this order.

When the CM receives a human sentence such as "Take the green cube", it queries the Natural Language Processing (NLP) component which returns the action name it isolated from the rest of the sentence (*e.g.*, in our case, "take"), a SPARQL query corresponding to the parameter (*e.g.*, here, a SPARQL matching "green cube"), and a comprehension score (*e.g.*, with such a sentence it would be 1.0).

Then, it requests Ontologenius for the list of objects corresponding to the SPARQL query, from the human's perspective. Indeed, the robot could perceive a green cube which is not visible by the human (*e.g.*, in their back), in this case, it will not be part of the returned objects as it is not part of the human's knowledge. If the human has properly given their instruction, the object list size should be 1 and the algorithm is over (*e.g.*, in our example, if there was only one green cube).



However, for some reason, they may have been imprecise or absent minded (*e.g.*, here, they forgot that another green cube was on the shelf). In this case, the CM gets from Ontologenus the SPARQL query corresponding to each object, with elements allowing to discriminate between them. Then, it requests the REG for the verbalization of these objects, based on their SPARQL description. Thus, we could have the robot asking the human something like “Do you mean the green cube on the table or on the shelf?”.

Then, the function starts over with the human answer which could be “the green cube on the table” – the CM keeps the action of the initial instruction into memory.

Finally, once the CM isolated an action and a parameter, it sends them to the Action Execution Manager, in our example it would be `take(pr2_robot, green_cube)`.

## 6.7 Example

The example starts at the beginning of the `StackBuildingTask` and finishes when the robot has to place its red cube. The plan generated by HATP/EHDA (see Figure 6.17) indicates that first the robot has to pick its red cube, then that the human has to pick his, and either place it on one of the placements or wait for the robot to do it first. Finally, the robot places its cube.

In Figure 6.23, we present an insight of what happens in the system during a collaborative task. We can see that the robot executed the planned pick action. When performing its action, it was looking at its red cube so it could not see if the human was looking at its action or not. Thus, it is considered that the human had not seen it. Once its action was over, it looked back at the human and was able to update his mental state, *i.e.*, it estimated that the human knew the robot red cube was not on the table anymore (Situation Assessment). Therefore, it considered that as he had seen its action effect, he was aware of its action. Then, the robot action goes from `NOT_SEEN` to `EXECUTED` in the estimated human knowledge of the plan.

In parallel to the robot action execution, we can notice that the human picked his red cube at the same time the robot was picking its, whereas it was not planned this way. However, it is ok since it was the next action to do for the human (see Section 6.4, causal links handling in plans are future work).

Then, after both picks, the robot waits for the human to make his choice about the red cube placement. The human starts to move his hand toward the placements. As they are near to each other, the Situation Assessment is not able to distinguish if the hand goes more in the direction of one of them. Thus, the Human Actions Recognition computes that as the human is holding the red cube and moving his hand toward support, place actions may have started. Then, when the cube is on top of the `placement_1`, it computes that the corresponding place action has been achieved. Then, the robot place action becomes `TODO`. Finally, the actions of the not chosen branches are set to `UNPLANNED`.

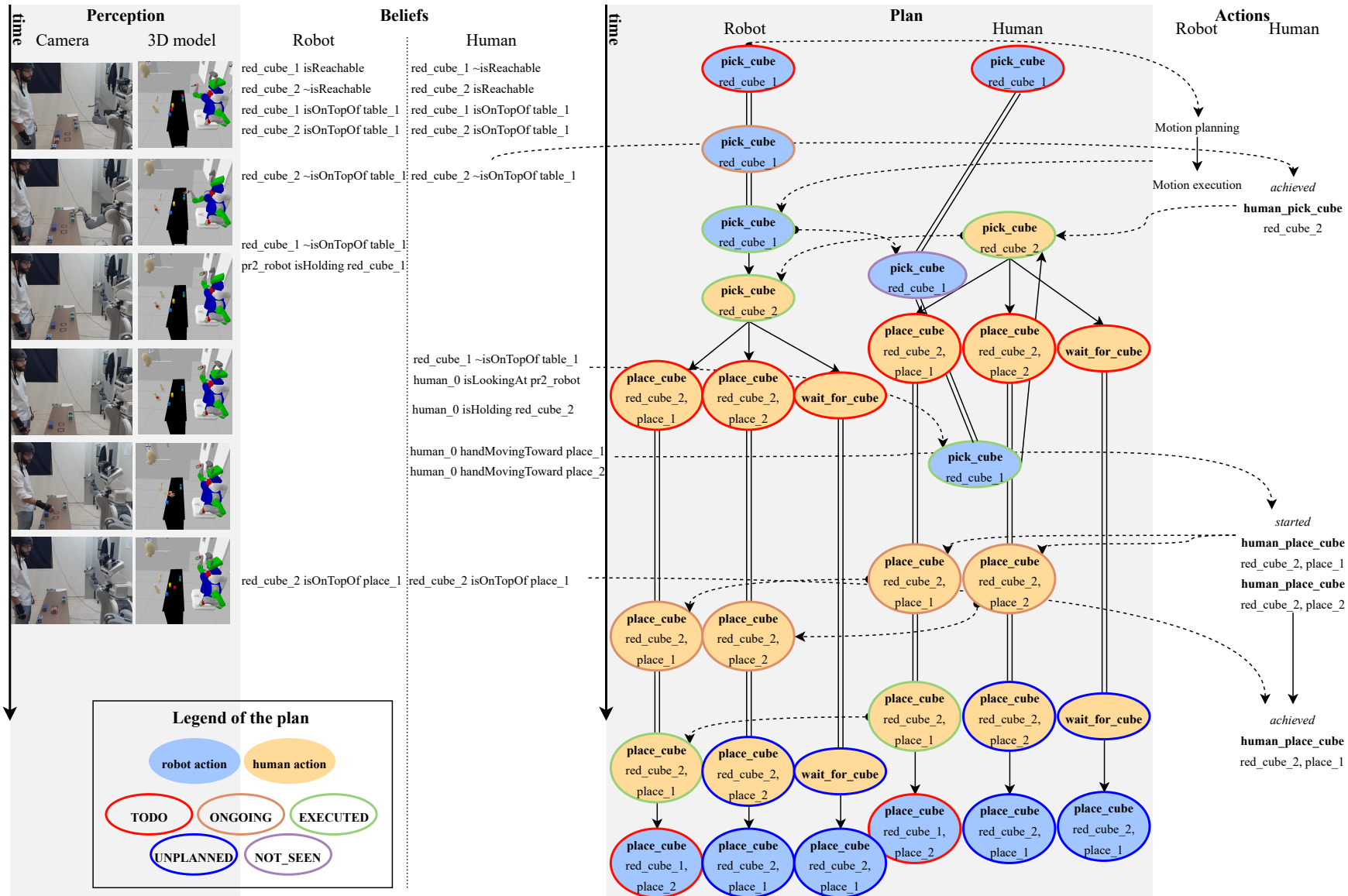


Figure 6.23 – Insight of what happens in the system during a collaborative task. Knowledge are facts generated by the Situation Assessment and Ontologenius. On one side there is the plan progress from the robot point of view (managed by the RPM) and on the other side the plan progress from the human point of view, estimated by the robot (managed by the HPM). The robot actions are sent by the AEM for execution to the Motion Planner and Executor. The human actions are recognized by the HAR.

## 6.8 Conclusion and Future work

In this chapter, we have proposed a generic supervision component providing robot decision and control to the robotic architecture it is integrated to, for collaborative robots. The developed ROS-Jason Agent (RJA) have their basis into the joint action principles presented in Chapter 1. It endows the robot with knowledge representation, perspective-taking and ToM, joint attention, monitoring, communication, shared plan management. Have we respected the requirements listed in Chapter 4?

### How is it generic?

First, the joint action and collaboration principles it tries to implement are valid in a certain number of collaborative contexts. Indeed, in any task, it is important to estimate the beliefs of the human partner, *i.e.*, what they perceive, what they know or not know of the task or the environment, and what they think of the task progress. Now, imagine a collaborative robot whose camera is on the chest and not its head. When performing a StackBuildingTask with the human, it could orient its head toward behind it, it would not matter for its own performance to the task. However, such a lack of joint attention would be prejudicial as contrary to what the human expects from a partner in a collaborative task. Then, to be able to monitor the human seems compulsory in order to what the robot partner does and so to be able to estimate the task progress and to act as well. And, Communication is also key. Indeed, who was not fed up with a virtual assistant which could not understand, at all, their request? Who wants to continue to interact with such device when it happens repeatedly?

Then, the core of JAHRVIS does not depend on a task. Every element that is task dependent is loaded in a separate file: action models, action recipes for execution and repair, and task goals. Facts to monitor human actions are automatically collected from the action models when starting the system and then it subscribes to them. For the rest, it is task-agnostic, the decision-making processes are task independent as the algorithms used are the same for different collaborative tasks (but of course it takes into account the task data in real-time as input). Indeed, to have JAHRVIS manipulating a plan for a new task, the only condition is to respect the given format. Moreover, we presented JAHRVIS running with two different task planners but if another planner with different characteristics was needed for a given task, it could be easily used as the only thing to do is to write the file to convert the plan into the write format and then to add it to the list of the known planners. Finally, the JAHRVIS RJA themselves could be replace by other modules if respecting the format, such as the action recognition. Indeed, as well as the Human Plan Manager receives the lists of possibly started, ongoing or executed human actions, it is “happy”.

**How does it take the human partner into account?**

First, JAHRVIS bases itself on a robotic architecture incorporating human-aware components. The Situation Assessment computes two world representations: one for the robot and one for the human. Each of these worlds feeds the Knowledge Base corresponding to the given agent. It allows JAHRVIS to make use of perspective-taking towards the human. Then, when performing a plan with the human, it tries to monitor them as often as possible. This allows to react consequently to the human's actions. Next, it has two separated processes to handle a shared plan in order to maintain an estimation of the human's knowledge about the task progress.

**How does it leave decisions to the human?**

Two methods were integrated to JAHRVIS in order to have the robot flexible and adaptive. Indeed, to have a complete plan with all the object and agent actions allocated before even having started the task can be very limiting, as sometimes several objects can be possibly used to execute a given action for example.

The first method was the use of an "AgentX" and object parameters under the form of SPARQL queries. Thus, when an action is possible by either the human or the robot, or the human has the choice between two objects to act, the robot knows it and can adapt while considering it is normal. With a more classical plan, if the human took an appropriate object but not the one the robot had plan, re-planning would be needed and is not necessarily bad. But it leaves aside that the human did a choice that was making the plan progressing, and so that they were committed and not making errors.

The second method was the ability to handle conditional plans. The planner output a plan representing human choices at some points. Thus, JAHRVIS, recognizing divergent plan branches, is aware when it has to wait for the human to make a choice. It monitors them and when it estimated the human chose a branch, it disables the other ones.

**How does it recognize the human actions?**

We showed that JAHRVIS could successfully recognize human actions involving object manipulations, producing changes, new facts in the world. This feature is model based which is often not the case in other systems, as they use learning methods. Although being quite simple, it is very convenient to endow the robot with the ability to recognize a new action. Moreover, it is robust to unreliable perception, either because of the perception component or because the robot was not looking the human at the right time to observe them acting.

**How does it handle contingencies?**

Not so well. This is feature we wanted to explore at first, as explained in the thesis introduction. However, as we needed to have a system able to handle task in

which everything was smooth, we implemented this first, leaving no time to develop nice strategies to handle contingencies and failures. However, we still implemented simple ways to react to such situations: when a human action is monitored and estimated as not being part of the plan, it replans, and when a robot action execution fails, it tries once again. If after the second tentative it still fails, it gives up the task, warning the human of its decision and its failure.

#### **How does it manage relevant communications?**

Dialog is not the focus of this thesis but it seemed important to us to think about communicative strategies that could be useful in task. We focused on the robot communicating about actions, either an action it executed or one that the human should perform. It was extensively based on the KBs and the Referring Expression Generator (REG), allowing to have nothing hard-coded except question prefixes. We also implemented an algorithm allowing the robot to parse a human order of an action to execute.

#### **How does it consider interaction outside collaborative tasks?**

We designed a frame, called interaction session, endowing the robot with internal states such a greetings, tasks, goodbyes. It is not developed much but it implements the minimum social rules of a social interaction: the greetings and the goodbyes. It also models that the robot can “have a life of its own” as not involved in an interaction session.

#### **How does it adapt to human experience, abilities or preferences?**

It was not the element on which we focused the most so the adaptation to the human abilities or preferences is poor or null in JAHRVIS. However, this issue has been a bit tackled in the context of the direction-giving task presented in Chapter 8. Moreover, we did not go really far in this direction but we investigated a bit the aspect concerning human experience, as JAHRVIS feeds the KBs with data about the collaborative task it is in. This allows the REG to refer to past events when generating a referring expression on request of JAHRVIS.

# Quality of Interaction Evaluation

---

## Contents

---

<b>7.1</b>	<b>Introduction</b>	<b>127</b>
<b>7.2</b>	<b>Related work</b>	<b>128</b>
<b>7.3</b>	<b>The Quality of Interaction (QoI)</b>	<b>131</b>
<b>7.4</b>	<b>A set of metrics</b>	<b>133</b>
7.4.1	Measures to assess the QoI at the interaction session level	133
7.4.2	Metrics related to human engagement	133
<b>7.5</b>	<b>Conclusion</b>	<b>139</b>

---

In this chapter, we introduce a new concept: a robot evaluating in real-time the Quality of Interaction (QoI) when in a collaborative task with a human. The presented work has been excerpted from a paper published in the Journal of Social Robotics (Mayima et al., 2021).

## 7.1 Introduction

Robots dedicated to Human-Robot interactions are not just machines receiving commands and executing them. They should be decisional agents with high-level goals, taking decisions (potentially taking into account social norms), and acting and reacting to not only their actions but those of other agents. Cognitive and interactive robots are becoming more and more capable thanks to the use of human-aware models and algorithms (Kruse et al., 2013; Thomaz et al., 2016), with roboticists endowing them with the ability to execute their share of the work while adapting to humans’ needs (Napoli and Rossi, 2019) and contingencies, particularly those caused by human’s behaviors and decisions (Hoffman and Breazeal, 2007; Baraglia et al., 2017; Lemaignan et al., 2017). The decision-making process is based on a range of knowledge about the environment, the interaction, the context... Nevertheless, curiously and interestingly, very little has been done to allow the robot, while performing its collaborative or assistive activity, to permanently evaluate if things are going well or not, as humans do. We name this ability “the measure of the Quality of Interaction from the robot point of view”. We believe that enriching

the robot knowledge with a good estimation about how the interaction is going, could enhance its decision-making process and thus, its social behavior.

For example, if the robot detects that the QoI starts to drop, it can take a decision based on this information and act to try to improve the interaction quality (*e.g.*, it can choose to change some modalities such as the language in which it communicates with the human, the volume of its speakers, or the parameters of its planners). On the contrary, when the QoI is high, the robot can decide to just continue the interaction as planned. Then, endowed with a QoI Evaluator, a robot becomes more adaptive and performs better. Also, a very poor performance all along a task could allow the robot to assess that the human is not really engaged in the interaction, or even is trying to play the robot. In such a situation, the robot might perhaps better disengage. Finally, from a methodological point of view, a robot deployed in the wild able to assess interactions, has an asset compared to others as it could reduce the investment in material and human resources to perform user studies. And, a developer might use the logs to improve their design.

In this chapter, we only focus on the Quality of Interaction evaluation process and not on how to use its result for decision making. Therefore, we present in the sequel the methods and tools we developed, allowing the robot to evaluate in real-time the quality of the human-robot collaborative activity it is involved in. It is based on a set of metrics we have defined, focused on two concepts: the measure of human engagement and the measure of the effectiveness of collaborative tasks performance. However, this is by no means exhaustive, and other metrics and parameters could (and should) be added later. Our work can be seen as a toolbox among which it is possible to pick the desired metrics according to tasks or contexts. We propose a way to aggregate these metrics, producing the QoI. The evaluation of the QoI is performed at three different levels of abstraction: the interaction session level, the task level and the action level. In further work, this ability could provide additional information to the robot and open the possibility for reconsidering its behavior in case it estimates that the quality of the interaction is degrading (*e.g.*, changing its plan or the way it is achieving it, informing the human or requesting a change in their behavior, or even deciding to disengage).

The chapter is organized as follows. First, we briefly discuss related work and the main challenges. Then, in sections 7.3 and 7.4, we introduce our concept and proposed set of metrics to evaluate the Quality of Interaction. Example on a real task and proof-of-concept are presented in Chapter 8.

## 7.2 Related work

Inspired by the evaluation methods used in Human-Computer Interactions and User Experience fields, the field of Human-Robot Interaction (HRI) has elaborated its own methods to evaluate robotic systems when they interact with humans. There are various ways to evaluate a human-robot interaction from the human perspective.

In their paper “User Profiling and Behavioral Adaptation for HRI: A Survey”,

Rossi et al. (2017) defined the two scopes for HRI as illustrated in Figure 7.1.

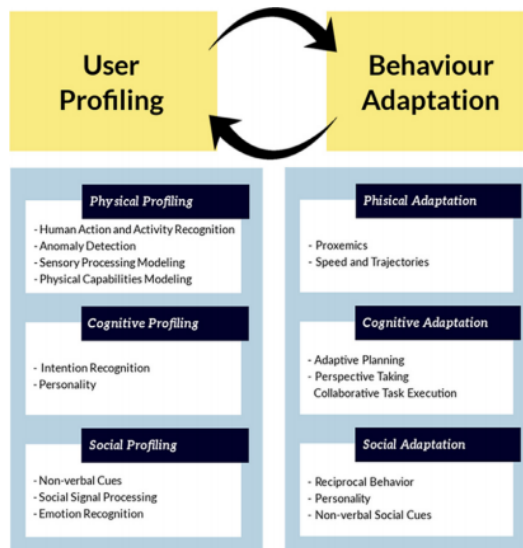


Figure 7.1 – Profiling/behavioral adaptation cycle from the physical, cognitive and social interaction viewpoints. (Figure from (Rossi et al., 2017))

On the user profiling side, they proposed three categories:

- physical profiling: modeling and learning user characteristics that are related to the human body, such as sensing the motion capabilities that may shape the interaction process, but also its intended movements in the space.
- cognitive profiling: recognizing the intents of the person the robot is interacting with
- social profiling: recognizing social signals

On the behavior adaptation side, which they defined as the ability to adapt its own behavior with respect to the behavior of the others, they also proposed three categories:

- physical adaptation: adaptation related to proxemics, speed, trajectories
- cognitive adaptation: adaptation that explicitly defines a user model for deciding actions, plans and goals from the robot point of view (adaptive planning and dialogue strategies), that takes into account the users' perspective and states of mind in the planning process (perspective taking), and adapts the coordinated execution of the planned actions (collaborative task execution)
- social adaptation: adaptation to specific norms which are culturally dependent

Bethel and Murphy (2010) divided them into five categories: (1) self-assessments, (2) interviews, (3) behavioral measures, (4) psychophysiology measures, and (5) task performance metrics. They reviewed metrics used for each of the categories.



They can be grouped into two types: (1) and (2) are subjective metrics and, (3), (4) and (5) are objective ones. Since our aim is to have a robot able to evaluate interactions by itself, human subjective metrics are not usable. Then we focused on the study of existing objective metrics meant to measure how the interaction goes. Steinfeld et al. (2006) proposed a set of metrics to be used in a wide range of tasks whose goal is to assess the system performance by measuring the task effectiveness (*i.e.*, how well the task is completed) and the task efficiency (*i.e.*, the time required to complete a task). Their work is very thorough and inspiring but does not target the evaluation of the quality of an on-going interaction. Hoffman (2019) defined a type of quality of interaction, the *fluency*, pointing out that the notion is not well defined and somewhat vague but can still be assessed and recognized when compared to non-fluent scenario. To measure it, they proposed a list of objective metrics, only based on duration measures, designed to be quite general: robot idle time, human idle time, concurrent activity (*i.e.*, active time of both the robot and the human), functional delay (*i.e.*, time difference between the end of one agent's task and the beginning of the other agent's task). It is an interesting way to measure the fluency and thus the quality of the human-robot interaction but it only applies to shared workspace tasks and is dedicated to an offline evaluation.

Systems targeting real-time measurements during human-robot interactions, with the purpose to “close the loop” and use the information for decision-making, have been developed. Tanevska et al. (2017) proposed a framework allowing the robot to perceive with face detection and evaluate in real-time the affective state (*i.e.*, anger, happiness, sadness, surprise, etc.) and the engagement state (*i.e.*, whether the person is interested or bored in the interaction) of the people it is interacting with. However, the human affective state measure might not be enough to assess an interaction or a task as an affective state is actually a facial expression which can be misinterpreted (*e.g.*, a smile can be a sign of happiness or embarrassment), and which might be not visible when one of the agents performs an action and looks somewhere else. Moreover, as the notion of engagement is very task specific, it needs further exploration. Real-time engagement measurement has also been investigated by Anzalone et al. (2015) using metrics such as gaze, head pose, body pose and response times. Their work is interesting and could be an element among others to assess the interaction quality but, it is dedicated to face-to-face interactions.

Cameras are not the only sensor used to assess interactions on-the-fly, some use human physiological responses such as skin conductance and temperature, heart or brain signals. Itoh et al. (2006), Bekele and Sarkar (2014) or Kulić and Croft (2007) use them to detect human affective states such as anxiety or liking in real-time. However, physiological measures often imply a lot of sensors which can be invasive for the human. And, as explained by Kulić and Croft (2003), physiological signals may be difficult to interpret and there is a large variability in physiological response from person to person. Thus, it can be difficult for a controller to determine which emotional state the subject is in, or whether the response was caused by an action of the system, or by an external stimulus. Moreover, we claim that the human

affective state only is not enough to assess the quality of an interaction, a human could be satisfied with an interaction or a task result even though they were stressed during it.

Finally, Bensch. et al. (2017) proposed a formal approach to compute interaction quality in real-time. Their work focused on how to combine metrics together which is in the same line as ours. However, they do not provide implementation examples, remaining at an abstract level.

In summary, while a substantial number of studies have been devoted to the evaluation of collaborative interactions for analysis purposes once the interaction is over, there is a lack of methods allowing the robot to evaluate in real-time the quality of the interaction based on multiple metrics and not only anxiety or engagement. We claim that such an ability is very important and should strongly influence the situation assessment as well as the decisional abilities of interactive and collaborative robots.

### 7.3 The Quality of Interaction (QoI)

We believe the real-time assessment of the QoI with a human partner (*i.e.*, what the robot “thinks” about how the interaction is going) is a new knowledge that could enhance the robot decision-making process. We define the Quality of Interaction as a measure that indicates how good is the interaction during human-robot collaborative activities. It is computed in real-time based on a set of metrics, at three different levels: the interaction session level, the tasks level and the actions level (see Section 5.2). The QoI of a given level is computed from selected metrics but also from the QoIs of the level below as shown in Fig. 7.2.

The QoI of each level is computed as a score between [(1) for a good quality] and [(-1) for a poor one]. Metrics used to compute the QoI are divided in three categories:

- $Mp \in [0, 1]$  if it can only have a positive effect on the evaluation;
- $Mn \in [-1, 0]$  if a metric can only have a negative effect on the evaluation;
- $M \in [-1, 1]$  if a metric can have a positive or a negative effect.

Defined by the designer according to the needs and context, a metric can belong to one category or another depending on the target application. When needed, metrics values are scaled with the equations presented in Appendix A.

The evaluation of the Quality of Interaction at the level  $l \in \{session_f, task_j, action_k\}$  (with  $f, j$  and  $k$  respectively the identifiers of a given interaction session, task and action),  $QoI_l$ , is computed with:

$$QoI_l = \frac{\sum_{i=0}^x W_i * M_i}{\sum_{i=0}^x W_i} + A * \frac{\sum_{i=0}^y Wn_i * Mn_i + \sum_{i=0}^z Wp_i * Mp_i}{\sum_{i=0}^y Wn_i + \sum_{i=0}^z Wp_i} \quad (7.1)$$

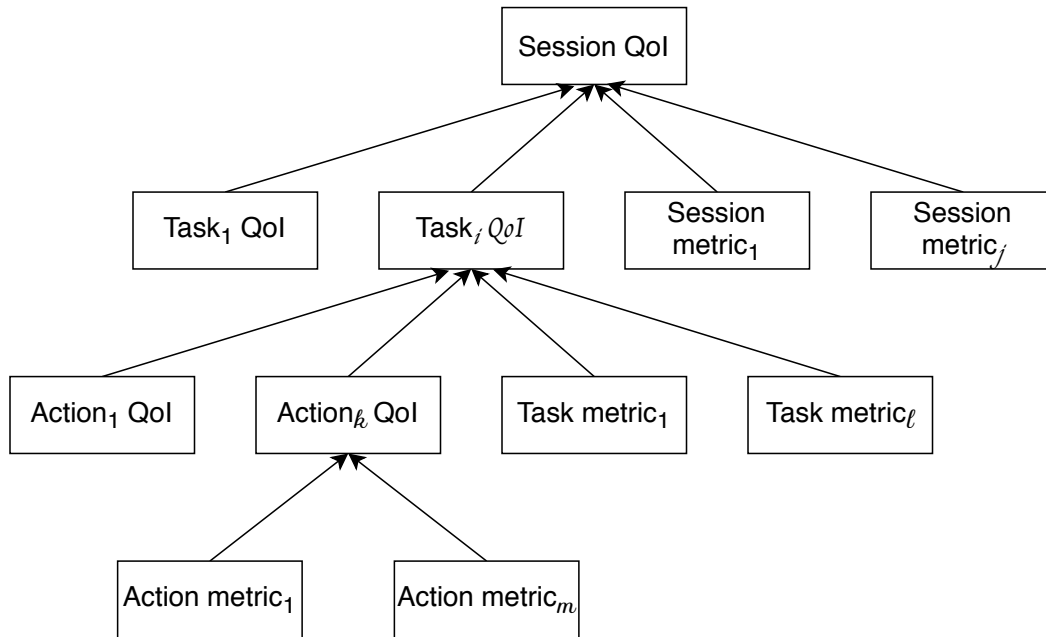


Figure 7.2 – Representation of the QoI dependencies, with  $i$  the number of performed tasks during the interaction session,  $k$  the number of performed actions during the task  $i$ ,  $j$  the number of metrics to measure the interaction session QoI,  $l$  the number of metrics to measure the task  $i$  QoI and  $m$  the number of metrics to measure the action  $k$  QoI.

with  $W_i, Wp_i, Wn_i$  respectively the corresponding designer-set weights of  $M_i, Mp_i, Mn_i$ ,  $A$  the designer-set weight of the right part of the  $+$  sign and  $x, y, z$  respectively the number of the metrics  $M_i, Mp_i, Mn_i$ .

Equation 7.1 aggregates the values of the metrics chosen to be indicators of the interaction level quality. As all metrics do not have the same importance in the measure of the QoI, each of them is weighted. Values of these weights are empirically defined. There are two parts in the equation, the left part of the  $+$  sign and the right part. The left part of the  $+$  sign is a weighted mean of the third category of metrics, the  $M$  metrics. The right part is a weighted mean of the metrics seen as bonus (*i.e.*,  $Mp$  metrics) or penalty (*i.e.*,  $Mn$  metrics). This latter part is weighted with  $A$  – whose value is also empirically<sup>1</sup> defined – to be able to adjust its influence on the left part. In such a way, if there are no  $Mn$  metrics to compensate for the  $Mp$  metrics, it is possible to limit the positive influence of the  $Mp$  metrics on the  $M$  metrics with  $A$ . It is the same if there are no  $Mp$  metrics,  $A$  can compensate the impact of the  $Mn$  metrics on the  $M$  metrics. Even though  $M, Mp, Mn \in [-1, 1]$ , the final result of  $QoI_l$  might be less than  $-1$  or greater than  $1$  because of the addition of the  $M$  with the  $Mn$  and  $Mp$ . If it happens,  $QoI_l$  minimal value is set to  $-1$  and its maximal value is set to  $1$ .

<sup>1</sup>Values are empirically defined given intuition regarding the importance of a given metrics for a given task and a set of testing experiments

## 7.4 A set of metrics

In this section, we present a few measures to assess the QoI of an interaction session in Sect. 7.4.1. Then, we present metrics for the different levels based on engagement in Sect. 7.4.2 and effectiveness estimations during human-robot joint activities in Sect. 7.4.2. For example, if the human is engaged and if tasks are performed effectively, the QoI will tend to be high and *vice versa*. Both concepts are difficult to measure, so we do not exactly measure them but we compute their trends from the set of metrics presented in this section. This set is not exhaustive and will be extended in future work but it gave promising results as we show with our implementation in Chapter 8. All metrics are meant to be used for online evaluations of interactions. They are summarized in Table 7.1.

### 7.4.1 Measures to assess the QoI at the interaction session level

According to the context, the duration of an interaction session can be an indicator of the human engagement. Indeed, a human leaving only a few seconds after the beginning of the interaction is probably less engaged than a human staying with the robot several minutes. Also depending on the context, the number of executed tasks is a measure which can be considered as interesting information with respect to the engagement of the human, as well as the ratio of successful tasks. The more the human executes successful tasks with the robot, the higher the session QoI might be. Finally, it can be valuable to take into account how the session has been terminated in the evaluation of the quality of an interaction session. For instance, the fact that the human leaves abruptly in the middle of a task, during an idle time or a conversation without saying goodbye, or only at an appropriate time saying farewell to the robot is significant in terms of social interaction quality.

### 7.4.2 Metrics related to human engagement

Michael et al. (2016) stated that commitments facilitate “the planning and coordination of joint actions involving multiple agents. Moreover, commitment also facilitates cooperation by making individuals willing to contribute to joint actions to which they would not be willing to contribute if they, and others, were not committed to doing so”. As it is an important element of the joint action, we want to provide the robot with a way to estimate the engagement of its partner during an interaction.

Metrics allowing to state if an agent is engaged or not in an interaction are often specific to the type of interaction. For example, Fan et al. (2017) implemented their measure of the human engagement as a kind of hysteresis: when the human gaze is on the robot, they are considered as engaged and when the human gaze is somewhere else during more than 3 consecutive seconds, they are considered as not-engaged.

In the same vein, we think that the measure of the engagement for a collaborative activity can be divided in 2 types of metrics, summed up in Table 7.1: the Human contribution to the goal and Fulfilling robot expectations about social interaction.

We define in this section examples of metrics of each type which can be used to estimate the level of engagement of the human partner.

**Human contribution to the goal** A good and very promising indicator could be the ability from the robot to evaluate how well the human actions help to the goal progression. We call this indicator *Human contribution to the goal*. To the best of our knowledge, there is no general method to estimate it.

As a first version of the *Human contribution to the goal*, we chose to measure it through the number of times the robot has to repeat an instruction or a question before the human performs correctly, when it expects the human to answer or to perform the action. As, if it needs to repeat, it means that the human is not correctly contributing to the goal, intentionally or not, as they are not performing their part of the HR action as they should. The more the robot needs to repeat because of the human's bad performance, the less they are contributing to the goal, the more the action QoI should decrease.

**Fulfilling robot expectations about social interaction** During a social interaction, agents are expected to behave in a certain way and so the robot has expectations about the human. Then, the robot can monitor the human behavior to check if they are acting as they are expected to. For example, most of the time, when the robot speaks to the human, it will expect them to look at it and so it can monitor if it is the case or not as implemented by Fan et al. (2017). Quite similarly, Lemaignan et al. (2016) developed a way to measure if the human is *with* the robot during their interaction, based on attention assessment, by computing if the human is looking at the desired attentional target or not. This latter metric will be integrated to our framework in future work.

As the work of Lemaignan *et al.* and Fan *et al.*, we estimate the *Fulfilling robot expectations about social interaction* with the human head orientation, in the context of our implementation described in Chapter 8. We compute an attention ratio *i.e.*, the time during which the human is attentive to the robot (*i.e.*, staying close enough and looking at it) when it speaks compared to the total time of the speech:

$$Ar = \frac{duration_{isAttentiveTo(robot)=true}}{duration_{robot\_speaks}} \quad (7.2)$$

**Metrics related to effectiveness** One can elaborate metrics to measure how well a task or an action is achieved. As discussed by Olsen and Goodrich (2003), there are a variety of metrics such as time-based metrics which reward the speed of performance or the response times; error metrics which are based on counting retrials, failures, or mistakes; coverage metrics which measure to what extent a goal is achieved, as well as other possible metrics. We use some of them such as counting retrials, however these metrics alone were not enough for our example task as we are in an HRI context.

One can measure for different kinds of tasks, the ratio of successful<sup>2</sup> executions to the total number of executions (*e.g.*,  $R = \frac{Succ}{Exec}$ ) or the deviation from the initial plan (distance, cost, trajectory, etc.).

We define four metrics, summed up in Table 7.1, allowing to measure the current task and action effectiveness. Three of them are means to measure how the progress towards the goal of a task or an action varies. Indeed, they are good indicators for the interaction quality as, when executing a task or an action, if the agents are not getting closer from the goal or even diverged from it, it means that something goes wrong. There are three different metrics because the one to use depends on the type of task or action. The fourth metric allows to compare the current execution duration to the standard execution duration of the task or action, based on durations measured during previous executions.

**Metrics to assess the progress towards the goal** We defined three different metrics to assess the progress towards the goal. The first one allows to assess the progress towards the goal of geometric-based actions. The second estimates the progress by using the remaining time to reach the goal. Finally, the last one measures the number of remaining steps (actions or subtasks) before achieving the goal of a task.

**Distance-to-Goal** When an agent is performing a geometric-based action such as a movement, observing if the agent is getting closer to the target position over time provides a useful information about how well the action is going. Therefore, we introduce the *Distance-to-Goal*  $\Delta DtG$  metric:

$$\begin{cases} \Delta DtG(t = 0) = 0 \\ \Delta DtG(t) = \max(0, \Delta DtG(t - 1) - 1) \\ \quad \text{if } path\_length(t) < path\_length(t - 1) \\ \Delta DtG(t) = \Delta DtG(t - 1) + 1, \text{ otherwise.} \end{cases} \quad (7.3)$$

with  $path\_length(t)$  the length of the path leading the goal at time  $t$  (*e.g.*, which can be given by a reactive motion planner (Khambhaita and Alami, 2020)). The metric lower bound is 0. If at time  $t$  the agent is closer to its final position than at  $t - 1$ , *i.e.*, progressing towards their goal, the metric is set to decrease or to remain equal to 0. Now, if the agent has not moved or is even further, the metric increases. The closer the metric value is to 0, the better it is, as it means the distance to the goal has decreased over time. We chose to not directly compute the difference between  $path\_length(t)$  and  $path\_length(t - 1)$  as the results would be very different whether it is an action implying a long path or a short path.

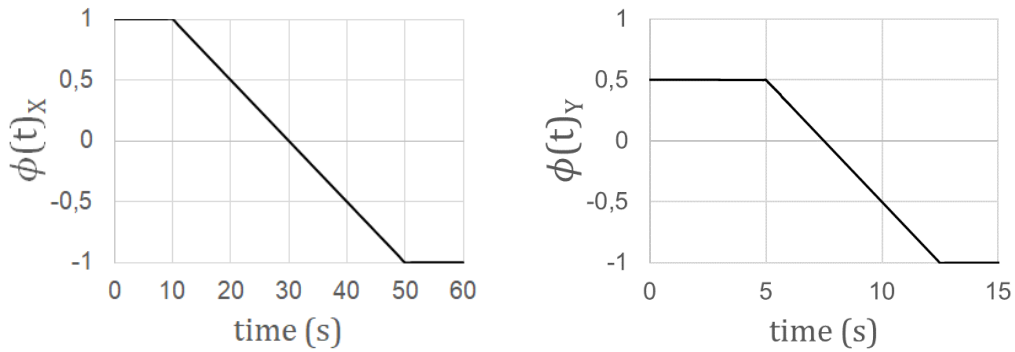
---

<sup>2</sup>Obviously, the success is context and task dependent and should be defined according to the needs

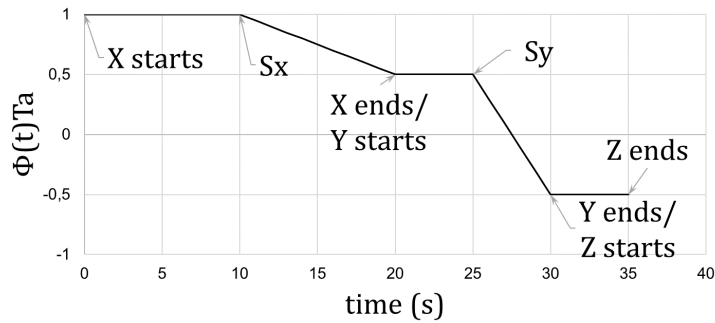
**Time-to-Goal** This measure is intended to estimate the progress of a given task or action towards its goal based on the estimation of the remaining time to reach it. It compares the current estimated time to goal with the initial estimated time to goal taking into account the current task duration. As so, it is possible to measure the variation compared to the initial plan. We define the *Time-to-Goal*  $\Delta TtG$  as:

$$\Delta TtG(t) = \max(0, e(t) + TtG(t) - TtG(T_0)) \quad (7.4)$$

with  $e(t) = t - T_0$  the task execution duration (time elapsed since the beginning of the task),  $TtG(t)$  the current time to the goal, and  $TtG(T_0)$  the initial planned time to goal. In our work,  $TtG(t)$  and  $TtG(T_0)$  are provided by a reactive motion planner (Khambhaita and Alami, 2020) because we used the metric for navigation but it could be provided by other kind of planners.



(a) Plot of  $\phi(t)_X$  of the subtask  $X$  lasting 60 seconds, with  $SD_X = 10sec$ ,  $V_X = 0.5$  and  $\alpha = 1$  (b) Plot of  $\phi(t)_Y$  of the subtask  $Y$  lasting 15 seconds, with  $SD_Y = 5sec$ ,  $V_Y = 1$  and  $\alpha = 0.5$



(c) Plot of  $\Phi(t)_{T\alpha}$  for a task composed of a sequence of three subtasks  $X, Y, Z$ : the duration of  $X$  exceeded  $SD_X = 10s$  and reached  $20s$ , the duration of  $Y$  exceeded  $SD_Y = 5s$  and reached  $10s$ , finally the duration of  $Z$  was less than  $SD_Z = 10s$

Figure 7.3 – Examples of plots of the  $\phi$  and  $\Phi$  functions

**Steps-to-Goal** One way to estimate the remaining distance to the goal for a task is to count the number of remaining subtasks or actions (depending on the

relevant scale) to perform. In addition, one can add a factor which estimates the weight (or effort needed) of each action or subtask. These weights can be determined by the designer, provided by the planner, etc. Then, the *Steps-to-Goal*  $\mathcal{D}$  of a task can be computed as time  $t$ :

$$\mathcal{D}(t) = \frac{\sum_{i=1}^c \mathcal{W}_i}{\sum_{i=1}^n \mathcal{W}_i} \quad (7.5)$$

with  $\mathcal{W}_i$  the weight of a subtask/action  $i$ ,  $c$  the number of completed subtasks/actions and  $n$  the total number of planned subtasks/actions.

**Deviation from standard duration** We introduce here a metric to measure the deviation from standard execution duration, the *Deviation from standard duration*  $\phi$  for subtasks/actions and the *Deviation from standard duration*  $\Phi$  for a whole task. This measure is intended to represent the degradation of the quality of execution of an HR task when its duration exceeds a certain time.

To each subtask/action  $a_i$ , we associate two attributes whose values are defined by the designer: a soft deadline  $SD_i$  and a decreasing quality speed  $V_i$ . If, at time  $t$ , the execution duration  $e(t) = t - T_0$  of a subtask or action  $a_i$  which has started at  $T_0$  exceeds  $SD_i$ , the quality will decrease over time at speed  $V_i$ :

$$\phi(t)_i = \max \left( V_i * \frac{-\max(e(t) - SD_i, 0)}{SD_i} + \alpha, -1 \right) \quad (7.6)$$

where  $\alpha$  is the value initial value and the upper bound (as at  $t = 0$ ,  $\max(e(t) - SD_i, 0) = 0$ ) of  $\phi_i$ , when the subtask/action  $a_i$  starts.

Then, we define a metric  $\Phi$  for a task. It is an aggregation of the  $\phi_i$  computed for each performed subtask/action  $a_i$  of the task. At any moment,  $\Phi$  can be seen as a memory of the previous steps, so the initial value  $\alpha$  of  $a_i$  is equal to the final value of  $\phi_{i-1}$  of the previous subtask/action  $a_{i-1}$ ,  $\alpha = \phi(T_{final})_{i-1}$ .

We can notice that it is not possible for this metric to increase over time since it memorizes the values of the previous actions. However, the total computed QoI can get higher thanks to the other metrics. Moreover,  $\phi$  can be used independently of  $\Phi$ . In such a case, the initial of value  $\alpha$  of  $\phi$  can be set to 1.

Three examples are given in Fig. 7.3. Fig. 7.3a and 7.3b represent  $\phi(t)_X$  and  $\phi(t)_Y$  for two independent subtasks  $X$  and  $Y$ . Fig. 7.3c is a plot of  $\Phi(t)_{Ta}$  for the task  $Ta$  composed of the subtasks  $X, Y, Z$  with  $SD_X = 10s$ ,  $V_X = 0.5$ ,  $SD_Y = 5s$ ,  $V_Y = 1$ ,  $SD_Z = 10s$  and  $V_Z = 1$ .



	Metric names	Measures	Illustration	Session	Task	Action	
Effectiveness	Progress towards goal	Distance-to-Goal	Geometric distance			x	x
		Time-to-Goal	Time			x	x
		Steps-to-Goal	Number of executed actions/-subtasks			x	
	Deviation from standard duration	Time			x	x	
Engagement	Fulfilling robot expectations about social interaction	<i>e.g.</i> , attention ratio, with-meness,...		x	x	x	
	Human contribution to the goal	<i>e.g.</i> , number of repeated instructions, number of successful human actions,...			x	x	

Table 7.1 – The set of metrics presented in Section 7.4.

## 7.5 Conclusion

In this chapter, we described a novel concept: the Quality of Interaction evaluating from the robot point of view. It is possible thanks to a set of metrics we have built and a method to aggregate them. We claim that having a robot with this ability allows it to enhance and make more pertinent its decision-making processes. The evaluation of the QoI relies on a model of interaction, considered at three levels: the interaction session level, the tasks level and the actions level. In future work, this granularity will allow the robot to know precisely on what level it needs to act when a low QoI is assessed, closing the loop with the Supervision.

When referring to the research of Rossi et al., we could consider that our work around the QoI metrics falls in the user profiling side while the work on JAHRVIS falls in the behavior adaptation side. However, at the end, we are unsure it is possible to divide the work so clearly. For example, in our DACOBOT architecture, we could consider that a part of the user profiling and behavioral adaptation is already done at component level. For example, the physical profiling and its pendant with physical adaptation is done within the motion planning and execution components, and could stay hidden from the supervision system unless the components give access to some variables.

In addition, they also emphasize that since the processes of profiling and adaptation act necessarily in a closed loop, one cannot be without the other, hence adaptation depends on profiling and the maturity of these approaches is inherently affected by the previous ones. It is one of the problems we have faced. In the “real world” the behavior adaptation needs to rely on user profiling which is difficult to calibrate. Thus, our proposal seems relevant.

The concept will be demonstrated and discussed in Section 8.8, in the context of the direction-giving task presented in next chapter.



## Part IV

# Deploying and Evaluating an Interactive Robot

## **Introduction to part IV**

In this last part, we show our robotic architecture carrying out two different collaborative tasks: a direction-giving task in a mall and a psychology-inspired task, called Director Task, mainly tackling communication and perspective-taking issues. An early version of JAHRVIS was used in the direction-giving task and an almost-complete version was used in the Director Task.

# A direction-giving robot in a mall

---

## Contents

---

<b>8.1</b>	<b>Introduction</b>	<b>144</b>
<b>8.2</b>	<b>Related work</b>	<b>146</b>
<b>8.3</b>	<b>Rationale</b>	<b>148</b>
<b>8.4</b>	<b>Designing direction-giving behavior in a shopping mall</b>	<b>149</b>
8.4.1	What we learnt from humans	149
8.4.2	Designing of the collaborative task for a direction-giving robot	150
<b>8.5</b>	<b>Description of deliberative architecture</b>	<b>153</b>
8.5.1	Environment representation	154
8.5.2	Perceiving the partner	157
8.5.3	Managing the robot's resources	158
8.5.4	Describing the route to follow	159
8.5.5	Planning a shared visual perspective	159
8.5.6	Navigate close to human	161
8.5.7	Robot execution control and supervision in a joint action context	162
<b>8.6</b>	<b>The deliberative architecture in a real-world environment</b>	<b>167</b>
8.6.1	Environment and robot setup in the Finnish mall	169
8.6.2	Pre-deployment in the Finnish mall, in-situ tests	170
8.6.3	"In the wild" deployment	171
<b>8.7</b>	<b>User Study</b>	<b>175</b>
8.7.1	Experimenters	176
8.7.2	Participants	177
8.7.3	Tools for Data Collection	177
8.7.4	Procedure	180
8.7.5	Results	181
8.7.6	Discussion	185
<b>8.8</b>	<b>Integration and test of the QoI Evaluator</b>	<b>186</b>
8.8.1	QoI Evaluation at the task level	188
8.8.2	QoI Evaluation at the action level	189
8.8.3	Proof-of-Concept	194
8.8.4	Discussion on the results of the QoI Evaluator	196

---

8.9 Conclusion . . . . .	197
--------------------------	-----

---

This chapter is based on an article submitted to the User Modeling and User-Adapted Interaction (UMUAI) Journal. This work has been achieved in collaboration with Guillaume Sarthou, Guilhem Buisan, Phani-Teja Singamaneni, Yoan Sallami, Kathleen Belhassen, and Jules Waldhart. Moreover, a video has been presented at the HRI'20 International Conference (Singamaneni et al., 2020), visible at <https://youtu.be/Kf0s23wFzIQ>.

In this chapter, we first give an overview of the European H2020 Project Multi-Modal Mall Entertainment Robot (MuMMER)<sup>1</sup>. We then present the components developed by the LAAS-RIS team. The author contributions are related to the Supervisor component, the architecture components integration, the overall system debugging, the real-world deployment and the user study.

## 8.1 Introduction

In large scale indoor environments, like museums, shopping malls, or airports, the presence of large interactive screens, maps, or signs underline the importance of providing information on itineraries. However, orienting and reading maps to find one's own way may be challenging and Rossi et al. (2018) showed that people preferred a social robot over a mobile application. As for signs, the wanted written information may not be within sight. People also look for information not available on visual media such as the location of a given product. That is where the robot has a role to play, bringing a new way to help people to get their bearings in large indoor environments such as shopping malls.

Therefore, in the context of the European H2020 Project MuMMER<sup>2</sup>, we developed and deployed a social service robot in one of the largest malls of Finland, Ideapark in the city of Lempäälä. This social robot is able to engage, chat with people, and guide them. We will not talk about the two first mentioned behaviors, developed by our project partners, but focus in this chapter on the direction-giving task.

As the mall has approximately 1.2 kilometers of shopping and pedestrian streets and more than 150 shops, people get easily lost. In such a large environment, having a robot guiding customers to their wanted destination would be time-consuming for the robot and would prevent this resource to be available for as many customers as possible. Inspired by the manner in which the mall employees perform this activity, we chose the solution to have a robot not accompanying people to their desired destination but rather verbally describing the route while grounding it with pointing gestures. If necessary, it moves a few meters inside its dedicated area (Figure 8.13) to improve the perspective sharing with the human when pointing at a landmark,

---

<sup>1</sup><http://mummer-project.eu/>

<sup>2</sup><http://mummer-project.eu/>

and therefore to improve the human understanding of the route. These features are unique to a robot and cannot be found on a map or an interactive screen. To endow the robot with such abilities, we built a complete implementation of a robotic architecture that has been deployed in a real-world environment, the Finnish mall. There, it ran for three months, three days a week. Here is a sum-up of the project steps:

1. March 2018: beginning of the design and implementation of the direction-giving task
2. September 2018: First tests of the task on the field, *i.e.*, in a Finnish mall
3. June 2019 and September 2019: New tests of the direction-giving task on the field
4. From September to December 2019 (project formal end): The robot autonomously ran three days a week in the mall (with only remote monitoring of the robot performance by our team for debugging and tuning)
  - (a) November 2019: Integration in the *Supervisor* of a preliminary version of Quality of Interaction Evaluator implementing the model described in Chapter 7  
⇒ version 1 of the QoI Evaluator
  - (b) From November 2019 to December 2019: Around 350 direction-giving tasks were performed with usual mall customers. Bug corrections and tuning of the direction-giving task. This allowed us to improve the QoI Evaluator thanks to: (1) data collection of task failures and standard durations of the subtasks executions (2) lessons drawn about metric definitions and choices.  
⇒ version 2 of the QoI Evaluator
5. January 2020: User study with 35 participants to compare three direction-giving task robot behaviors, allowing to log interactions at the same time we could monitor them<sup>3</sup>. End of the project.
6. March 2020: Refinement of the QoI Evaluator, *i.e.*, improvement of the metric functions and tuning of their parameters. In the lab, with the same direction-giving task than the one used in the mall, comparison of the QoI computed by the robot when it is dealing with an “ideal” human, a “confused” human and a “non-compliant” human.  
⇒ version 3 of the QoI Evaluator

All along the process, we elaborated and built the system based on the joint action principles (see Chapter 1). We also conducted preliminary studies and used the joint action perspective to analyze how human guides would achieve such an

---

<sup>3</sup>The QoI Evaluator was running in background, it was not the purpose of the study.



activity at the place where the robot was intended to be deployed. This was possible essentially because we were able to combine the results of the JointAction4HRI<sup>4</sup> project with the MuMMER project.

Our claim is that such an approach is relevant in the way the joint action principles provide pertinent guidelines and it is possible to effectively elaborate models and implement systems based on them. The output is a complete robot architecture that integrates a number of components implementing the main decisions and behaviors which have been identified. Each of them makes use of various models and decisional algorithms, all integrating explicitly human models and joint action principles and mechanisms.

The chapter is constructed as follows. In Section 8.2 we provide background information about robot guides and direction-giving task and discuss about how the human partner has been considered. In Section 8.3 we discuss how we model the direction-giving task as a human-robot joint action. We analyze the task based on human-human exploratory studies and decompose it into a succession of precise subtasks in Section 8.4. An overview of the resulting architecture and a description of its components are presented in Section 8.5. Then, we present in Section 8.6, the integration of the overall architecture into a physical robot and the steps until its final deployment “into the wild”. In Section 8.7, we present the user study we carried out with 35 participants and its results. Finally, in Section 8.8, we show how we used this task to implement the QoI Evaluator presented in Chapter 7.

## 8.2 Related work

A number of contributions have proposed robot guides, from the first museum guides (Burgard et al., 1999; Thrun et al., 1999; Siegwart et al., 2003; Clodic et al., 2006) to more recent robot guides in large areas (Bauer et al., 2009; Triebel et al., 2016). For example, Chen et al. (2017) presented a guiding robot in a shopping mall where it accompanied the customer to the desired location and pointed at the shop. Another example is a shopping robot helping people to find products among the aisles of a store (Gross et al., 2009). However, the focus in these contributions is mainly the fact that the robot is challenged to navigate until the goal destination with the presence of humans. In this context, efficient mapping and localization in large areas, social navigation are the main concerns. This is different from our needs where the robot is voluntarily constrained for its motion to a limited area with a focus on conveying to the human the pertinent information to reach by herself the desired place.

Direction-giving tasks have been investigated in the human-robot interaction community. Kopp et al. (2007) describes an embodied conversational agent giving route directions using deictic gestures. A number of key contributions have been developed over the years by ATR-IRC within the Robovie robot and project. First, Okuno et al. (2009) developed a model for a robot providing route directions, in-

---

<sup>4</sup><https://jointaction4hri.laas.fr/>

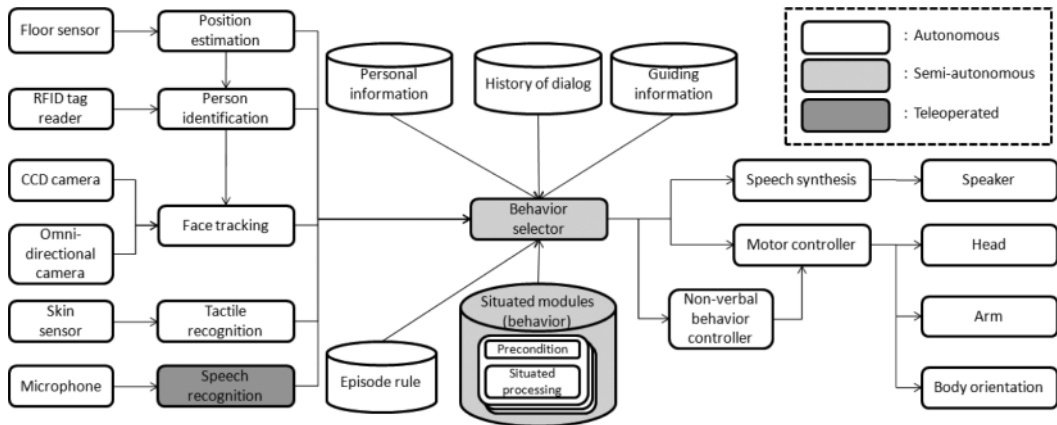


Figure 8.1 – Robovie system overview presented in (Kanda et al., 2010).

tegrating utterances, gestures, and timing. The experiments explored the influence of gestures and highlighted the importance of timing in the directions-giving task. Then, Kanda and colleagues implemented a guiding behavior as part of a wider system with the robot pointing toward the first direction to take and saying “please go that way” and then, continuing its explanation by saying “After that, you will see the shop on your right.” (Kanda et al., 2009, 2010). Their robot also gave recommendations for restaurants and shops based on customer tastes. In their following work, they presented a route perspective model attempting to represent humans’ perception of the environment (Morales et al., 2011). Then, Matsumoto et al. (2012) developed a robot able to follow a user while inferring their memory recall of shops in the visited route. When the user asked the location of other shops, it gave the route description with references to the known locations inferred with the model of the user’s memory recall. Finally, Satake et al. showed a complete architecture of an information-providing robot able to move around a square in a mall composed of: a map, an ontology, a speech recognition system (operated), a dialog manager, a localization module, and a people tracker. As in their previous work, the robot verbalized utterances and used deictic gestures to give route directions Satake et al. (2015b).

Let us also mention the work of Bohus et al. (2014), a robot providing verbal directions to people using deictic gestures coupled with spoken references. For example, the robot said “Go to the end of this hallway”, executing a pointing gesture at the same time, and then continued the explanation with sentences such as “Turn right and keep walking down the hallway”. Iocchi et al. (2015) mentioned both guiding and direction providing as use cases of their system.

Numerous other contributions can be found but, only a few of them propose full architectures for an autonomous direction-providing robot, the most complete one being the Robovie robot presented above. One of version of the Robovie architecture is shown in Figure 8.1.

Still, to the best of our knowledge, no system tackles the overall guiding-task with flexibility. Indeed, we claim that it is important for the robot to reason about the current and desired perspectives of the human and the robot and to be able to pro-actively propose to the human a pertinent placement. This is one of the basic bricks of our system and it is strongly linked to the key principles of Joint Action which involve the ability to establish and monitor joint attention, and to conduct a multi-step task achievement involving contributions of both agents. Besides, it is the duty of the robot to permanently adapt to human needs and preferences and to synthesize acceptable behaviors.

### 8.3 Rationale

In Section 1.3, we presented the concepts around joint action. In this section, we bring some new inputs specific to the direction-giving task.

The design of our system has taken into account the results of several user studies involving human guides of the mall (see Section 8.4). Indeed, it could be of interest to have a robot performing in the same way as a human guide does as the robot would be predictable then. Indeed, “if robots could display predictable behaviors that are in line with human’s expectations based on their models of human joint action, the resulting interaction would achieve greater naturalness” (Curioni et al., 2017, p. 17) and “human agents would then be able to apply predictive and adaptive processes acquired in human interactions to the interaction with robots” (Curioni et al., 2017, p.17). In the context of the direction-giving task with a Pepper robot, we take advantage of the fact that the robot is a humanoid and the human anthropomorphizes the robot behavior (whatever we do). However, it is not always possible or desirable for a robot to imitate what a human would do at its place. It could let people think that the robot has more capabilities than it really has. In that way, besides the imitation, it could be desirable for the robot to exhibit its limitations, *e.g.*, saying that it is able to provide you direction into the mall (and nothing else).

In our task, the robot has a role, it is a guide, and the human is a customer with a need to find a direction. The joint action is not symmetric, there is a difference of knowledge and skills between the two agents. Curioni et al. (2017, p. 11) raises the point that “task asymmetry is an important factor to consider when investigating complex joint action settings because it drives the systemic emergence of communication and coordination dynamics (for example in the form of task distribution)”. At the supervision level (see Section 8.5.7), we modeled which part of the task falls to the robot and which part of the task falls to the human. We can also infer that knowing the robot role as guide, the human would be able to infer what it is entitled to do. This way, we consider that they share the route description task representation. Another important point is that “shared task representations not only specify in advance the individual parts each agent is going to perform but they also govern monitoring and prediction processes that




Figure 8.2 – Picture from the second Human-Human study (Belhassein et al., 2017). Here, the guide is giving the route description to reach a given shop by pointing at it. Positions regarding the target and the customer, as well as gazes and pointing gestures, were analyzed.

enable interpersonal coordination in real time.” (Knoblich et al., 2011, p. 65). Our system handles that monitoring and prediction in its supervision component(see Section 8.5.7).

Finally, in our system, the situation assessment component provides visual perspective-taking. It computes, from the robot point of view, a number of facts regarding what the robot is looking at, which landmark is visible to it, what is present at its proximity, etc. It also computes the same information from the perspective of the person interacting with it. This way the robot is able to infer, based on its own models, which information is shared (or not) with the person it interacts with.

## 8.4 Designing direction-giving behavior in a shopping mall

### 8.4.1 What we learnt from humans

In order to inform the design and implementation of the pertinent functions and their articulation, two human-human exploratory studies were conducted in collaboration with VTT Technical Research Centre of Finland. It allowed us, in addition to the study of the existing literature, to enrich our knowledge on effective route descriptions and how they can be used in the very context of the actual robot deployment environment.

The first pilot study consisted in a human guide providing route information. It was carried out close to the future location of the robot in order to avoid biases linked to the location or the environment. Based on preliminary interviews with guides working at Ideapark, a list of 15 shops often requested by customers was selected. The preliminary experiment consisted of one participant asking for shop

directions to a guide working at the mall information booth. Two researchers, as participants, and two guides took part in the experiment. The two guides were instructed to give guidance as they would normally do. The situations were video recorded and the guides were briefly interviewed after the sessions. The video analysis focused on non-verbal communication, and in particular the different types of gestures used to give guidance, the positions of the two protagonists in relation to the target shop and their interlocutor, and the gazes alternation. Belhassein et al. (2017) gave the first indications to consider for the robot guidance to be effective and understood by customers, resulting from this pilot study. For example, this pilot study allowed us to notice a preferential use of the ipsilateral hand to the visual field of the target. In line with the existing literature on gestures studies, we also noticed that deictic gestures were naturally more frequent than iconic gestures or beats, while metaphorical gestures were rare. As shown by Allen (2003), the hand used to point a referent was oriented vertically in the case of stores (vertical referents) or directed actions such as a path to take or turns, whereas in the case of horizontal referents (*e.g.*, escalators), the hand was oriented horizontally (palm facing the ground).

A second exploratory study was then carried out adding complex situations (*e.g.*, two customers requesting directions at the same time, two different shops in the same request, or someone who interrupts the conversation between the guide and the customer). Again, social signals were analyzed (see Figure 8.2 for an example). The protocol used and the results have been published (Heikkilä et al., 2018, 2019). By analyzing the sequencing of the whole interaction, this second study showed the guide pointing the general location of the target first, before explaining and pointing the different stages of the path to take to get there. Then, the sequencing of the route description itself showed that a first deictic gesture on a visible passage (corridor, or if the shop requested is on the second floor, the escalator) preceded the explanations about the directions to take. The most interesting results concerned situations of confusion and misunderstandings. Indeed, several elements might be sources of confusion for the customer, such as using only one transmission channel (*e.g.*, gesture without speech), the choice of landmarks which are not always appropriate, if there are several route descriptions in the same explanation, or when the distance is not specified.

#### 8.4.2 Designing of the collaborative task for a direction-giving robot

From the analysis of human-human direction-giving and through an iterative design process, we designed and implemented our direction-giving robot. Our model of the collaborative task can be represented as a succession of subtasks, as shown in Figure 8.3. This figure also exhibits the incremental refinement of the task into a sequence of human-robot interactive actions. The aforementioned subtasks are:

1. **Establishing the shared goal:** In this first step, the human and the robot negotiate and establish a shared goal. Specifically, the robot tries to determine

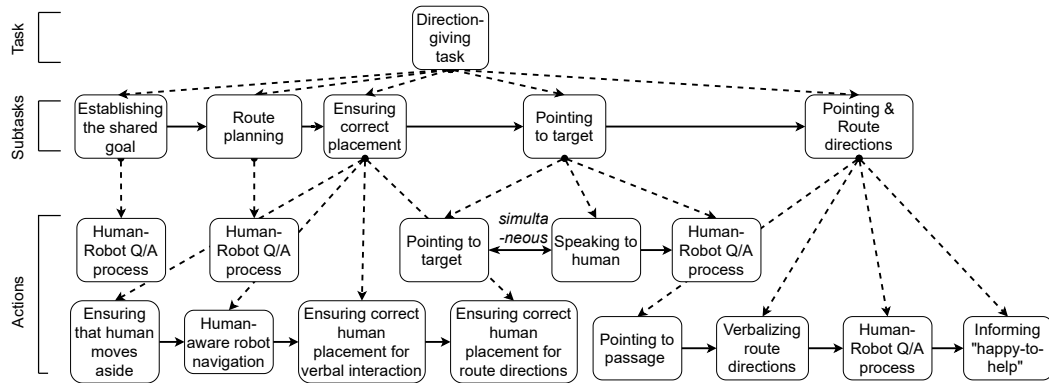


Figure 8.3 – The representation of the direction-giving task as a hierarchical task network with task, subtasks and actions levels. All the horizontal arrows are sequential links and the rest are decomposition ones.



precisely the place – we called it the *target* – it should give directions for. This is immediately completed if the human directly asked for a known shop. Several verbal exchanges can be necessary in case the person asked for a kind of shop (*e.g.*, restaurant) or a product or in case the robot has not properly understood the name of the place and needs to disambiguate.

2. **Route planning according to the human willingness and ability to climb stairs:** As the robot role is to help people, adapting to them, it needs to ensure that they have the abilities to follow the route it will indicate to them. So, first the robot computes the best route to the target and then checks the presence of stairs in it. In case there are, the robot enquires whether the human can or want to climb them or not. If they cannot or do not want to, the robot computes a new route without any stairs. The planned route contains a first *passage* (*i.e.*, a corridor, a door or an escalator) which the robot will try to point.
3. **Ensuring correct placement:** The second human-human study, mentioned in Section 8.4.1, highlighted the fact that human guides point to a visible *passage* before giving the route directions. Thus, we endowed the robot with this ability as described further in the item 5 of this list. In order to be in good conditions while performing this item 5, that is to say to ease the human understanding of the directions, the robot seeks better positions for the human and itself. It does so by computing a position for the human, considering their visual perspective of the passage. The robot computes a new position for itself as well, to form a triangle whose vertices are the planned robot position, the planned human position and the passage, as shown in Figure 8.2 and Figure 8.4. After having computed these positions, the robot moves, and as they both are engaged in the task, expects the human to join it once its position is reached; it calls them if they do not. As the human might not be at the exact position computed for them, the robot checks their

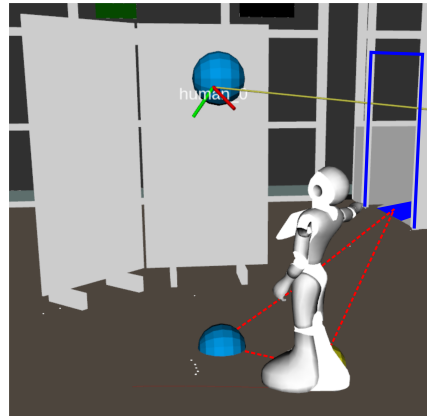

visibility of the passage. In case their visibility is too low, the robot will adjust their position thanks to verbal instructions (*i.e.*, come closer, move back). Figure 8.4 illustrates the initial and final positions of both agents, in a lab context.

4. **Pointing to target:** Following the sequencing obtained from the aforementioned human-human study, the robot first points in the target direction, along with a brief sentence. As the robot is a helper and it is involved in a joint action with the human, it needs to ensure that its actions produce their expected results. In this case, if the robot computed that the target should be visible from their position, it checks that the human has seen it, either by monitoring their perspective or by asking. In case of a negative answer, it will point again.
5. **Pointing to passage and giving route directions:** Still following the sequencing from the study, when the target is not in the same physical space as them, meaning that there is a passage on the way to the target, the robot points to this passage and then verbalizes the route directions. These directions take into account the orientation the human will have and describe the route (*e.g.*, take the corridor on the left side). Finally, the way they are built (*i.e.*, the order of the steps, the keywords to use...) is also based on the human-human study. Here again, the robot ensures that the route directions have been understood by asking the person about it or if the passage has been seen if there is one. In case of a negative answer, it will point and give the route directions again. Finally, the robot ends the task with a “happy-to-help” short sentence.

To endow a robot with the abilities described above, to build a robotic architecture embedding all these aspects, is a challenge. We tackled it with the architecture presented in the next section.



(a) Initial positions of the human and the robot. The human asked the robot for route directions to a target behind him.



(b) The robot and the human are in their final positions. The blue spheres are the computed position for the human by the robot. The robot is pointing to the passage (in blue frame). We can observe the triangle formed between the human, the robot and the passage (the blue area on the floor) as in Figure 8.2 where two humans are in a triangle formation.

Figure 8.4 – Initial and final positions of a direction-giving task in the lab context. On the left are pictures and on the right screenshots of Rviz<sup>5</sup> (a 3D visualization tool for ROS.)

## 8.5 Description of deliberative architecture

In this section, we present the robotic architecture developed to handle the direction-giving task. It can be seen as an instantiation of the architecture presented in Section 3.2.

The figure 8.5 represents the architecture, its components, and their interconnections. Communication between components relies on ROS. In this chapter, we only present the components developed by the LAAS-RIS team, represented by the colored blocks on the architecture. First, we present the two knowledge representations in the form of geometric and semantic representations. Next, we introduce



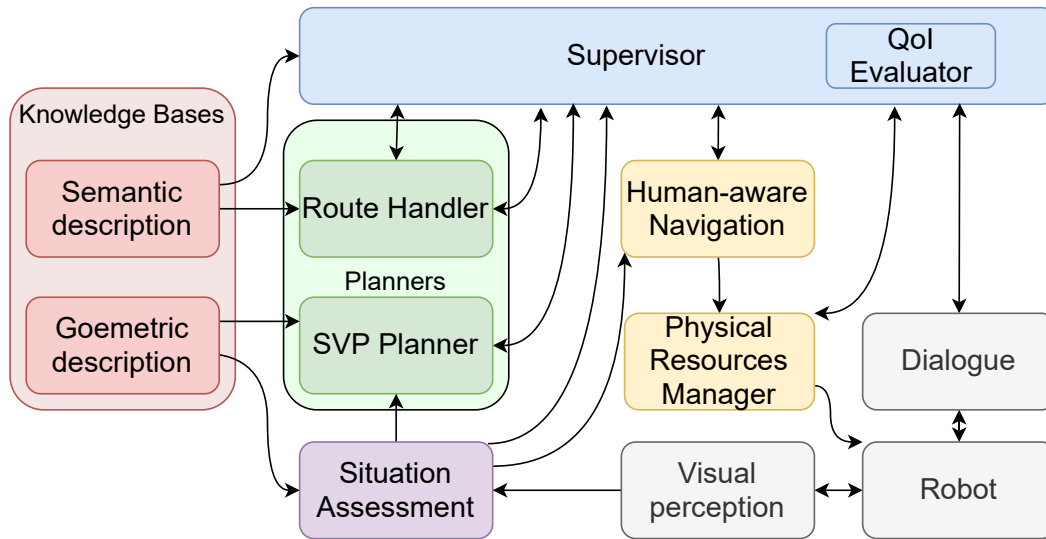


Figure 8.5 – The general architecture of the system. The components presented in this chapter are the colorful ones. The grey ones are from other teams. The visual perception and dialogue components have been respectively developed by IDIAP and HWU and are described in (Foster et al., 2019). Naoqi is a Softbank Robotics software.

the components related to the sensorimotor layer: the situation assessment and the physical resource manager. Then, we present the components related to the deliberative layer. They are the Human-Aware Navigation, the SVP (Shared Visual Perspective) planner, the Route Handler, and among the key components, we finish with the supervision and control system, designed to operate human-robot joint tasks in a joint action context.

### 8.5.1 Environment representation

For a service robot providing directions to people, we need information to understand humans' need, information to compute the route to the goal, and information to compute the visibility of both agents to plan the pointing position. To understand the needs of a human wanted to be guided, we need information about the type of stores and the sold items. To provide so, Satake et al. (2015a,b) used an ontology. To compute the route to the final destination, some work show the use a topological map (Matsumoto et al., 2012; Okuno et al., 2009). Each node of the graph is related to a 2D position of the environment. To estimate the human visibility of elements anywhere in the environment, Matsumoto et al. (2012) used a simplified 3D model where shops are represented by 3D polygons. In our implementation, we only used two types of representation of the environment: a **geometric** one and a **semantic** one.

Since the final deployment of the robot was in a Finland mall, we have built a mockup mall in our lab for development purposes. By mockup, we mean that shops

signs have been displayed in the laboratory to create configuration similar to the real mall. The representations describe hereafter have thus been created both for the real mall and the mockup one.

#### 8.5.1.1 Geometric representation

The geometric representation is used to compute the visibility of elements of the environment from different positions needed for the pointing of landmarks. However, because the robot does not accompany the person to the final destination and therefore does not move much, the possible visibility of the two agents is limited to their immediate environment. For this reason and due to the large scale of the Finland mall, we chose to geometrically describe only the subpart of the global environment that could be visible from the interaction area. For the rest of the environment, we represented the shops with 3D points only. These points are enough to point in the right direction. The resulting geometrical representation is a three-dimensional mesh model, as shown in figure 8.6a for the mockup mall and in figure 8.6b for the real one. We have represented in the 3D model all the elements that could hinder visibility, such as poles or panels. In this way, we can precisely emulate human visibility. The model was created from the architectural plans first and then refined with measurements in the mall.

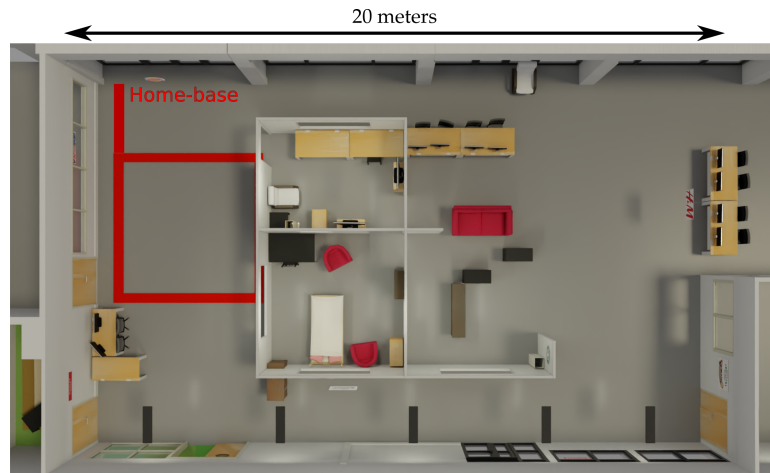
In order for the SVP planner to compute the visibility of the landmarks used for the route description, stairs, escalators, elevators, and store signs are represented each by a single mesh while the rest of the building is a unique 3D mesh. This means that a store is said to be visible if we can see its sign, which we think to be the most relevant element to see to recognize a shop.

The 3D model is also used to generate a navigation map, constraining the robot to move in the interaction area while avoiding obstacles in it.

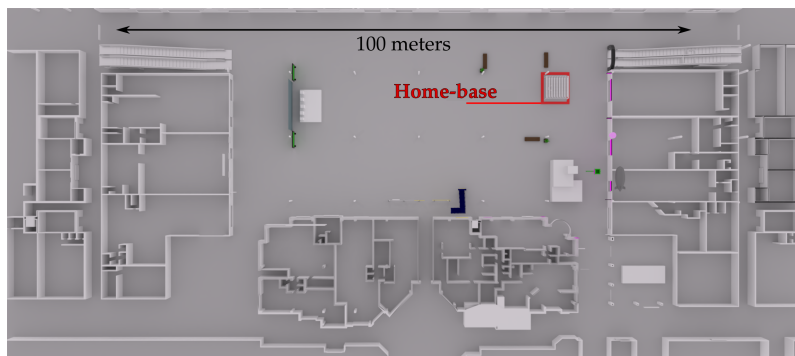
#### 8.5.1.2 Semantic representation

As Satake et al. (2015a), our semantic representation is based on an ontology. An ontology allows to define classes representing general concepts (*e.g.*, Restaurant), individuals/entities being classes instantiations (*e.g.*, Burger\_King), and properties linking two entities (*e.g.*, Burger\_King isIn Ideapark). To provide storage and an efficient way to manipulate the ontology and reason about it, a lightweight software has been developed, called Ontologenius, presented by Sarthou et al. (2019a). It makes it possible to share the semantic knowledge among all the components of the architecture, here especially the route handler and the supervision, thus enabling a unique repository of knowledge.

As presented in Chapter 3, our semantic representation is based on ontology and is stored using Ontologenius. First, it used to represent information about the stores. It allows to define and refine the shared goal of the task by understanding the client's wanted destination. Thus, the stores' types, their names, and the items they sell have been represented in it with a rich semantic. It allows for example



(a) The 3D mesh model of the mockup mall at laboratory. The red square represent the interaction area as a square of 4 meters per 4 meters. Signs representing the shops have been place all around the environment.



(b) The 3D mesh model of the real mall in Finland. The entire mall having a size of 528.6 meters per 247.5 meters on two levels, we have only modelled the part which can be visible from the interaction area. It results in a model of 150 meters per 69 meters.

Figure 8.6 – We have built a mockup of the Finnish mall environment in our lab in order to be able to test and debug the direction-giving task in our lab. This environment comprises a two-level area with corridors, “shops”, passages, stairs, open central space and consequently allowed us to run realistic guiding scenarios.

to represent that both soda and hamburgers are sold in fast-foods, which are types of restaurants, but that soda can also be found in a supermarket. Thanks to Ontologienius, the names of concepts are defined in different languages and with synonyms for these names. It allows the robot to adapt itself to the human partner language. Moreover, Ontologienius endows the robot with the ability to recognize a set of names in natural language but that it will be prevented to use when itself speaking (*e.g.*, the robot can understand a reference to “bank” when a human says it but only refers to it as “ATM” or “cash machine” since there was no bank office in the mall). In addition, this software offers a fuzzy match service based on

Levenshtein distance, to help the supervision system to handle ambiguities coming from the speech to text component (*e.g.*, it can match the word “Juwelsport” with “Juvesport”). This set of functionalities around the concepts’ names facilitates the understanding of the partner’s need and thus helps at increasing the quality of interaction.

To include topological information into the semantic representation, the Semantic Spatial Representation (SSR) has been designed, presented by Sarthou et al. (2019b). With the SSR, the overall knowledge is represented in an ontology with three upper classes which are: **region** (*i.e.*, a two-dimensional area that is a subset of the overall environment), **path** (*i.e.*, a one-dimensional element along which it is possible to move and which has a direction) and **place** (*i.e.*, a point of zero dimension that can represent a physical or symbolic element). The **place** class has three subclasses: **path intersection** (*i.e.*, the connection between only two paths and thus a waypoint to go from one path to another), **passage** (*i.e.*, the connection between only two regions and thus a waypoint to move from one region to another like a door, a staircase or a passage), and **shops**. A representation of these classes is visible in Figure 8.7.

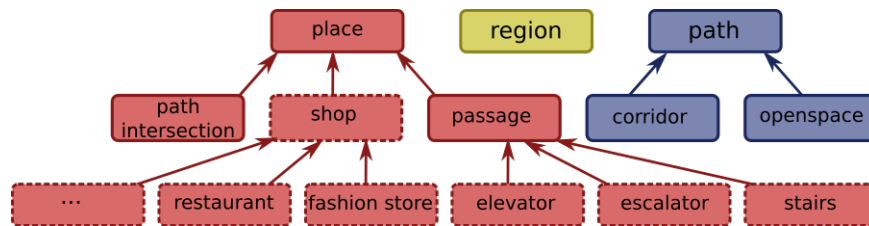


Figure 8.7 – Classes for a representation of the topology of an indoor environment in a semantic description. The classes with the solid outline are the minimum classes defined by the SSR. The classes with the dotted outline are an extension of this minimal set.

An example of the final semantic knowledge represented in the ontology for a given shop is presented in Figure 8.8. We find here the identifier of the shop, the category to which each store belongs (*e.g.*, restaurant or hairdresser), the items sold for which people ask the most (*e.g.*, shoes or coat), and the names and synonyms in natural language and that for different languages. Moreover, thanks to the SSR we can produce the best route (in term of complexity) as well as verbalize it using a route perspective.

### 8.5.2 Perceiving the partner

The situation assessment component is based on the Underworld framework (Lemaignan et al., 2018). It aims at gathering perception information in the form of 3D position and orientation of human faces, with the 3D model and the robot state. With this information, it is able to generate the symbolics facts listed in table 8.1.

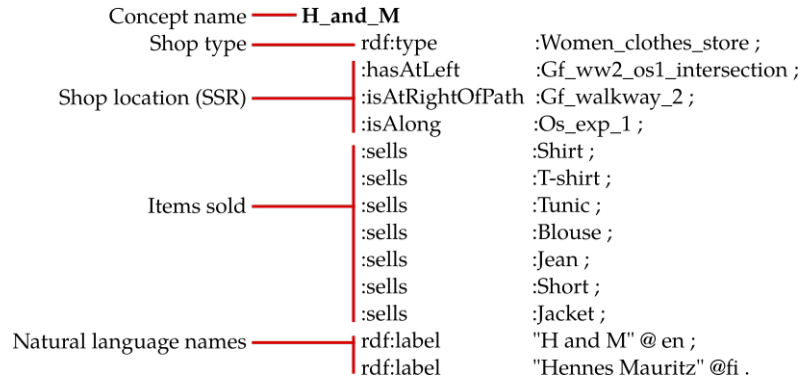


Figure 8.8 – Properties for a representation of the topology of an indoor environment in a semantic description.

Predicate	Description
isPerceiving	The robot is perceiving a human
isCloseTo	The human is within a distance of 0 to 1 meter of the robot
isLookingAt	The human is looking at the robot
isInArea	The human is in the interaction area
isEngagingWith	The human is close to the robot and is looking at it

Table 8.1 – Facts computed and monitored during the direction-giving task.

### 8.5.3 Managing the robot's resources

A humanoid robot such as Pepper can be seen as a composition of multiple physical components that can act independently of each other. For the direction-giving task, we identified four resources: the head, both arms, and the base. At the beginning of the interaction, for example, the head is used to find people to interact with, but later it will be used to track the human with the gaze. Several components could access this resource to perform these actions. However, they do not have a global picture of the ongoing task. In this case, a resource could be used by several components at the time. Consequently, it could lead to task failures.

Moreover, in some cases, several resources have to be used simultaneously to perform a high-level action. To point to a landmark, one arm is selected to point while the other has to be lowered. The base is then rotated if the arm reaches the joint limit to point a target on its back. If at least one of the involved resources is simultaneously used to perform another action, the overall high-level action will fail as the global posture will no more be clear. For example, if the human gets too close to the robot and a component tries to move away from a little, the arm would no more point in the right direction.

Thus, for each of the identified resources we instantiated a Resource Manager that we presented in Section 6.5. The global resource management scheme is illustrated in Figure 8.9 with four resource managers and one synchronizer.

### 8.5.4 Describing the route to follow

Algorithms have been specifically developed in the context of this project in order to find the best route(s) to go from one place to the other in an environment with “places” (*e.g.*, shops, toilets, stairs), and “paths” (*e.g.*, corridors). These algorithms are presented in (Sarhou et al., 2019b).

The dedicated component receives requests with: (1) the departure place, (2) the goal place, and (3) an option to specify some constraints (*e.g.*, no stairs).

It outputs a set of routes, with a route being of the form *place – path – place – ... – place*, and a cost associated to each of these routes.

The second place of the route – the third element of the route objects – is the one we call the passage in the description of the direction-giving task, the first salient landmark of the route to point to, which is on the way to reach the final place. For example, the best route to go to the restaurant Bella Roma from the robot base is: [“pepper\_infodesk”, “Keskuspuisto”, “escalator\_sauruskatu”, “corridor\_1food”, “Bella\_Roma”], with “pepper\_infodesk” the departure place, “escalator\_sauruskatu” the passage and “Bella\_Roma” the goal place.

### 8.5.5 Planning a shared visual perspective

When the robot has to point to a target, two criteria have to be respected. First, the human has to be able to see the target. Second, the human has to be able to look at the pointed target and at the robot without turning the head too much.

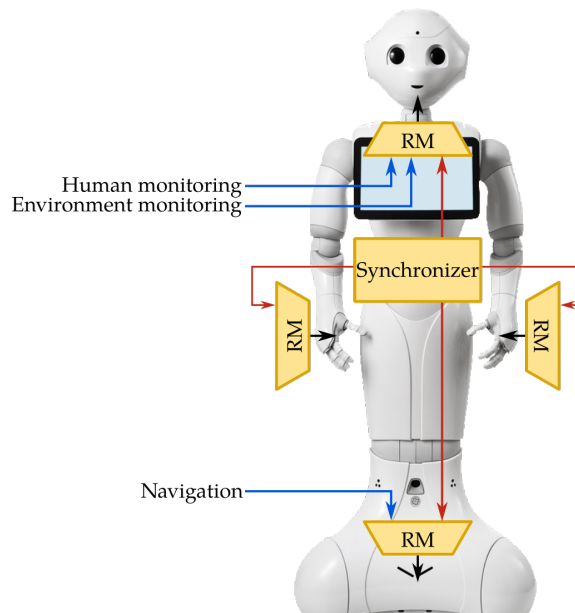


Figure 8.9 – Representation of the resource management system with four resource managers and a synchronizer. The red arrows represent the state machines inputs and the blue arrows represent the inputs for permanent commands.

It goes the same for the robot as it has to see the pointed target, meaning not to point toward a wall and be able to simultaneously point at the target and look at the human. Consequently, to point a target in its back, it has to move. The robot and the human can thus move in the interaction area during the direction-giving task, to move to a better position for pointing at the target. To find the robot and human possible positions we designed a component called the SVP (Shared Visual Perspective) Planner, presented in (Waldhart et al., 2019). For the purpose of the deployment, the presented version is an adapted and slightly simplified version.

To compute the visibility of both agents, the planner has access to the geometrical representation of the environment and the agents' current positions. In addition, it considers an estimated agent's maximal speed to move and a visibility threshold.

When the robot explains the route to the human and points to a landmark, they form what is called an F-formation. Kendon (1990) explains that "an F-formation arises whenever two or more people sustain a spatial and orientational relationship in which the space between them is one to which they have equal, direct and exclusive access". This F-formation has been decomposed by McNeill (2005) into two types: the social formation and the instrumental formation. While the first type corresponds to the original definition, the instrumental formation includes a physical object that all the agents can gaze at. This means that once the robot will have moved, the human will come in front of it creating a social formation in the form of a vis-a-vis (each facing the other) and when the robot will point, they will change for an instrumental formation. Indeed, when both agents will reach their position computed by the planner, we want them to be able to go from one formation to the other with only a rotation; the human will not need to move again from their arriving position to see what the robot will point.

To search for better positions to reach in order to point a landmark, the planner takes three main parameters into account:

- Visibility constraint: The two agents can see either the target shop when it is the only element of the route or the passage.
- Navigation distance cost: The agents do not have to move too much.
- F-formation cost: The human-robot-target angle and a robot-human-target have to be less than  $90^\circ$ .

To compute the positions, the interaction area is firstly decomposed into a weighted three-dimensional (x,y for the possible positions in the area and z for the human height) grid representing the estimated human visibility of the target. The target visibility is computed offline for each position of the grid. It is based on the part that the target takes in the  $360^\circ$  field of view of the environment. Such grid is represented in figure 8.10 for a given human height. The white cells are positions from which the human cannot see the pointed target. The other colored cells represent the degree of visibility from the poor in yellow to the good in purple. Having the human visibility grid, the goal position is computed using a weighted

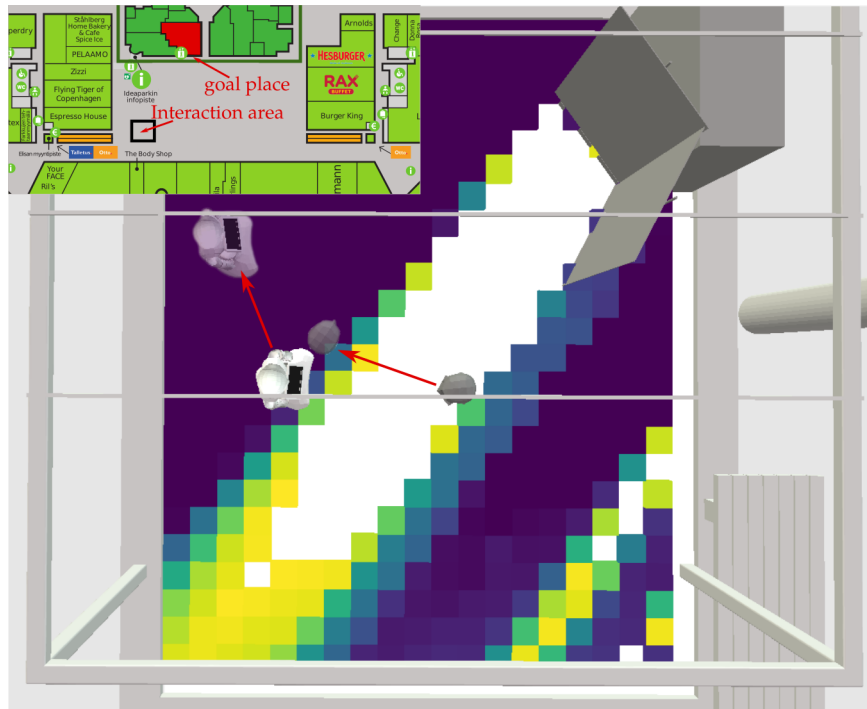


Figure 8.10 – Visibility grid for a target located at the top right. The uncolored areas represent an absence of visibility and the others represent the cost of visibility ranging from yellow for low visibility to purple for good visibility. The robot and the human in transparency on the image represent the final calculated positions while the others are the initial positions.

cost function between good visibility and restricted distance to cross. In the example of figure 8.10, the transparent human head is the human goal position while the other is the initial position. From the initial position, the human was not able to the pointed target.

The robot position is computed in a second time, according to the human planned position. Divided the search into two steps allows reducing the search complexity. The robot position is thus constrained by the human one. It has also to respect a minimal and maximal distance to the human and minimal visibility of the target from it. Finally, the robot position is also determined regarding a cost preferring an F-formation limiting the robot reorientation, meaning that it can point to the target keeping its torso and its chest oriented towards the human.

### 8.5.6 Navigate close to human

The Human-Aware Navigation component aims at moving the robot while avoiding dynamic and static obstacles in addition to proposing a socially acceptable navigation solution for the robot. For example, the robot should not pass too close to the human and should not show its back while navigating around the human. A full presentation of the planner is available in (Singamaneni and Alami, 2020).



### 8.5.7 Robot execution control and supervision in a joint action context

The work presented about the supervision in this section is an early version of Joint Action-based Human-aware superVISor (JAHRVIS) presented in Chapters 5 and 6. It integrates on one hand the decision and control for the direction-giving task, and on the other hand the implementation in this task context of the metrics presented in Chapter 7, to measure the Quality of Interaction.

#### 8.5.7.1 A supervision and control system dedicated to human-robot joint tasks

A service robot interacting with humans in a mall and providing directions to them needs a number of abilities to enable a smooth and efficient interaction. As explained in Section 8.3, the direction giving task is an asymmetric joint action, with the robot in the guide role and the human in the guided role. The Supervisor is built taking this specificity into account, embedding a shared representation of the direction giving task. More specifically, when giving directions to a human, the robot plans its actions and the human ones and then executes its part of the plan. To be able to know if and when the human performs their actions, it monitors the execution of actions and interprets the information directly received from the Situation Assessment (see Section 8.5.2). Furthermore, in such interaction, communication is important, thus the robot communicates verbally as well as non-verbally, and listens to the human. All along the interaction, it needs to maintain a distinct mental state model for the human and itself concerning the knowledge of both agents and the state of the world. Finally, it should be able to tackle events and contingencies happening during the task and to drop it when necessary.

During an interaction session (see Section 5.2), *direction-giving task* occurs when the human involved in the ongoing interaction session asks for directions to a place or for locations of sold items.

#### 8.5.7.2 Implementation of the direction-giving task and its associated actions

In the direction-giving task, plans were not computed by a planner as presented in Chapter 6 but were written with Jason reactive plans (see Section 4.3.2). Thus, at execution time, the Supervisor does not handle one shared plan received from a planner but plenty of (reactive) plans which are chosen among the ones from the plan library when triggered by an event or by another plan. The same plan can have multiple versions and the version to be executed is selected according to the pre-conditions (also called context). For instance, the plan *verbalization(Target)* has two different versions, one in the case where the target to point is visible and the other one in the case where it is not, and at execution time, the selected one will depend on the presence or not of the belief `visible_target(Target)` in the Supervisor belief base, as shown in Listing 8.1:

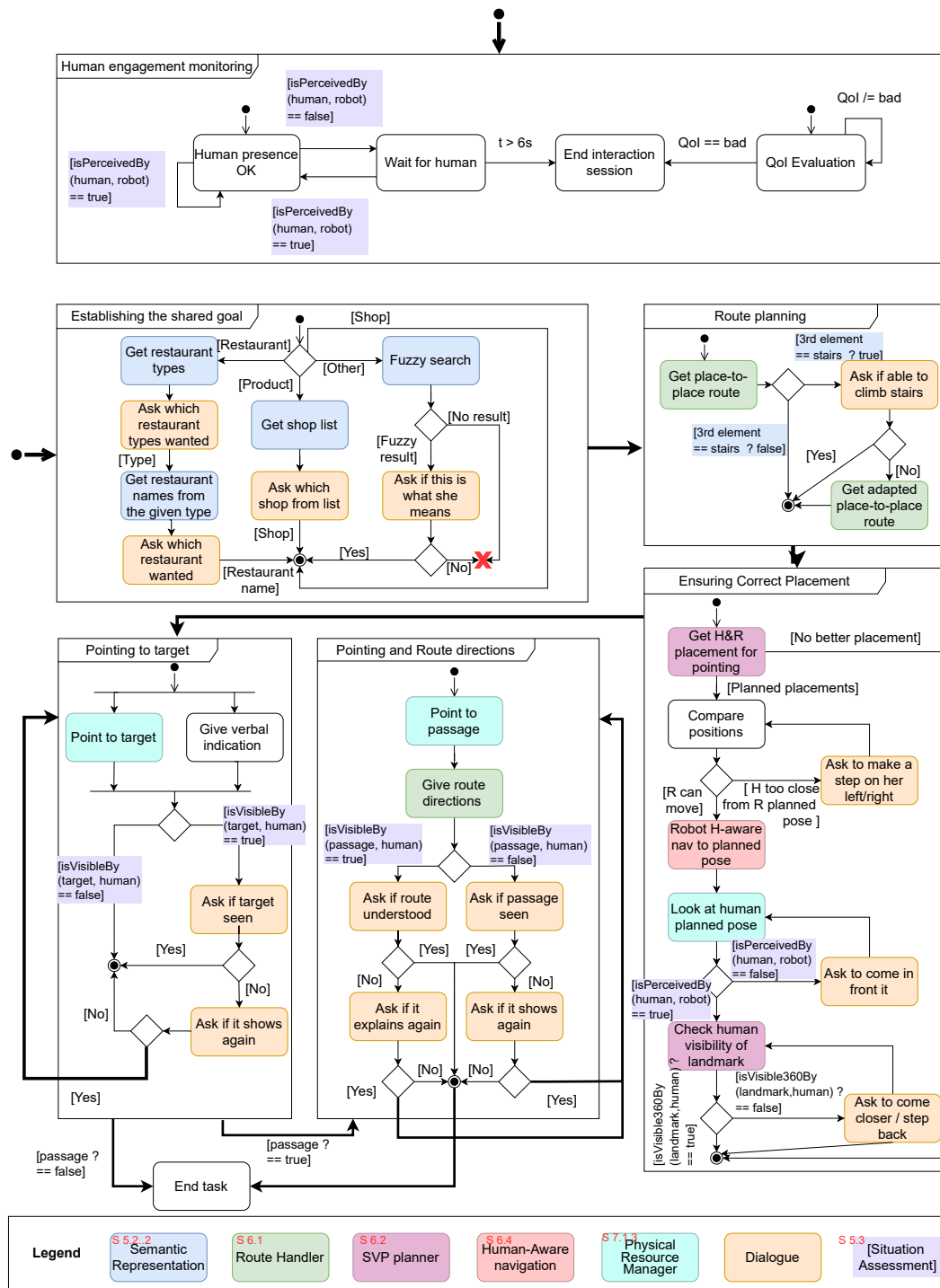


Figure 8.11 – Supervisor activity diagram of the direction-giving task. Each action has a color corresponding to the component with which the Supervisor interacts to execute it. It goes through every subtask described in Section 8.5.7.2. Also, the human engagement monitoring is represented. Texts between brackets correspond to beliefs on which depends the decision-making process. These beliefs can either be provided by other components or being the result of the Supervisor’s own computations.

```

+!verbalization(Target)           // plan name
: visible_target(Target)          // context
<- ?verba_name(Target, Name);    // belief query
say(visible_target(Name)).        // action

+!verbalization(Target)
: not_visible_target(Target)
<- ?verba_name(Target, Name);
say(not_visible_target(Name)).

```

Listing 8.1 – Two different plans for `verbalization(Target)`

Even though the direction-giving task is implemented with reactive plans, it can still be represented with an activity diagram, for presentation purposes. This activity diagram is visible in Figure 8.11. Each frame represents one of the steps described in Section 8.4.2. We now present their internal functioning and the interactions with the multiple components of the system the Supervisor has.

**Establishing the shared goal** When a person triggers a direction-giving task, they might directly ask something like “where is the pharmacy?” which allows the robot to directly establish the shared goal but, they might also ask something less precise. In the latter case, the robot needs to inquire about the human desired place to reach in order to establish the shared goal.

When a person asks “Where is a good restaurant?”, the robot presents a list of the types of food available, namely “There are casual dining restaurants, Asian restaurants, native food restaurants, hamburger restaurants, fast food restaurants, and pizzerias.”. This behavior is quite similar to the recommendation behaviors of Kanda et al. (2009).

To be able to display this behavior, several components of the system are requested. When the Supervisor receives  $\{request = restaurant\}$  as data from the Dialogue, it asks Ontologeniuss for all the existing restaurant types. This list of restaurant types is sent to the Dialogue whose role is to return to the Supervisor with the type selected by the human. Finally, similarly to the way it obtained the restaurant type from the human, the Supervisor tries to get the restaurant name. Therefore, it requests from Ontologeniuss all the restaurants serving the given type of food. Then, this list is sent to the Dialogue whose role is to return to the Supervisor with the restaurant selected by the human among the elements’ list. It should be noted that all the restaurants of the given type are suggested to the person, even though sometimes the list is long. We thought of alternatives such as randomly giving three restaurants among the ones of the list. However, these alternatives were not allowed by the mall policy as they could not provide equality between all shops.

The same principle goes for products. For example, people can ask “Where can I buy a dress?”. Then, the Supervisor gets from Ontologeniuss a list of shops selling

dresses and passes it to the Dialogue. The Dialogue returns the name of the shop chosen by the person.

When the Supervisor receives as a goal a name it does not understand, it queries Ontogenius to try to match it to a known name as it may be not understood because of a speech recognition failure or a shortened name. For instance, thanks to the fuzzy match provided by Ontogenius, when a person asks to go to “jewelsport”, the system can make the assumption that the person actually asked for “Juvesport”. So the robot asks the person, “do you mean Juvesport?”, to which the person can answer “yes” or “no”. If yes, it starts the direction-giving task, if no it drops it and returns in chat mode.

**Enquiry about human willingness and abilities to climb stairs** As the robot is there to help humans, it has to adapt to their abilities and preferences such as a person with a shopping trolley will prefer to take escalators than stairs. The preferences definition is currently done through verbal communication.

To determine human preferences about stairs, the Supervisor first requests to the Route Handler (see Section 8.5.4) the possible routes to go to the target shop. The returned routes are of the form *place – path – place – ... – place*. The Supervisor selects the one with the smallest cost and then checks if one of the *place* elements is stairs (*i.e.*, the Supervisor queries Ontogenius for the element type). If it is the case, the Supervisor asks the Dialogue with finding out if the human is able to climb stairs or not. If not, it will send a new request to the Route Handler with the parameter “no stairs” and will get a new set of routes. The Supervisor selects the one with the smallest cost. This new route will have a cost equal to or higher than the first one (since it was not the route with the smallest cost in the initial request), which means the goal might be more complicated to reach or it might take more time.

**Ensuring a correct placement** The robot’s role in this task is not only to give verbal route directions but also to point to the target and the passage (*i.e.*, the third element of the route as explained Section 8.5.4) the person should take in order to increase the chances that they reach their destination as it helps to orientate them in space. For the pointing to be as efficient as possible, the robot computes new positions for itself and the human where the visibility of the pointed landmarks will be better (when feasible). Then its goal is to have itself and the human reaching these new positions.

In the first step of this subtask, the Supervisor requests from the Shared Visual Perspective (SVP) Planner (see Section 8.5.5) the new positions for the robot and the human, with the passage to point (or the target if no passage) and the human identifier as parameters. Then, the Supervisor compares the newly received positions with the current ones of the human and the robot – the current position of the human is provided by the Situation Assessment. In the case where the robot planned position is very close to the human’s current position ( $< 0.5$  m), the robot

asks the human to step aside on the right or left, depending on the human's planned position. If the human does not move or does not go far enough from the planned robot position, the robot will ask again.

Then, the Supervisor requests the Human-Aware Navigation (see Section 8.5.6) to move the robot to its planned position. Once the Human-Aware Navigation returned that the position has been reached, the Supervisor looks for the human. It is a form of monitoring, which we show in Section 8.3 is important in a joint action. If the human is not perceived – the Supervisor did not receive from the Situation Assessment the predicate  $\text{isPerceiving}(\text{robot}, \text{human}_i)$  – in the following seconds (6 seconds in the deployed version), the robot asks the human to come in front of it – this is the way we have chosen after several trials (other modalities like indicating to the human by a gesture where they should stand were not sufficiently successful). If the human is still not perceived after a few seconds, the robot will ask again, remaining engaged in their joint action for a while before giving up.

Once the human arrives in the robot field of view – which means that the human more or less reached their planned position since the robot is looking in the direction of it –, they might not exactly be at their planned position. In this case, their position may not be suited to properly see what the robot has to point at. To check if they are in a position good enough to see, the Supervisor asks the SVP Planner for the visibility (at 360 degrees) of the landmark to point. In the case where the SVP Planner returns that the landmark is visible, the interaction continues. Else, the robot asks the human to move forward or backward in order to adjust their placement according to their planned position. This stops when the robot computes that the position of the human will allow them to see the target. In this way, the robot tries to ensure to put the human in the best conditions as possible for the next steps, using key elements of the joint action: monitoring of the partner actions', sharing a visual perspective and showing engagement in the task.

**Pointing to target** As it is shown that the use of deictic gestures such as pointing improves the understanding of route directions (see Section 8.4.1), we endowed the robot with this ability.

To do so, the Supervisor requests from the Physical Resource Manager that the robot points to the target. At the same time, it generates a short sentence for the robot to say and sends it to the Dialogue. The sentence varies according to the visibility of the target such as “Here, you can see Burger King” for a visible place and “The restroom is in this direction” for a non-visible one. In this way, the robot shares the human's perspective and takes into account the knowledge they can get from their environment in respect of the joint action principles. In this way, the human knows if they have to try to notice it from their place or take this information as an orientation indication. In order to continuously look at the human and not lose them from its sight, the robot does not turn its head towards the target when pointing.

It is important for the robot to know if it successfully communicated the in-

formation to the human. Then, it asks if the target has been seen, as it wants to ensure its action had the expected effect.

**Pointing to passage and giving route directions** This step is executed when there is a passage in the route returned by the Route Handler. Therefore, the Supervisor sends a route to the Route Handler which returns a verbalization of this route (*e.g.*, “Walk through that corridor, and then, turn left. From there on, Apteekki will be on your right, straight after Glitter”). Then, as explained in the *Pointing to target* paragraph, the robot points, to the passage this time. And, at the same time, it verbalizes the route received from the Route Handler, added "in this direction" to the sentence if the passage is not visible.

As for ensuring the target has been seen, the robot wants to make sure it has been understood and leaves the possibility to the human to hear the route directions again if they need it. In the early versions, we had programmed the robot to ask if the passage had been seen and then if the route had been understood but it was too many questions that seemed useless to users. Indeed, we analyzed it as a postcompletion error (Byrne and Bovair, 1997), as the goal of the human was to know the route to their location, whatever actions arising after this goal has been completed are often forgotten. In the end, the first question is asked in case of a visible passage and the second one is asked in case of a non-visible one.

It may be noted in Figure 8.11 that it is possible to go in infinite loops such as Route directions - Ensuring route understood - Route directions - ... . To avoid this issue, the Supervisor prevents to return inside a step if it has already been executed a certain number of times (in the final version, 3 was the maximal number a step could be executed).

## 8.6 The deliberative architecture in a real-world environment

In the previous section, we presented a deliberative architecture designed to be embedded in a service robot. The purpose of this robot was to be deployed in a mall in Finland. To make this deployment successful, we did extensive tests in our laboratory where we had reproduced a part of the mall environment to be in the most realistic conditions possible<sup>6</sup>. Some of these emulated shops are visible in Fig. 8.12. In Sect. 8.6.1, we introduce the environment setup as well as the robot one. Then, in Sect. 8.6.2 and Sect. 8.6.3, we present our tests and deployment in the Finnish mall.

---

<sup>6</sup>This setup not only was used for tests but also for public demos and even in the context of a scientific live event now accessible on <https://youtu.be/p4f3iwHht2Q?t=4495>




(a) A person being guided, the emulated shop “Zizzi” is visible in the background of the picture.



(b) A person being guided, the emulated shop “H&M” is visible.



(c) Two people simulated going to shop. The emulated shop “Burger King” is visible in the background and a small part of “Thai Papaya” is visible in the foreground.



(d) A person being guided, a sign towards the toilet and the shop “Marco Polo” are visible on the left of the picture.

Figure 8.12 – Examples of emulated shops of the Finnish mall in our lab.

### 8.6.1 Environment and robot setup in the Finnish mall

Our architecture has been tested and deployed in a mall in Finland. As we explained previously, it has two abilities: chat with people and guide them, but in this chapter we consider only the latter. The robot was able to interact in English and Finnish, though due to the vast linguistic differences between the two languages, the two versions have been kept separated, and the whole interaction can either be in one or the other.

#### 8.6.1.1 The robot home-base

For availability for as many customers as possible, the robot was contained in a defined place in the mall as shown in figure 8.13. A home base was designed with the participation of all the project partners. It was a 4 per 4 meters area with a 2.5m high frame structure on it. The home base included a non-reflecting carpet on the floor and an acoustic ceiling surface on the roof.



Figure 8.13 – The pepper robot in its interaction area in the Finnish mall, Ideapark.

During the first deployment in the real mall, we have updated both the Geometric Representation with actual measurements and the Semantic Spatial Representation (SSR) by making sure the regions, interfaces, corridors and intersections were represented reflecting the actual mall topology. To ensure the correctness of the instructions given by the route handler, we generated routes from the deployment location to several shops in the mall and followed them to the destination. Inaccuracies, as well as algorithmic flaws, have been fixed using this method. We also tested the interaction in the Finnish language with our native Finnish partners and corrected some mistakes in the route verbalization.

#### 8.6.1.2 Hardware architecture

The robot is an upgraded, custom version of the Pepper platform (Caniot et al., 2020), which is equipped with an Intel D435 camera and an NVIDIA Jetson TX2



in addition to the traditional sensors that are found on the previous versions of the robot. We used the Robot Operating System (ROS) to enable inter-process communication between the processing nodes. All the streams (audio, video, robot states) are sent to a remote laptop which performs all the computation. The laptop has an NVIDIA RTX 2080 graphics card (for the visual perception system) and 12 CPU cores. The 4 microphone streams are processed at a frequency of 16000 Hz, and the full perception system delivers the output at 10 fps.

### 8.6.2 Pre-deployment in the Finnish mall, in-situ tests

Three integration sessions, each lasting one week, have been made in September 2018, June 2019 and September 2019, in the mall in Finland. The whole LAAS developer team were part of these integration weeks, along with our project partners. So, the author spent around 150 hours (3 times 5 days) in the mall for software integration debugging with the other developers, and testing and debugging of the direction-giving task. During the integration weeks, only expert users (developers) interacted with the robot for testing purpose.

To have a working system in the lab and to have a working system in a real-world site are two different things. As much as a team prepare for an in-situ deployment, there will always be elements that will need to be tuned on site and unexpected bugs arising. Thus, the author had to handle a lot of contingencies, diagnosing where the issue came from, repairing if it was originating from my software, communicating with the person responsible for the component having a bug if it was not from mine, and testing again.

The first step to perform for us once on site was to update both the Geometric Representation (see Sect. 8.5.1) which was previously based on architectural plans and refined with actual measurements and the Semantic Spatial Representation (see Sect. 8.5.1) by making sure the regions, interfaces, corridors and intersections were represented reflecting the actual mall topology. Moreover, it had to be done again to each integration session because shops often changed.

Then, to ensure the correctness of the instructions given by the route handler, we generated routes from the deployment location to random shops in the mall, and followed them to the destination. SSR inaccuracies as well as algorithmic flaws have been fixed using this method. We also tested the interaction in Finnish language with our native Finnish partners and corrected some mistakes in the route verbalization.

#### 8.6.2.1 Component integration problematic

Even though components were integrated together before getting on site, code modifications and intense testing can make new bugs appear. So, it was essential to test the overall task, *i.e.*, the integration between all the components before the final deployment.

Finally, once everything was running quite nicely, some time was dedicated to




Figure 8.14 – A person receiving directions from Pepper. (Image from VTT team)

fine-tune the direction-giving task, ensuring all the components could withstand running for several hours in a row, with naive users possibly interrupting the task at any stage.

### 8.6.3 “In the wild” deployment

The robot was then installed for a long-term 14 weeks deployment from September 2019 to December 2019. During this period, the robot interacted with everyday clients of the mall, who may never have the chance to interact with a robot before, as shown in Figure 8.14. The robot was active for 3 hours per day, three days a week. As it was a project with multiple partners, it was not always possible to have our direction-giving task running. The direction-giving task has been available on the robot 32 days out of the 42. Indeed, the 10 other days, the robot was needed by our project partners to make their own experiments.

Nowadays, having an autonomous robot in the wild is a challenge. At first glance, we could think that if the robot is able to run smoothly for a few hours, the challenge would be met. However, there are a lot of other elements to take into account. First, how to guarantee the safety of children and elderly? How to ensure that the robot will not fall on or bump into them despite the robot sensors, hurting them? Furthermore, not only people safety is important but making sure that the robot is not damaged by people as well. People might indeed be brutal towards the robot, on purpose or not.

The project consortium tackled the two safety issues (people safety and robot safety) by hiring a “robot guard” and by putting a sign notifying parents to not leave their children alone with the robot. During the robot active hours, this guard

employee was physically present to ensure people were respectful towards the robot, *i.e.*, not hitting it or pulling it, to watch the kids who may get too close to the robot when it could have moved so they would not risk to being hurt, and to answer people who wanted to know more about the robot or the project than what was explained on the explanatory posters. She was also responsible for starting and shutting down the robot at the beginning and at the end of the half-day. Besides, for security and legal responsibility reasons, we chose to not have the robot navigating during this deployment as it would have been a complicated issue if the robot bumped into someone, especially a kid who could be hurt. It would have been possible if Pepper had a remote emergency stop which could have been given to the guard. Therefore, the step *Ensuring correct placement* was removed in this context. Then, the Human-Aware Navigation component (see Sect. 8.5.6) was disabled and the Shared Visual Perspective Planner (see Sect. 8.5.5) was only used to compute the 360 degrees visibility of a landmark from the person position.

To tackle the “obvious” issue, making sure that the robot continuously running, it was remotely watched by an on-call developer of the project team. At the beginning of the time slot, they launched all the software on the robot. Then, they checked through component monitoring, time to time, if everything was running properly, and they were in contact with the robot guard who told them if she noticed something wrong with the robot. They also had access to a video feed of the robot home-base if needed. Thus, all along this long-term deployment, we adjusted parameters and fixed bugs, with the help of the on-site team VTT and the robot guard that tested the direction-giving task when we asked her. The bugs we encountered concerned mainly Finnish translation issues (*e.g.*, “just after Arnold’s” was translated “paikan päälle Arnolds” in Finnish but the correct way to say it in Finnish was “paikan Arnolds jälkeen” thus we changed the English sentence into “right after the place Arnolds” to be able to get this translation), shop names issues (*e.g.*, Finnish people use the utterance “Hennes Mauritz” and not “H&M” which was the name in the robot ontology originally) and route issues (*e.g.*, a route has one more turn than it should have).

In total, the robot ran the direction-giving task during approximately 96 hours “in the wild”. Out of these 96 hours, it was interacting with someone for 45 hours. Table 8.2 summarizes statistical data about the interaction sessions and Table 8.3 summarizes statistical data about the direction-giving tasks.

Description	Value
Number of occurred interaction sessions between a human and the robot	979
Cumulative duration of the interaction sessions	2720 min
Minimal duration of an interaction session	0.1 min
Maximal duration of an interaction session	41 min
Average duration of an interaction session	2.8 min
Standard deviation of sessions duration	3.3 min
Average number of direction-giving tasks during a session	1.1
Percentage of sessions terminated by goodbyes	30%
Percentage of sessions terminated by the participant not perceived by the robot anymore	70%

Table 8.2 – Statistics on interaction sessions in the wild

Description	Value
Number of occurred direction-giving tasks between a human and the robot	1156
Cumulative duration of the direction-giving tasks	930 min
Minimal duration of a direction-giving task	0.01 min
Maximal duration of a direction-giving task	22 min
Average duration of a direction-giving task	0.8 min
Standard deviation of direction-giving tasks duration	1.27 min
Success rate of the step <i>Establishing the shared goal</i>	63%
Success rate of the step <i>Route planning according to the human willingness and ability to climb stairs</i>	100%
Success rate of the step <i>Pointing to target</i>	56%
Success rate of the step <i>Ensuring target seen</i>	39%
Success rate of the step <i>Pointing to passage and giving route directions</i>	94 %
Success rate of the step <i>Ensuring passage seen or route understood</i>	92%
Success rate of the removed step <i>Check if indications understood</i>	19%

Table 8.3 – Statistics on the direction-giving task in the wild. *Ensuring target seen* is a part of the step *Pointing to target* as described in Sect. 8.4.2. Likewise, *Ensuring passage seen or route understood* is a part of the step *Pointing to passage and giving route directions*. The success rate of a step is the number of times the given step has been achieved over the number of times it was planned (*e.g.*, *Route directions and pointing* is not planned if there is no passage to point), all direction-giving tasks combined. Steps were not achieved sometimes because of robot failures but most of the time it was because the human was leaving during the task. As mentioned in Section 8.5.7.2, we did not keep the step *Check if indications understood* all along the deployment because, as shown by the success rate, people were leaving before answering this question. Then, as this step was considered as superfluous by users, we merged it with the one before, *Ensuring passage seen*.

## 8.7 User Study

As presented in the introduction (Section 8.1), we performed a study with the mall customers in January 2020, on one week, after the 14 months deployments. It was carried out in collaboration with Kathleen Belhassein, the leader of this study. She elaborated the study procedure and performed the analysis of the collected data. And, she participated in the organization and implementation of the study, the creation of the behavioral video coding scheme, and the video coding. The author was in charge of the robot, and participated in the organization and implementation of the study, the creation of the behavioral video coding scheme, and the video coding.

For us roboticists, this study was a user study aiming at evaluating our robotic architecture and our task design. Aside, for Kathleen Belhassein, a psychologist, this study was an experimental study aiming at evaluating the impact of the communicative strategies used on the effectiveness and quality of the interaction.

Thus, we compared three different versions of the direction-giving task performed by the robot and their impact on the quality of interaction perceived by the customers: Which version do customers find the most pleasant? In which case the quality of interaction is perceived as better? If the robot moves to place itself in a position in which it can take the customer's perspective, is the route description more efficient then?

We had also intended to compare the quality of interaction perceived by the customers with the QoI computed by the robot (see Chapter 7) but the QoI Evaluator was not refined enough at the time of the user study to make that happen.

The three compared versions are the following (each time with the robot fully autonomous):

- Condition 3 : Dialogue + Pointing + Navigation  
*i.e.*, the complete system – as described in Section 8.5 – with the robot reasoning on the participant's perspective to move so that the participant can see the pointed element
- Condition 2 : Dialogue + Pointing  
*i.e.*, the system used during the 14-weeks deployment (see Section 8.6.3) – the subtask “Ensuring Correct Placement” was removed (see Figure 8.11) – with the robot having the possibility to rotate on itself to be able to point to the desired element (*e.g.*, if the target was behind it)
- Condition 1 : Dialogue only  
*i.e.*, the system used during the 14-weeks deployment less the pointing – the subtask “Ensuring Correct Placement” was removed as well as the pointing actions

Our objective was to confirm that the Condition 3, our complete system, was preferred over the Conditions 1 and 2 as it implemented a shared perspective between the robot guide and the human (see Section 8.5.5).

All possible robot utterances were the same for all the participants. They are summarized in Table 8.4.

Sentence type	Sentence content
Introduction	“Hi, my name is Pepper, I can help you find your way...”
Target	Verbalization of the direction of the desired store
Route	Verbalization of the route directions to take to get to the desired store
Comprehension question	“Did you understand?”, “Have you seen the intersection?”
Repetition	“Should I show you again?”
Repositioning face	“Please, come in front of me”
Repositioning distance	“Can you come closer?”
Lateral repositioning	“Can you make a few steps on your left/right, please?”
Announcement of a move	“I’m going to move so I can show you.”
Announcement of path explanation	“Now I’m going to explain to you the route.”
OK	“OK”
End of interaction	“I’m happy that I was able to help you. Okay, let’s talk about something else...”
Other	The chatbot starts up and the robot says something unrelated to the task at hand, it happens when the speech recognition does not understand what the human said

Table 8.4 – The dialog content of the direction-giving task was the same for all participants (except in the case of the last item). Some items, such as repositioning requests or move announcements, were not present in the Conditions 1 and 2.

### 8.7.1 Experimenters

There were four experimenters on-site to run the user study. Two of them (Kathleen Belhassein and Aurélie Clodic) were visible to the participants, welcoming them and coordinating their visit (when to go in front of the robot, when to fill the questionnaires, when to take the effectiveness test). The third experimenter, the author, was hidden by a panel from the participants, managing the robot software. Indeed, some parameters of the Supervisor had to be manually changed to switch between conditions. Thus, the Supervisor was launched at the beginning of a condition and killed at the end. The other software of the architecture were usually launched at the beginning of the day and ran until night, except if bugs were encountered. This launch of the Supervisor was the only moment in a condition during which the experimenter intervened, otherwise the robot was acting completely autonomously.

A fourth experimenter, from VTT, was present to provide translation and conduct the experiment in Finnish.

### 8.7.2 Participants

In total, 34 people participated in this study. There were 22 women and 12 men, and their ages ranged from 20 to 68 ( $M = 37.12$ ,  $SD = 10.22$ ). They were usual shoppers at the Ideapark shopping center, recruited through a website<sup>7</sup> combined with a recruitment questionnaire<sup>8</sup>, published in the mall the previous weeks. They all completed a consent form and an image rights release form (see Appendix B.1 for the English version and Appendix B.2 for the Finnish version given to the participants). Each participant spent around 40 minutes in the robot interaction area (see Figure 8.13 and Section 8.6.1.1).

9 participants were excluded from the analyses as technical issues arose during one of their condition, which would have interfered with their condition comparisons. Most often, it was because of the chatbot initiating a completely different conversation, as the Dialog component had not properly understood what had said the participant. Thus, 25 participants were included in the analysis, 17 women and 8 men with their ages still ranging from 20 to 68 ( $M = 37.12$ ,  $SD = 10.11$ ).

### 8.7.3 Tools for Data Collection

In order to collect the participants' opinions about each condition, we prepared two questionnaires for them to fill: PeRDITA, a questionnaire dedicated for HRI user studies and a questionnaire that we devised for this particular user study. These questionnaires were presented in Finnish to the participants (both of them were translated double-blind). At the end of each condition, each participant had to fill both.

Moreover, all interactions were recorded which allowed us to analyze the videos, noticing participants' gazes and moves.

#### 8.7.3.1 PeRDITA Questionnaire

The robot decisions were evaluated by the participants with the questionnaire Pertinence of Robot Decisions In joint Action (PeRDITA) (Devin et al., 2018). It was developed at LAAS-CNRS and has been proposed to the robotic community as a basis for the development of a tool to evaluate the decisional aspects of a robotic agent in a joint action. It is not specific to a robotic platform or to a particular task. It has several dimensions, as presented in Table 8.5, and each of them measure a specific aspect of joint action. The questionnaires are visible in Appendix B.3 for the English version of the questionnaire and Appendix B.4 for the Finnish version of the questionnaire which was given to the participants.

<sup>7</sup><https://sites.google.com/view/pepper-exam/home>

<sup>8</sup><https://forms.gle/bNMfSFVHznAPw9BS9>



Dimension	Question	Item
Collaboration	In your opinion, the collaboration with the robot was:	Restrictive/Adaptive Useless/Useful Not satisfying/Satisfying Confusing/Acceptable Not effective/Effective
Interaction	In your opinion, the interaction with the robot was:	Negative/Positive Not convenient/Convenient Complicated/Simple Ambiguous/Clear Unpleasant/Pleasant
Perceived robot skill	In your opinion, the robot is rather:	Unresponsive/Responsive Not efficient/Efficient Unintelligent/Intelligent Incompetent/Competent
Verbal	In your opinion, the robot speech was:	Useless/Useful Inappropriate/Appropriate Unpredictable/Predictable
Action	In your opinion, the robot chose to act in a way which was:	Appropriate/Inappropriate Inflexible/Compliant Not expectable/Expectable Unsafe/Reassuring

Table 8.5 – English translation of the questions for each dimension of PerDITA (see B.3). The used questionnaire, in Swedish, is in Appendix B.4.

### 8.7.3.2 Additional Questionnaire

An additional questionnaire was used to collect the participants’ evaluation of the overall quality of the interaction (see Appendix B.5 for the English version and Appendix B.6 for the Finnish version given to the participants). Originally, we devised this questionnaire in order to compare its result with the QoI measured by the robot (see Chapter 7). However, as the integration of the QoI Evaluator was not mature enough at the time of the user study, we did not have data computed by the robot to compare the questionnaire to. But, interestingly, as we will see in Section 8.7.5, this questionnaire gave valuable results.

The questionnaire has three items. First, the participants were asked to rate their interaction with Pepper on a scale of -1 (poor) to +1 (good). Two additional open-ended questions were asked: “Have you seen everything Pepper has indicated to you?” and “Did you understand the path you have to take?”

### 8.7.3.3 Video Observation

There were three cameras surrounding the interaction area, filming each participant interacting with the robot. Fences had been installed to prevent other mall shoppers from entering the area, and signs warned them of the cameras presence.

The videos were annotated using the software ELAN<sup>9</sup> (Wittenburg et al., 2006),

<sup>9</sup><https://archive.mpi.nl/tla/elan>

visible in Figure 8.15, in order to analyze communicative elements between the participant and the robot (such as gazes or positions) in terms of frequency of occurrence, durations, and sequences of occurrence. A behavioral video coding scheme was devised prior to the user study, based on the tests conducted in the laboratory, allowing the analysis of these elements. This coding scheme can be found in Appendix B.7 for the observed robot behaviors and in Appendix B.8 for the observed human behaviors.

In order to assess the reliability of the behavioral sampling, 50% of the videos were coded by an observer blind to the hypotheses of the study (*i.e.*, the author, who did not know the hypotheses formulated by Kathleen Belhassen at the time of the coding). Consistency between observers measured by the Cohen's kappa coefficients was higher than 0.8.

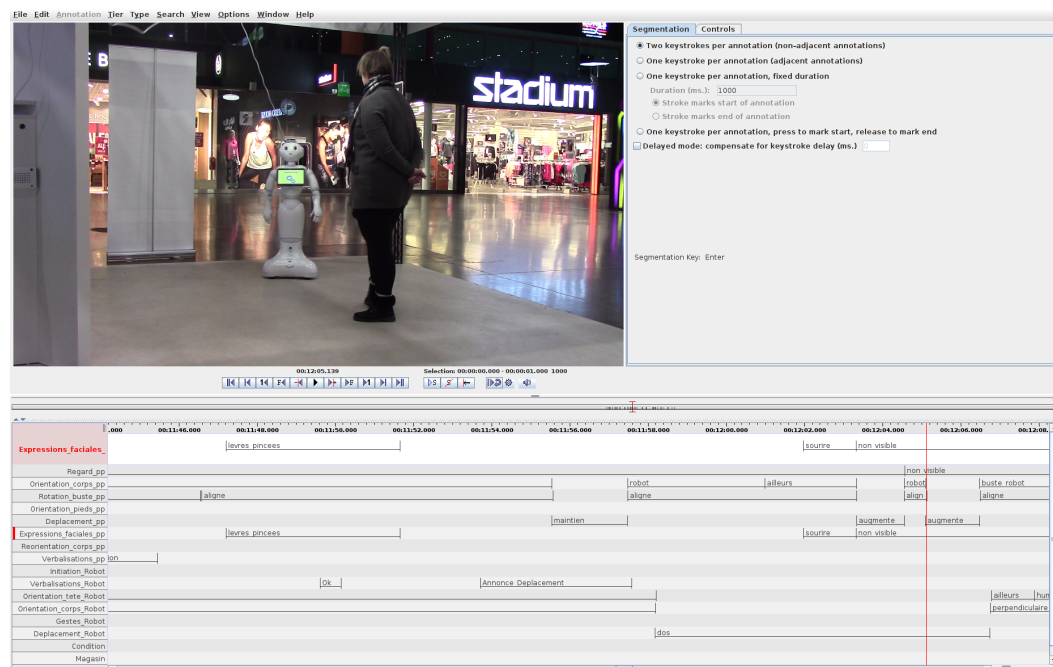


Figure 8.15 – Screenshot of the Elan software with the Condition 3 being annotated. Pepper is moving in order to reach the place where it will point at Pentik.

### 8.7.3.4 Interview

After having participated in the three conditions, participants were briefly interviewed by an experimenter from VTT (as they spoke Finnish) to gather their impressions of the three experimental phases. The experimenter first asked the participant if they had noticed anything about the study, especially if they had noticed a difference between the three phases. The experimenter then asked the participant which phase they liked best and why, and which one they liked least. Finally, the participant was told the purpose of the study.

### 8.7.4 Procedure

The study was a within-subjects experiment, whose goal was to evaluate the impact of three different versions of the system on the effectiveness of the route description and the interaction quality.

For the participants, the task was to ask the robot where a particular store was located, so that the robot would give them the directions to get there.

The independent variable was the version of the system used. The first version, corresponding to Condition 1, was performed using only dialog (verbal – Pepper verbally explained the route –, and visual – content of its speech was simultaneously displayed on the display on its chest). The second version of the system, corresponding to the Condition 2, added the pointing of the passage and the target (eventually rotating to be able to do so). Finally, the last version, corresponding to Condition 3, was performed with the complete system.

Each participant was confronted with the three conditions, the order being different for each of them.

Three stores of the mall were chosen to be the targets the participants will ask the robot to being guided to. The choice was made based on their visibility and distance from where the robot was deployed:

- Finnlandia: a store close and visible
- Pentik: a close but not visible store
- City Kulta: a distant and not visible store

Stores were also counterbalanced within the conditions.

### Proceedings of the experiment for one participant

The participant was first greeted by the experimenters in the interaction area at the time of the appointment. It would sign the consent form and image rights release. The VTT experimenter would then explain to the participant how the interaction would take place, without mentioning the purpose of the study. Next, the participant was asked to come in front of the robot to start a habituation phase<sup>10</sup>, in which the robot demonstrated its capabilities and the behaviors it might exhibit during the study. During this phase, the robot would give a route direction, pointing and moving around the participant.

Before each condition execution, an experimenter would inform the participant for which store they should ask the robot the route.

The experiment started with one of the conditions. The participant would interact with the robot and then, once the direction-giving task was completed, they would go to a desk near the interaction area to fill the questionnaires. Then, it was the same again for the two other conditions. Finally, once the participant had gone through each condition, the interview was conducted.

---

<sup>10</sup>It was a script written in the Supervisor, using the resource manager to point, the SVP Planner to find a position with a simulated human and the navigation to move. The robot was not aware of the participant during this scripted task.

The participant was then thanked with a 20 euros gift card to be used in one of the Ideapark shops.

### 8.7.5 Results

In this section, we will present the results obtained from the data analysis for the two questionnaires and the video observation. They were produced by Kathleen Belhassein.

#### 8.7.5.1 PeRDITA

Data from PeRDITA were analyzed using the Friedman test, a non-parametric test as the scale (from 1 to 7) does not allow to consider that the gaps of the scale are identical. It is separately performed on each dimension of the questionnaire. To use such a test allows to know if the answers filled by participants for a given dimension and a given condition are significantly different from the ones given for the same dimension in the other conditions. Analyses revealed no significant effect of the conditions in all the dimensions, although Collaboration showed a significant trend,  $F(2, 25) = 5.96, p = 0.0509$ , with the effect size measured by Kendall's  $W$  being small ( $W = 0.1192$ ). For the other dimensions, the values were: Perceived robot skill ( $F(2, 25) = 5.45, p = 0.0655$ ), Interaction ( $F(2, 25) = 4.89, p = 0.0867$ ), Verbal ( $F(2, 25) = 2.85, p = 0.240$ ) and Action ( $F(2, 25) = 4.98, p = 0.0830$ ).

#### 8.7.5.2 Additional Questionnaire

The interaction score given by the participants when asked to rate their interaction on a scale of -1 to +1 correlated with the Interaction dimension of the PeRDITA questionnaire ( $r = 0.85, p < 0.05$ ). The scores were scaled from 0 to 2 (instead of -1 to +1) to ease the analysis. They were analyzed with the Friedman test, since the data do not follow a normal distribution (the Shapiro-Wilk test was significant ( $W = 0.829, p = 7.153e^{-08}$ )).

Analysis revealed a significant effect of the conditions on the interaction score of the additional questionnaire ( $F(2, 25) = 10.7, p < 0.01$ ) with a small effect size ( $W = 0.215$ ). Since results were significant, pairwise comparisons were performed with the Wilcoxon test and adjusted p-values using the Bonferroni-Holm method). It shows a significant difference between Condition 1 ( $M = 1.18, SD = 0.69$ ) and 2 ( $M = 1.5, SD = 0.6; p < 0.05$ ), and between Condition 1 ( $M = 1.18, SD = 0.69$ ) and 3 ( $M = 1.56, SD = 0.46; p < 0.01$ ) (see Table 8.6). No significant difference was found between Condition 2 and Condition 3 ( $p = 0.506$ ).

Responses to the two open-ended questions in the supplemental questionnaire (“Did you see all the items Pepper showed you?” (question 1) and “Did you understand the path you need to take?” (question 2) were classified into two categories: “Yes” and “No”. The responses indicating that they only partially understood the path, or that they only saw some of the elements shown by Pepper were counted as a negative response. These data were analyzed with Cochran's

y	group 1	group 2	adjusted p-value	significant
Interaction note	1	2	<b>0.023</b>	+
Interaction note	1	3	<b>0.007</b>	++
Interaction note	2	3	0.506	no

Table 8.6 – Results of Wilcoxon signed-rank test on responses about interaction of the additional questionnaire. Comparisons between group 1 and 2 ( $p < 0.05$ ) and between group 1 and 3 ( $p < 0.01$ ) were significant.

Q test, a non-parametric test as the data are qualitative with three conditions to compare. Affirmative responses appear to be more frequent in experimental Conditions 2 and 3 (see Figure 8.16), which is confirmed by the analyses related to question 1 which show that the answer given depends on the experimental condition ( $Q(2, 25) = 9.1, p < 0.05$ ).

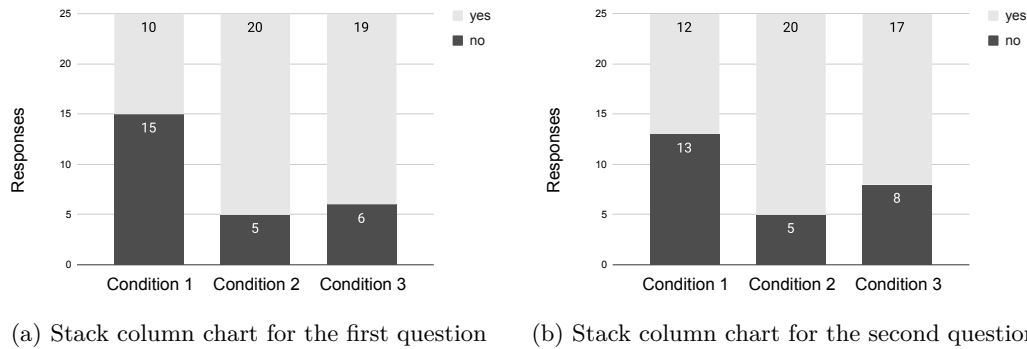
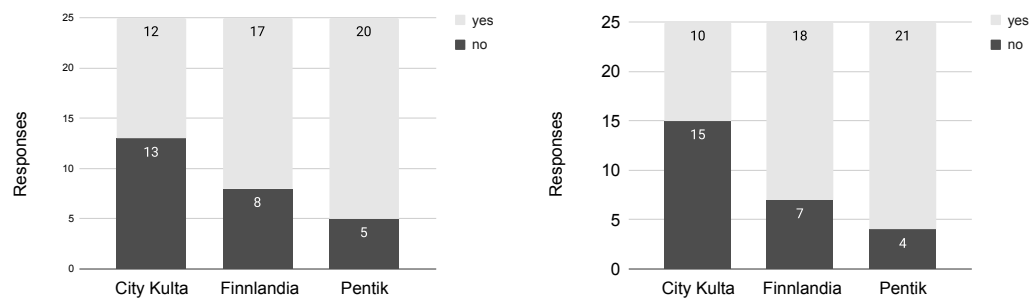


Figure 8.16 – Stack column charts representing the participants answers to the two questions of the additional questionnaire, classified into “Yes” and “No”, according to the condition.

Post-hoc comparisons were performed with the McNemar’s test. The difference is significant between Condition 1 and 2 ( $p = 0.0244$ ) and Condition 1 and 3 ( $p = 0.0389$ ) but not between Conditions 2 and 3. Participants seem to see the items pointed out by Pepper better in Condition 2 and 3 compared to Condition 1. On the other hand, the analysis shows that the type of response given does not depend on the experimental condition for question 2 ( $Q(2, 25) = 5.76, p = 0.0560$ ).

We wanted to investigate the effect of the requested store on the type of answers, independently of the condition (see Figure 8.17). For question 1, the type of the given answer does not depend on the store requested, ( $Q(2, 25) = 4.9, p = 0.0863$ ). On the other hand, it does depend on the requested store for question 2, ( $Q(2, 25) = 11.4, p < 0.01$ ). According to McNemar’s test, the difference is significant between the stores City Kulta and Pentik ( $p < 0.05$ ) but not between the other stores. Participants seem to have more difficulty understanding the path to City Kulta (store far away and not visible) compared to the Pentik store.



(a) Stack column chart for the first question      (b) Stack column chart for the second question

Figure 8.17 – Stack column charts representing the participants answers to the two questions of the additional questionnaire, classified into “Yes” and “No”, according to the store.

### 8.7.5.3 Video Observation

Similarly to the analysis for the additional questionnaire, the Cochran’s Q test was used to compare between the conditions, the answers (“Yes” or “No”) given to the robot during the task when it asked them if they had understood (see Figure 8.18). The analysis rejected the independence between the given answer and the condition ( $p < 0.01$ ). According to post-hoc comparisons using the McNemar’s test, the difference is significant between condition 1 and 2 ( $p < 0.05$ ), but not between condition 1 and 3 and between condition 2 and 3. Thus, participants appear to understand Pepper’s directions better in Condition 2 than in Condition 1.

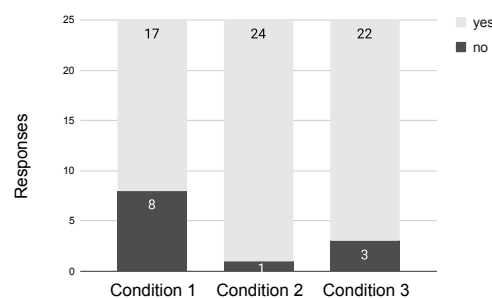


Figure 8.18 – Stack column chart representing the participants answers to the question asked by Pepper after it explained the route, according to the condition.

For each condition, we were interested in the percentage of time the participants spent looking in the direction of the path to be taken relative to the total interaction time of the given condition (see Figure 8.19).

The data do not follow a normal distribution, which requires the use of non-parametric tests. Friedman’s test reveals an effect of the condition on the percentage of time spent looking in the direction of the path ( $F = 20.33, p < .01$ ). Wilcoxon tests show a significant difference between condition 1 and 2 ( $p < .01$ ) and between

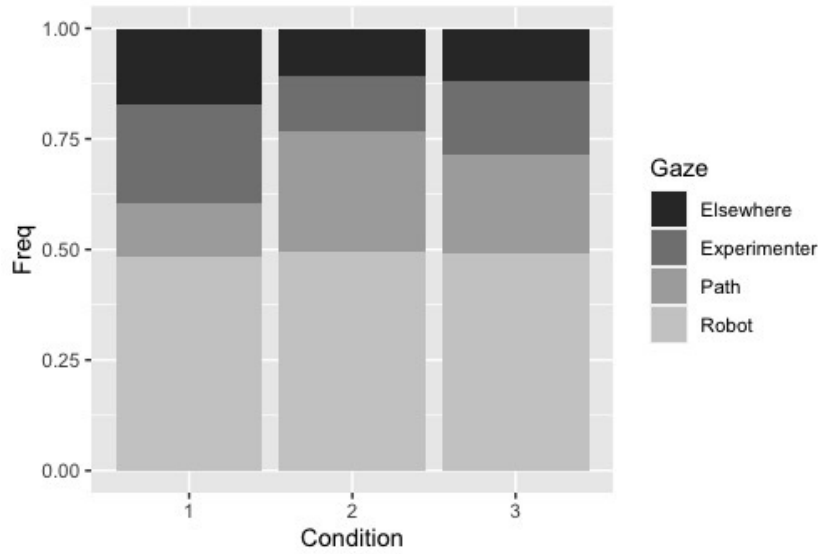


Figure 8.19 – Relative frequencies of gaze direction according to the condition.

Probabilities to have	Condition 1	Condition 2	Condition 3
the sequence “Robot-Chemin-Robot” for the gaze	28%	80%	84%
the participants spontaneously moving	8%	64%	32%
the participants moving on robot request (Cond. 3 only)	-	-	24%
the participants spontaneously moving and then moving on the robot request (Cond. 3 only)	-	-	20%

Table 8.7 – Probabilities that the selected behaviors arise according to the conditions, based on video analysis.

condition 1 and 3 ( $p < .01$ ). There was no significant difference between condition 2 and 3.

Finally, other analyses are presented in Table 8.7.

#### 8.7.5.4 Interview

In Figure 8.20, we present a selection of statistics on what said the participants about the conditions. 18 participants perceived the difference between all conditions (see Figure 8.20a), and the other 7 perceived only the difference between condition 1 and the other two conditions. 13 participants preferred Condition 2, 8 participants preferred Condition 3, and 4 preferred Condition 1 (see Figure 8.20b). Condition 1 seemed to be the least preferred (14 participants, compared to 3 for condition 2 and 4 for condition 3) (see Figure 8.20c).

9 participants indicated that they liked the fact that Pepper was pointing the way. 7 participants mentioned being disturbed by the robot’s movement in condition 3 (“confusing”, “weird”, “scary”, “unexpected”, “unnatural”), but 4 participants said they liked the fact that the robot was moving (“natural”, “good”, “appropriate”).



Figure 8.20 – Pie charts representing what said the participants about the conditions.

### 8.7.6 Discussion

We thought the Condition 3 would be preferred by the participants over the Conditions 1 and 2. However, the results obtained from the 2 questionnaires and the video coding showed that it was not completely the case. But, we can see that Condition 1 was less efficient as a significant number of participants did not understand the directions (15 over 25 participants). Moreover, it was poorly evaluated by the participants compared to the Condition 2 and 3 (interaction scores were lower for the Condition 1). Such results highlight the need for the pointing, enabling a shared perspective but they do not indicate that a more refined one as in Condition 3 is necessary.

At first, these results can be seen as a disappointment for our complete system but actually they are a rich source for improvement, starting with the human-aware navigation. Indeed, from the interviews, it stood out that the fact the robot moves, the way the robot moves was something disturbing (7 participants mentioned it). One of the reasons was that the robot often span round. We were aware of the issue before the user study, tried to correct it but we realized it was not enough. As the deployed system presented in Section 8.6 had to leave out navigation for safety reason, it had not been tested as extensively as the other components. It would have been the opportunity to better refine the costs and constraints values of the



component.

Thus, it would be interesting to perform a new user study comparing the Conditions 2 and 3 but with an improved navigation or different mode of the navigation. And so, to observe if the Condition 3 has still no significant difference with the Condition 2. It would probably not change in term of comprehension but it would probably improve the perceived quality of the interaction in the Condition 3. In this case, it would be valuable to keep the task proceeding of Condition 3 as offering a better experience to customers.

Video analyses give some idea to take into account other elements than verbal communication when the robot wants to know if the human understood its explanations or not. Indeed, participants tended to look more frequently elsewhere in Condition 1 than in Condition 2 and 3 (even though not statistically significant). Helped with a software recognizing gaze directions, it would be an interesting information to take into account for the supervision.

## 8.8 Integration and test of the QoI Evaluator

As a proof-of-concept for the QoI Evaluator presented in Chapter 7, we integrated it in the direction-giving task described in this chapter. It is also an excerpt of the paper accepted in the Journal of Social Robotics (Mayima et al., 2021).

More specifically, this implementation of the Quality of Interaction Evaluator measured the interaction quality at the direction-giving task level and at the elementary actions level, omitting the interaction session level as this latter was not our focus in the MuMMER project. The QoI Evaluator was integrated into the Supervisor presented in this chapter. The QoI Evaluator is implemented as an RJA. After multiple testings, we reached the conclusion that it was pertinent, at least in the context of the direction-giving task, to have the Evaluator computing the QoI every second for both levels. Therefore, every second, the system computes the value of each metric and then outputs a value for  $QoI_{task}$  and  $QoI_{action}$ .


As mentioned in the step 4b of the chronicle, the robot interacted in the wild with dozens of usual customers (Fig. 8.21), executing around 350 direction-giving tasks. This allowed us to improve the performance of the direction-giving task, to gather standard durations of the subtasks executions and to draw lessons about metric definitions and choices (*e.g.*, we realized it was not relevant to measure the human visual attention towards the robot when it was giving the route explanation as humans look around at this moment). Unfortunately, the practical conditions of the project deployments did not offer us the possibility to evaluate the QoI Evaluator based on a study in the mall with real customers. So, we demonstrated – after improvements of the metrics equations such as the Distance-to-Goal one, and manual tuning of their parameters based on the experience in the mall – our finalized concept through tests in our lab (step 6). This is shown in Sect. 8.8.3 where we present and discuss, a comparison of the QoI computed by the robot when it is dealing with an “ideal” human, a “confused” human and a “non-compliant” human




(a) A customer listening to Pepper after re-positioning



(b) A customer listening and Pepper pointing to a corridor



(c) A customer answering to Pepper



(d) A customer listening and Pepper pointing to a shop

Figure 8.21 – MuMMER robot engaged in direction-giving tasks. Around 350 trials with customers in the mall allowed us to gather empirical data to select the metrics and tune the measuring functions parameters.

during a direction-giving task, performed in the lab. Before that, we present in Sect. 8.8.1 and Sect. 8.8.2 how the QoI is evaluated at both task and action levels for the direction-giving task.

### 8.8.1 QoI Evaluation at the task level

In the context of the direction-giving task, we have selected two metrics to evaluate the QoI at the task level: a metric defined in the Sect. 7.4, the *Deviation from standard duration* (Equation 7.6) and, the aggregation over time of the actions QoI. Following the process of Fig. 7.2, we measure the QoI of the  $\text{Task}_i = \text{direction-giving\_task}$ , based on the QoI of all task actions and  $\text{Task metric}_1 = \text{Deviation from standard duration}$ .

The *Deviation from standard duration* is used to measure the QoI at the task level as the task is a sequence of subtasks. Indeed, if the subtask lasts longer than expected, the QoI should decrease. Then, as needed for the metric computation we have determined the values of the soft deadlines  $SD_i$  for each subtask  $a_i, i \in [0, 4]$ , using the empirical data we gathered as explained in Section 8.6.3. Specifically, we have computed the average time execution of each subtask, after removing the cases for which the execution of the subtask was annotated as not smooth. These soft deadlines are presented in table 8.8. Finally, we chose  $V_i = 0.5$  for all the subtasks.

Subtasks	soft deadline (s)
Target refinement process	30
Ensuring Correct HR Placement	30
Ensuring target seen	20
Direction explanation and pointing	30
Ensuring Direction Seen	20

Table 8.8 – Soft deadlines  $SD_i$  for each subtask of the direction-giving task

The task QoI is also dependent on the actions QoI values (their computation is described in Sect. 8.8.2). Indeed, the actions QoI should be reflected on the task QoI as, if a majority of the actions have a low QoI, the task QoI cannot remain high. That is why, besides the *Deviation from standard duration*, we take into account the average of the action QoI of the actions already executed or still running.

Then, the task QoI is computed using Equation (7.1) presented in Sect. 7.3. After various trials we have empirically chosen the weights  $W_i$  for each metric  $M_i, i \in [0, 1]$ . The final equation to compute the task QoI is:

$$QoI_{dir-giv\_task}(t) = \frac{\Phi_{dir-giv\_task}(t) + 3 * \overline{QoI}_{actions}}{4}$$

### 8.8.2 QoI Evaluation at the action level

As mentioned earlier, each subtask of the direction-giving task can be decomposed into actions. These actions involve several turn-taking steps, the robot asking complementary information, informing the human or expecting an action or reaction from them. We need to measure the QoI during the execution of each action. To do so, we have chosen one or more metrics for each action.

For each action of the following list, we explain which metrics  $M$  of Table 8.10 we have used and scaling functions of Appendix A and then, how we compute the action QoI. Finally, the ways metrics are aggregated for each action, outputting QoI values, are summarized in Table 8.9.

Action	QoI formula (metric aggregation)
Robot-Human information sharing	$M_{Exp\_SI}(t)$
Human-Robot Q/A process	$\frac{M_{Exp\_SI}(t) + M_{H\_contrib}(t)}{2}$
Ensuring that Human moves aside	$\frac{M_{DtG}(t) + M_{H\_contrib}(t)}{2}$
Human-aware robot navigation	$M_{TtG}(t)$
Ensuring correct human placement for verbal interaction	$M_{H\_contrib}(t)$
Ensuring correct human placement for route explanation	$\frac{M_{DtG}(t) + M_{H\_contrib}(t)}{2}$

Table 8.9 – QoI computation for each action as an aggregation of metrics

- (a) *Robot-Human information sharing*: The robot speaks to the human, shares information such as the route direction and announces the next steps of the plan. The robot expects that they are paying attention to it. Therefore, we use the *Fulfilling robot expectations about social interaction*  $M_{Exp\_SI}$  based on the attention ratio  $Ar$  (Equation 7.2). Two parameters need to be defined for the scaling function, the bounds  $b_1$  and  $b_2$ . As the minimum value for the metric, a ratio, is 0 and the maximum value is 1, then  $b_1 = 0$  and  $b_2 = 1$ . The QoI of the action is computed with this only metric.
- (b) *Human-Robot Q/A process*: The robot asks a question to the human. As for the previous action, the robot expects the human to pay attention to it so we compute the QoI with  $M_{Exp\_SI}$ . It also expects the human to give an appropriate answer. If it does not happen, it will ask the human to repeat, specifying that the answer has not been understood. We have limited the

possible number of attempts to 3. After 3 attempts, the robot ends the task, as it cannot carry on with the task without an answer. So, we use *Human contribution to the goal*  $M_{H\_contrib}$ , the number of times the robot repeats. Because the maximal number of repetitions is 3, we set for the scaling function  $b_1 = 3$  and  $b_2 = 0$ .

The QoI is computed with the two metrics: *Fulfilling robot expectations about social interaction* and *Human contribution to the goal*. The trials showed that the action QoI results were satisfying with the weights  $W_i = 1, i \in [0, 1]$  as applying the Equation (7.1).

- (c) *Ensuring that Human moves aside*: This action is used if, for pointing, the robot decides to place itself in a position which is very close to where the human is currently standing. In this case, the robot asks the human to step aside to the right or left, depending on the human's future position. Then, we want to measure the progress of the human going further from the planned robot position. In order to do this, we use the *Distance-to-Goal*  $M_{DtG}$  (Equation 7.3) with the condition of the  $\Delta DtG$  equation adapted, being if  $path\_length(t) > path\_length(t - 1)$  instead of if  $path\_length(t) < path\_length(t - 1)$ . We scale the metric with  $-s_1$ , the additive inverse of the scaling function and not directly  $s_1$  as the closer to 0  $\Delta DtG$  is, the better it is in terms of goal completion. From trials, we set  $-s_1$  parameters values with  $th = 5$  and  $k = 1.5$ .

If the human does not move or does not go far enough from the robot position, the robot will ask again with a limit of 3 trials (if the robot cannot move, it will carry on the task from their current positions). So, we use  $M_{H\_contrib}$  as for the previous action.

- (d) *Human-aware robot navigation*: The robot has to move from its initial position to its computed one. It navigates while respecting social constraints and its path may change as it adapts according to what the human is doing. At execution time, to measure the robot progress towards its goal, we use the *Time-to-goal*  $M_{TtG}$  (Equation 7.4), with the same scaling function than  $M_{DtG}$ . The QoI of the action is computed with this only metric.
- (e) *Ensuring correct human placement for verbal interaction*: After it has moved, the robot asks the human to come in front of it. If the human is not perceived after a few seconds, the robot will ask again and so on in a maximum of 3 trials. If after these 3 times the human is still not perceived, the robot ends the task.

The QoI of this action is computed with  $M_{H\_contrib}$  – we do not use  $M_{Exp\_SI}$  as the human is not in the field of view when the robot is calling them.

- (f) *Ensuring correct human placement for route explanation*: Once the human is in the robot field of view after the HR motion, they may not be at the right place to properly see what the robot has to point at. In this case, the robot

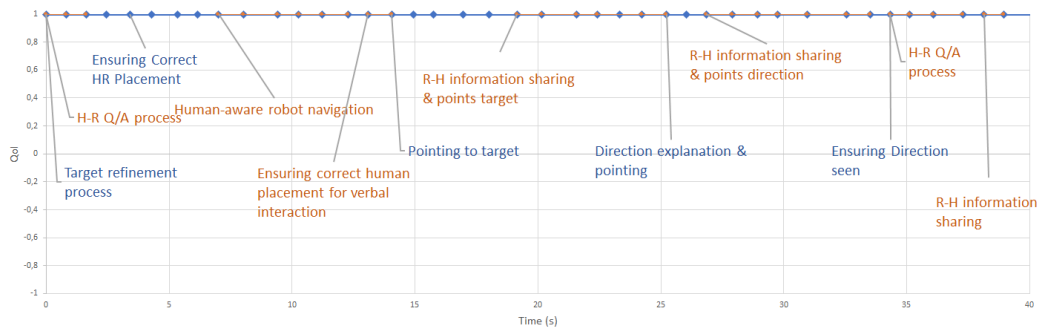
---

will ask the human to move forward or backward according to what it has computed about the human perspective (*e.g.*, this is to avoid that an object occludes the view for the human). Then, we want to measure the human progress towards the position the robot has computed for them. In order to do this, we use the *Distance-to-Goal*  $M_{DtG}$ .

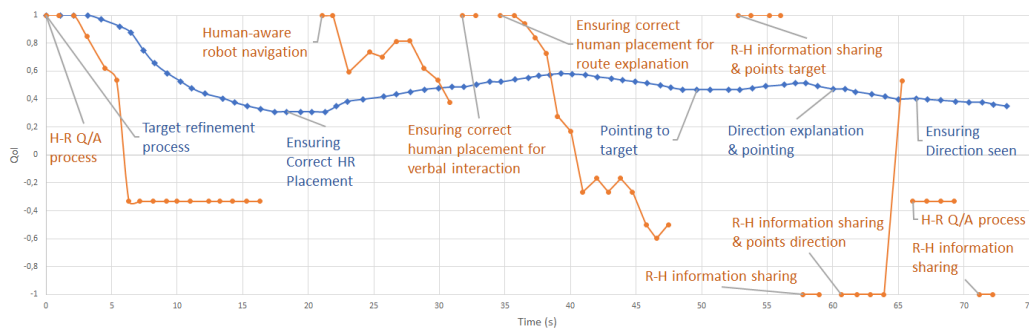
The robot stops giving instructions if it computes that the position of the human allows them to see the target, or after 3 trials, so we use  $M_{H\_contrib}$ . After 3 trials, if the human cannot see the target, still, the robot will carry on the task taking this into account.

Metric id	Metric name	Metric equation – with Equations of Section 7.4	Scaled metric – with functions of Appendix A
$M_{H\_contrib}$	Human contribution to the goal	$nb\_R\_repet$	$n_1(nb\_R\_repet) = 2 * \frac{nb\_R\_repet - 3}{-3} - 1$
$M_{Exp\_SI}$	Fulfilling robot expectations about social interaction	$Ar = \frac{duration_{isAttentiveTo(robot)=true}}{duration_{robot\_speaks}}$	$n_1(Ar) = 2 * Ar - 1$
$M_{DtG}$	Distance-to-Goal	$\begin{cases} \Delta DtG(t=0) = 0 \\ \Delta DtG(t) = \max(0, \Delta DtG(t-1) - 1) \\ \quad \text{if } path\_length(t) < path\_length(t-1) \\ \Delta DtG(t) = \Delta DtG(t-1) + 1, \text{ otherwise.} \end{cases}$	$-s_1(DtG(t)) = -1 + 2 \exp\left(-\ln(2) \left(\frac{DtG(t)}{5}\right)^{1.5}\right)$
$M_{TtG}$	Time-To-Goal	$\Delta TtG(t) = \max(0, e(t) + TtG(t) - TtG(T_0))$	$-s_1(TtG(t)) = -1 + 2 \exp\left(-\ln(2) \left(\frac{TtG(t)}{5}\right)^{1.5}\right)$

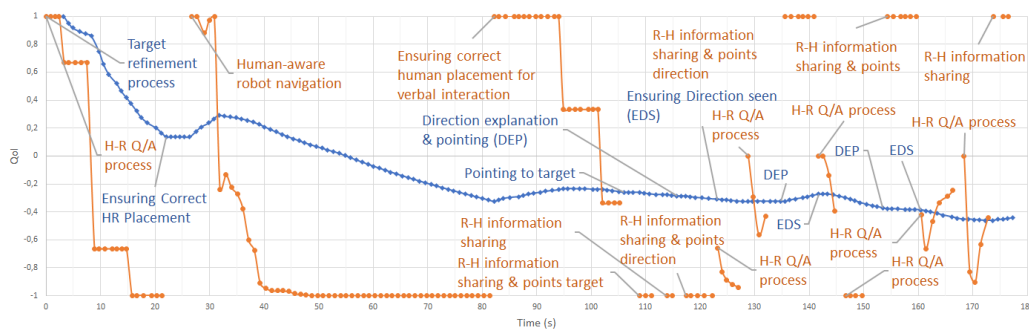
Table 8.10 – Metrics used in the implementation presented in Section 8.8.



(a) Evolution over time of the measured QoI for the 'ideal' human. Both action and task QoI remain at 1 as the task is proceeding smoothly.



(b) Evolution over time of the measured QoI for the "confused" human. They took time to answer the first robot question and to move forward but the task QoI does not drop too much because the robot was able to give the route explanation without any issue even though the human was not very attentive.



(c) Evolution over time of the measured QoI for the non-compliant human. Several times the human did not give the expected answer to the robot during the target refinement process. Then, they blocked the robot path. After that, the robot had to ask twice the human to come in front of it. Finally, the robot repeated the route direction three times but still the human kept saying that they did not understand. Therefore, the task QoI decreases all along the task.

Figure 8.22 – Evolution over time of the measured QoI for the route guidance task with three different human behaviors. The QoI for the task is drawn in blue, and the QoI for the actions is drawn in orange.



### 8.8.3 Proof-of-Concept

This section reports on an effective implementation of the approach as an illustrative proof of concept. We show the ability of the robot to conduct an interactive task, to assess in real-time the QoI and to track its evolution during three direction-giving task executions where the same human displayed a different way of behaving. In the three cases, the task was conducted until its end, in our lab where we had reproduced the mall environment (Fig. 8.6a, Table 8.11). The computed QoI for each way is presented in Fig. 8.22. The three different ways of behaving are described in the following list:

- A human executed perfectly the expected actions and was not disturbing the robot when it navigated (*i.e.*, the “ideal” human from the robot point of view).
- A bit “confused” human tried to contribute to the task success but did not execute everything well. The human was, from time to time, not very attentive, as looking around. Also, they gave an answer to the first question that the robot did not understand, and then they took their time before answering again. Then, they prevented a bit the robot to move as it had planned and once the robot reached its position, they took time to come as close as the robot wanted.
- A human wanted to disturb the robot during the task. They gave three incomprehensible answers to the first question, blocked multiple times the robot in its move, waited for the robot to ask twice to come in front of it and finally asked the robot to point and explain the route three times.

Mall elements	Mockup mall	Real mall
Shops	19	140
Doors, stairs, elevators	10	50
Corridors	11	41
Levels	2	2

Table 8.11 – Number of elements described in the mockup and real malls (geometric, topologic and semantic models in Fig. 8.6).

Now, if we take a look at the QoI outputs of Fig. 8.22, we can see that their three shapes are very different. In Fig. 8.22a, we can observe that the task and actions QoI remain with the highest value 1 all along. A graph as this one allows us to infer that everything went very smoothly during this direction-giving task. Then, we can guess that it corresponds to the execution performed with the ‘ideal’ human.

In Fig. 8.22b, we note that each subtask was executed in respect of the standard duration. If the QoI of *Target refinement process* drops it is because of the action QoI as the QoI of the *H-R Q/A process* drops because the robot had to repeat the

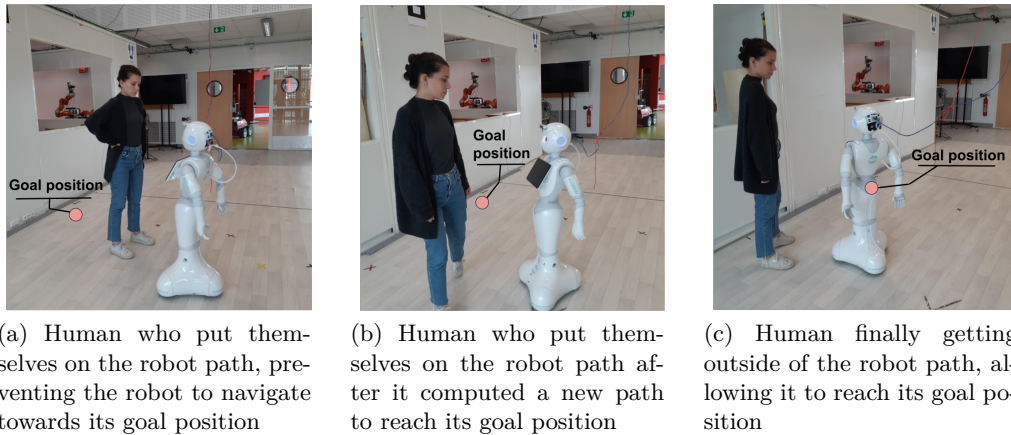


Figure 8.23 – A human disturbing the robot during *Human-aware navigation*, preventing it to reach its goal position as planned.

question and the human was not looking at it. From 21 seconds to 40 seconds, we can see the task QoI getting higher as the QoI of *Human-aware robot navigation*, *Ensuring correct human placement for verbal interaction* and the beginning of *Ensuring correct human placement for route explanation* are quite high. Next, seeing the shape of the computed QoI of the action *Ensuring human placement for route explanation*, we can infer that the human was not moving as the robot wanted. Indeed, they took 10 seconds to make one step forward (they had 1 meter to cross). Because of that, the task QoI started to decrease again. In the final part of the task, the human was time to time attentive to the robot and answered quickly to the last question, so the task QoI remained rather equal with its final value being 0.34 which is above 0 so meaning a correct interaction.

Finally, we can see in Fig. 8.22c that the final QoI of the task is  $-0.44$  which allows us to infer that the task was not executed smoothly. And indeed, when we look at the shape of the task QoI, it only went down (or almost) all along the task. It is explained by some subtasks that took more time than they should have and also by some actions QoI that are very low, especially the one of *Human-aware robot navigation*. At the beginning of the robot navigation, the estimated time to goal returned by the planner was 6 seconds but the robot actually took 50 seconds to reach its goal then the action QoI computed with  $= M_{TtG}(t)$  was  $-1$  for 40 seconds. And indeed, all along its navigation, the human was blocking the robot until they got tired of this game, as visible on Fig. 8.23.

In this example, we showed the QoI evaluation process integrated to a complete robotic architecture. The robot was able to assess the QoI in real-time while interacting with a human.

#### 8.8.4 Discussion on the results of the QoI Evaluator

While a number of evaluation methods has been proposed to evaluate a human-robot interaction from the human perspective and often for analysis after performance, our choice to let the robot evaluate, on its own and in real-time the quality of its interaction with a human is quite new and original. To endow the robot with such an ability, we designed, implemented and tested a number of metrics and a method to aggregate them.

The work of Steinfeld et al. (2006) was very helpful to design a first set of metrics and as an inspiration about what could be used. From there, we have elaborated and proposed a set of metrics which are meant to estimate of the quality of an ongoing interaction and not once it is over. The work of Hoffman (2019) regarding the *fluency* definition and how to measure it was also inspiring. In a way, we extended his work by giving a meaning to the fluency measurement on the robot side, and in real-time – while their work applies to offline evaluation of shared workspace tasks. In Sect. 7.2, we mentioned systems measuring human affective states in real-time such as the framework developed by Tanevska et al. (2017). Although we think such metric could be an interesting additional information to assess if an interaction is going well, we believe that these measurements do not offer an accuracy that would lead to objective measurement of the quality of interaction, thus, we did not introduce them in our set for now. However, this could be done since our framework is designed to be open to new metrics. As for contributions, like the one proposed by Anzalone et al. (2015), based on metrics such as gaze, head pose, body pose and response times to measure real-time engagement, we took them into account to some extent. However, the measure of the engagement that we propose should be refined depending on the inputs available on-line to the robot. Moreover, we will investigate how their work could be used in a more general way (*e.g.*, depending on the action that should be done and its context, human head pose and body posture could be a good indicator of effectiveness and not only engagement).

Our intention, when we developed the idea of the Quality of Interaction Evaluation, was to use such computation to feed the decision-making process of the robot and this is what we intend to do in the future. However, such framework can also be used to compare interactions between different humans and/or robots, eventually as a benchmark similarly to the work of Sanchez-Matilla et al. (2020) or as a way for developers to detect repetitive interaction issues with an unsupervised robot in a real-world environment.

As a proof-of-concept, we implemented and deployed a first version of a QoI Evaluator assessing task and actions QoI. We tested it on an interactive robot dedicated to providing route guidance to customers in a large mall. The approach gave satisfactory results. It showed the potential ability of a robot to detect momentary decreases of the Quality of Interaction and also more serious degradation of it which may need drastic change of behavior for the robot. This is only a first step and it should be validated with a study where we will ask humans to evaluate the quality of their interaction with the robot in a similar manner. The goal will be to

analyze and compare this to the evaluation of the interaction quality estimated by our robot, and based on that, investigate potential improvements.

Finally, we do not claim to have a perfect measure of the Quality of Interaction. However, although the concept of Quality of Interaction is quite abstract, Movellan et al. (2007) showed that when it is measured by human observers, the inter-observer reliability of the concept is quite high. Therefore, we believe we can endow the robot with an effective and pertinent ability aiming at measuring the quality of an interaction. We are aware that the set of metrics we proposed to do so is not exhaustive but the framework is designed to be easily extended with new metrics.

## 8.9 Conclusion

In this chapter, we presented a direction-giving task performed by the Pepper robot. It is not often that an autonomous robot is deployed in a mall for three months. It was a very enriching experience with three contributions: a robotic architecture dedicated to direction giving, a user study and a proof-of-concept for the QoI Evaluator.

We elaborated a software architecture embedded in a Pepper robot to provide directions to customers in a mall. It is a form of guiding where the robot does not accompany the persons to their final destination but describes and indicates the route to take while pointing. The robot is able to take into account the perspective of the person it interacts with, leading her, if necessary, to a re-positioning of both agents so that the human can see, or see better, the passage. Thus, they can have a concrete idea about the route they are supposed to follow to reach their destination.

To do so, our approach was largely inspired by joint action concepts and guidelines. We performed a human-human study where a human guide gave directions to a customer and analyzed it, through the filter of joint action theory, to draw concepts and ideas directing the design of our robotic system.

This approach allowed us to create a robotic architecture and to develop and integrate a set of components, each of them having a specific role to play in the direction-giving task. They rely upon two representations of the mall. The Semantic Representation is an ontology representing which merchandises are sold in which shop along with the topology of the whole mall. It allows the system to compute the route by taking into account the interacting human's perspective during their future displacement. Then, the Geometric representation is a 3D model of the surrounding areas of the robot. It is used to find places where the robot can point at the first element of the route while ensuring that the human can see the object of the pointing. All of the components are orchestrated through the Supervisor integrating joint action by taking into account human perspectives in different ways (*i.e.*, the human orientation along the route (what is on is left/right) and the landmark visibilities) and managing the collaborative execution of shared goals and their associated shared plan, based on an estimation of the human knowledge, and verbal and non-verbal communication.

The robot could perform efficiently the guiding task repeatedly and in autonomy as it has been deployed in a real-world environment for three months. This valuable experience also allowed us to detect and fix bugs we would not have detected and to adjust the guiding task algorithm according to the users' oral feedbacks during deployments.

Even though we had carefully designed the task with the help of psychologists, it was not enough as the user study showed that the robot moving to improve the shared perspective was not preferred to the robot only pointing. It is a good lesson showing that iterative design is important. However, it is not always easy to be in the conditions to extensively test the system in a real-world environment. Indeed, the robot version used during the three-months deployment was without the navigation. Though, we probably missed some debugging opportunities such as realizing that the robot was spinning so much.

# The Director Task: a Psychology-Inspired Task to Assess Cognitive and Interactive Robot Architectures

---

## Contents

---

<b>9.1</b>	<b>Introduction</b>	<b>200</b>
<b>9.2</b>	<b>The Director Task: From psychology to Human-Robot Interaction</b>	<b>202</b>
9.2.1	The original task	202
9.2.2	The Director Task setup	203
9.2.3	The Director Task adaptation for HRI	205
9.2.4	A task to demonstrate the abilities of a robotic system	206
<b>9.3</b>	<b>The cognitive robot architecture</b>	<b>207</b>
9.3.1	Storing and reasoning on symbolic statements	207
9.3.2	Assessing the world: from geometry to symbolism	208
9.3.3	Planning with symbolic facts	210
9.3.4	Managing the interaction	211
<b>9.4</b>	<b>Demonstration of the task nominal case</b>	<b>212</b>
9.4.1	PR2 as the director	213
9.4.2	PR2 as the receiver	216
<b>9.5</b>	<b>Open challenges for the community</b>	<b>217</b>
9.5.1	Some challenges to take up	217
9.5.2	Some Director Task-based user studies to perform	219
<b>9.6</b>	<b>Conclusion</b>	<b>219</b>

---

In this chapter, we propose a new psychology-inspired task, gathering perspective-taking, planning, knowledge representation with theory of mind, manipulation, and communication. Along with a precise description of the task allowing its replication, we present a cognitive robot architecture able to perform it in its nominal cases. In addition, we suggest some challenges and evaluations for

the Human-Robot Interaction research community, all derived from this easy-to-replicate task.

The contribution presented in this chapter is excerpted from our work, published in the proceedings of the RO-MAN 2021 conference (Sarhou et al., 2021b). This contribution has been achieved in collaboration with other PhD students of the HRI teams, our mutual thinking leading to the formulation of this new task for HRI. Then, more specifically in relation to the software implementation, Guilhem Buisan was concerned about the task planning part. Guillaume Sarhou worked on the knowledge management. Kathleen Belhassein has designed the presented task with us giving her psychologist point of view to create a task on which user studies could be performed. The engineer Yannick Riou worked on the motion planning component allowing us to develop a task where the robot acts on its environment. My involvement in this task was on the supervision component. It was an evolved version of the one which ran for the direction-giving task presented in the previous chapter, *i.e.*, the JAHRVIS as described in Chapters 5 and 6. It has also been the opportunity to refine the architecture developed for the MuMMER project, leading to the one presented in this chapter.

## 9.1 Introduction

Developing robotic architectures adapted to Human-Robot Interaction and thus able to carry out interactions in an acceptable way is still today a real challenge. The complexity comes, among other things, from the number of capabilities that the robot must be endowed with and therefore from the number of software components which must be integrated in a consistent manner. Such architectures should provide the robot with the capability to perceive its environment and its partners, to merge and interpret this perceptual information, to communicate about it, to plan tasks with its partner, to estimate the others' perspective and mental state, etc. Once developed, the evaluation of these architectures can be difficult because all these components grouped into a single system. The tasks we usually want the robot to handle must highlight a maximum of abilities, while still being simple enough to be reproduced by the community. Moreover, we should be able to conduct user studies with it to validate choices regarding naive users.

Since a long-term goal of the robotic field is to see robots evolving in our daily life, many tasks and scenarios have been inspired by everyday activities. Even if these tasks offer a large variety of situation to be handle, since the human partner is not limited in his actions, they have the disadvantage of not highlighting some subtle abilities which are nevertheless necessary for good interaction. The robot guide task in mall (Satake et al., 2015b), museum, or airport, requires high communication skills to understand free queries (possibly involving chatting) and respond to them, whether to indicate a direction or to give advice. However, the perception needs can be limited due to the vast environments, as well as the perspective-taking

needs due to the same perception of the environment by the robot and the human<sup>1</sup>. Finally, with such a task the human partner is not an actor of the task and just has to listen to the robot once their question is asked. Even if being in more constrained environments, bartender-like tasks (Petrick et al., 2012) have the same disadvantages. Indeed, the human is considered as a customer, and as such, the interaction with the robot is limited. The robot will never ask the human to help it for performing a task and their actions do not require coordination either full collaboration.

To involve the human partner in the task and requiring him to act with the robot, assembly-like tasks (Tellex et al., 2014) can be used. Nevertheless, in most cases, the human acts as an assistant rather than as a partner as full collaboration can be challenging to perform. The robot thus elaborates a plan and performs the assemble, then asks for help when detecting errors during the execution (*e.g.*, when it cannot reach some pieces). Here the task leads to unidirectional communication. Moreover, because in such a task both the robot and the human have equivalent knowledge about the environment, it can be hard to design situations where belief divergence appears and thus perspective-taking would be required.

Scaling down an everyday task to transform it into a toy task around a table can reduce the task complexity and allows easy reproducibility. Moreover, it allows the robot and the human to work in the vicinity of each other, with smaller robots for example. With the toy version of the assembly task presented in (Brawer et al., 2018), the human is more involved in the task. They ask the robot to take pieces and to hold them to help them assemble a chair. Even if the communication is unidirectional, we could imagine inverting the roles to test different abilities. Moreover, communication implies objects referring with the use of various visual features about the entities. Even if both agents have the same knowledge about the environment, the communication is grounded according to the current state of the world. In this task, no decision has to be made by the robot but once again, inverting the roles could open other challenges.

In this chapter, we first propose a new psychology-inspired task that we think to be challenging for the Human-Robot Interaction community and rich enough to be extended: the Director Task. Inter alia, it requires perspective-taking, planning, knowledge representation with theory of mind, manipulation, communication, and decision-making. Then, we present the robotic cognitive architecture that we develop to perform the task in its nominal cases. Finally, on the basis of the presented task and what has been developed, we present a discussion about the possible future challenges and evaluations for the research community, with possible extensions of the task.

---

<sup>1</sup>For sure we can find some tricky cases where it could help but they do not reflect common situations.



## 9.2 The Director Task: From psychology to Human-Robot Interaction

In this section, we present the origins of the Director Task and the needs it aims to respond to regarding other tasks from the psychology. Then, we detail the setup we have designed in terms of objects characteristics and organization in the environment. We end this section with our adaptation and the required abilities we have identified.

### 9.2.1 The original task

The Director Task has been mainly used in psychology as a test of the Theory of Mind (ToM) usage in referential communication (see Section 1.2). This task originates from a referential communication game from Krauss and Glucksberg (1977). In this game, two participants are one in front of the other with an opaque panel between them. A speaker has to describe odd designs to a listener, either to number them for the adults or create a stack of cubes for the children. To refer to the odd figures, participants have to use images (*e.g.*, “it looks like a plane”).

This game was then adapted by (Keysar et al., 2000) and became the Director Task. It has been used to study the influence of mutual knowledge in language comprehension. In this task, two people are placed one in front of the other but instead of an opaque panel between them, they place a vertical grid composed of different cells and objects in some of them. The **director**, a participant or in most cases an accomplice, instructs the **receiver**, a participant, about objects to move in the grid. The receiver thus follows the director’s instructions about objects to move. The particularity of the task is that some cells are hidden from the director, meaning that the receiver, being on the other side of this grid, does not have the same perspective as the director. They thus know the content of more cells than the director and consequently sees more objects. When the director instructs the receiver to move an object, for a successful performance, participants must take the perspective of the director to move the right one. Because the configuration evolves all along with the task, they have to update their estimated perspective all along with the interaction.

For example in Figure 9.1, if the director asks for the smallest apple (\*), the proper smallest (called competitor) is only visible by the participant and not by the director. The participant then must understand the director’s perspective to take the target apple and not the competitor one. Some studies showed that for their first attempt, participants considered or took the smallest apple from their own point of view and only after, the target one. These results were interpreted in various work as the participants understanding language in an egocentric way (Keysar, 1994; Keysar et al., 1998; Keysar and Barr, 2002; Keysar et al., 2003). Some social cognition studies used a computer-version of the Director Task whose results are consistent with the ones mentioned previously, namely that participants do not use ToM inferences in language interpretation (Dumontheil et al., 2010).

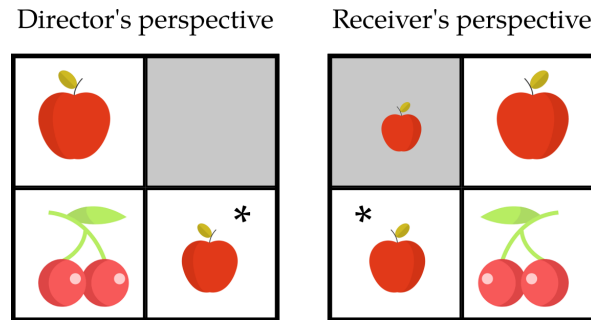


Figure 9.1 – Sample display from the director’s and the receiver’s perspectives. The asterisk indicates the target object. Giving the sentence “the smallest apple” the receiver should find the good one even if he can see a smallest one in its perspective.

Santiesteban et al. (2012) considered in their study that perspective-taking abilities were measured by the Director Task whereas ToM usage was investigated through another task called “strange stories” (Happé, 1994). However, this ToM task requires the attribution of mental states to a story protagonist (to have knowledge of others’ mental states), whereas the Director Task asks for adopting the perspective of the director in order to follow their instructions (to use this knowledge in order to execute the task properly). Thus, the authors estimated that the Director Task requires a higher degree of self-other distinction by continuously isolating our own perspective from the director one. In addition to perspective-taking abilities, the Director Task makes use of executive functions (Rubio-Fernández, 2017) and attentional resources (Lin et al., 2010).

The Director Task has thus been particularly used in psychology studies of referential communication, language comprehension, and perspective-taking abilities. However, to date it has never been exploited in the context of HRI although this task presents interesting challenges for this field. It would not only bring technical challenges but also provide a way to investigate the different cognitive and behavioral processes involved in such a cooperative Human-Robot task.

### 9.2.2 The Director Task setup

The material used in this task has been chosen to be easily acquired and can be hand-built. It is composed of blocks, compartments, and a storage area. Each element is equipped with AR-tags allowing the robot to perceive them without advanced perception algorithms.

As shown in Figure 9.2, the blocks have a primary color covering them all. On two opposite faces, additional visual features are drawn. The top part of these faces is dedicated to the robot’s perception with unique AR-tag on each face<sup>2</sup>. The bottom part is the same on both faces and is dedicated to the human perception with a main color, a border, and a geometric figure. Every visual feature (the colors

<sup>2</sup>because the tags are different on each side, the director can not refer to them as the receiver does not see the same ones

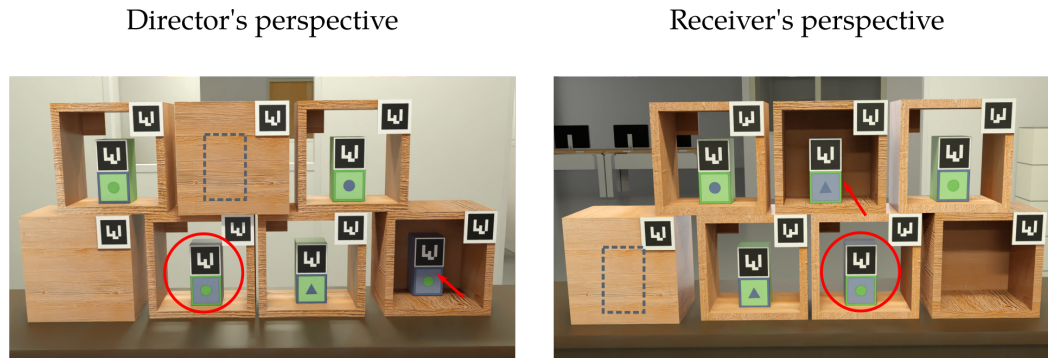


Figure 9.2 – A director task setup adapted to the HRI with the director’s and receiver’s perspectives. For the material, each element (blocks and compartment) is equipped with AR-tags allowing their detection by the robot. Each block has four visual characteristics: a main color, a border color, a geometric figure, and a figure color. Compartments can be hidden for the director or the receiver. For the director to designate the block marked with a red circle, estimating the receiver’s perspective, he can refer to it by its main color (blue) because he estimates the other blue block is not visible by the receiver. For the receiver, by taking into account the director’s perspective, he can understand the referred block as he estimates the other blue block to not be visible by the director.

and the forms) has exactly two variants. The colors are either blue or green and the figures are either a triangle or a circle. The figures and colors have been chosen in such a way to allow the emergence of “coded words” between the participant to identify a block. With a bit of imagination, some could refer to the left-most block through the sentence “the mountain in the sea” or the second leftmost by “the puddle”. The number of features has been chosen to have sixteen block variants from which we remove the four uni-color variants (all the elements having the same color) to avoid too easy description of the kind “the fully green block”. Regarding their description complexity, while the main color is directly related to a block, the other colors are respectively related to the border and the figure. This means that for two blocks whose only difference is the color of one of these elements, the said element has to be referred to by its color. A description of a block involving all its features would be “the [color] block with the [color] border and the [color] [figure]”. Such complete descriptions are hard for the human to process. In this way we expect the participants to minimize the complexity of their communication by referring to the blocks only using the features distinguishing them from other blocks.

Three types of compartment exist. Some are open on two of their opposite sides allowing both the receiver and director to see the content and to manipulate it. Some are open only on one of their sides meaning that only one of the participants can see and take what is inside. The other participant can thus neither know if a block is inside or not. The last compartment type has an open side and the opposite one equipped with a wire mesh. Because of the side with the wire mesh,

## 9.2. The Director Task: From psychology to Human-Robot Interaction 205

both participants can see what is inside but only one of them can take it. With these three types, we will be able to test the impact of the awareness of the blocks (*e.g.*, a block is known to be present but not necessarily visible), the visibility of the blocks, and their reachability (*e.g.*, a block can be visible but not reachable).

Finally, one storage area, corresponding to the place where the receiver has to store the blocks, is delimited by a rectangle on a shelf.



Figure 9.3 – The Director Task setup with the robot and the human partner one in front of the other and a piece of furniture between them. Compartments are placed on top of the furniture and blocks are placed in the compartments. Next to the agent having the receiver role, here the human, a storage area is placed to drop the removed blocks.

Regarding the disposition, the compartments are stacked on a piece of furniture to create a kind of grid. The blocks can be put in a compartment. As illustrated in Figure 9.3, the two agents are placed one in front of the other with the furniture and thus the compartments between them. Finally, one storage area, corresponding to the place where the receiver has to store the blocks, is delimited by a rectangle on a shelf next to the receiver. In the figure, the human would be the receiver since he has the storage area on his right.

### 9.2.3 The Director Task adaptation for HRI

In this section, we present the DT-HRI, the Director Task as we designed it for HRI, keeping the principle of two participants with a vertical grid between them. The high-level goal of the task is known by both agents: to put a set of blocks away. The precise goal is given by the experimenter to the director, either the robot or the human, *i.e.*, the set of blocks that the receiver should remove from the compartments (see Figure 9.2).

As mentioned in the previous section, the Director Task characteristics bring a number of interesting challenges for a collaborative robot to solve. Because this is a task with two roles, one of the first challenges is to build a robotic architecture

that gives the robot the ability to play both roles. Then, each role brings some problems to solve from a robotic point of view.

In the original task, the director knows they have a subset of the receiver's perspective, they can consider all the objects when communicating. Thus, only the receiver has to reason about the other's perspective, taking into account that some objects are not visible by the director. In order to enrich the task for HRI application, we propose to also have compartments hidden from the receiver and visible by the director (see Figure 9.2). Therefore, both roles have to perform perspective-taking, whether to give instructions or to understand them. On one hand, this challenging task allows to demonstrate the abilities of a robotic system. On the other hand, it is an easily reproducible scenario to perform user studies on human-robot interactions in a controlled environment.

To be able to study more specifically some skills, such as verbal communication, perspective-taking and adaptation, we defined a set of rules for both the robot and the participant. First, to focus the task on verbal communication, the agents are **not allowed to point** to objects, either with their hand or gaze. Then, to strengthen the perspective-taking aspect and not fall into a simple referential communication task, participants are **not allowed to use geometrical relations** in the verbal communications. They cannot, for example, say “the leftmost block” or “the block to the right of the green one”. In this way they are limited to few visual features, with high ambiguity, therefore requiring taking into account the other perspective. Finally, to enable an evolution of the situation over time and thus requiring a constant adaptation during the interaction, the objects are not moved from one compartment to another but removed from the compartments. The **order of the instructions is free**, enabling the director to elaborate a strategy if needed.

#### 9.2.4 A task to demonstrate the abilities of a robotic system

More than being an easily reproducible scenario to perform user studies on human-robot interactions in a controlled environment, the Director Task allows to demonstrate abilities of a robotic system. We detail here some abilities for which the task has been designed for.

**Perspective-taking abilities** When working on the ToM in the HRI context, the Sally-Anne test has been used multiple times and allowed to demonstrate some systems (Milliez et al., 2014). But, one of the benefits of the Director Task compared to the Sally-Anne test is that the agents (human or robot/director and receiver) have not only to infer knowledge using the other's point of view but also to act so it is possible to acknowledge that they use it in decision-making.

**Communication abilities** Moreover, the task requires to put a focus on communications which is widely studied in HRI. Indeed, the communication about an object can be more or less efficient, depending on the number of characteristics given about the object or the pertinence of these characteristics (*e.g.*, in Figure 9.1,

the director does not need to add “red” to “take the small apple” as there is no apple of a different color). The robot needs to be able to give proper instructions but also to understand the human ones.

**Planning abilities** When a large number of blocks has to be taken in the task goal, it quickly becomes complicated to communicate about some of them as the director would have to add a lot of adjectives to be able to refer to one block. Therefore when the robot is the director, it becomes interesting to integrate the communication and the task planning together. Indeed, depending on the order in which the blocks are designated, the complexity of instructions can decrease or increase. Then, the planner can return an optimal order in which the robot has to give the instructions to the human.

**Contingencies handling abilities** While performing the Director Task, errors can happen. Either because the director gives a wrong instruction or the receiver misunderstands the instruction and takes the wrong block. In both cases, it can be because of a wrong consideration of the other agent’s perspective. In the latter case, the instruction might be right but hard to interpret by the receiver leading to an error from them. Finally, errors can happen because of a failed action execution (*e.g.*, a block falls on the floor), a system failure for the robot, inattention from the human, etc. A robot with a robust decision-making system will be able to analyze, try to determine their origin, and handle a number of these contingencies. For example, if the human takes the wrong block, the robot can react in different ways, *e.g.*, asking the human to put it back or saying nothing and re-planning if this block was among the ones to take. If errors happen repeatedly, the robot can react differently than for a punctual error.

## 9.3 The cognitive robot architecture

In this section, we present the architecture developed to handle the Director Task in its nominal case but also to allow for future extensions, endowing the robot with the abilities described in section 9.2.4. The architecture is basically the one presented in Section 3.2. The seven identified modules are represented in Figure 9.4 with their respective communication links. In the rest of the section, we detail each module and how we have refined them in terms of functionality and linking.

### 9.3.1 Storing and reasoning on symbolic statements

As seen in the previous chapters, knowledge allows the robot to understand the environment it evolves in. Moreover, this same knowledge makes the robot able to communicate with its human partner about the current state of the world and ground the partner’s utterance regarding this same world state.

Some have chosen to propagate their knowledge all along their architecture (Hawes et al., 2007), each component enriching this knowledge at each stage.

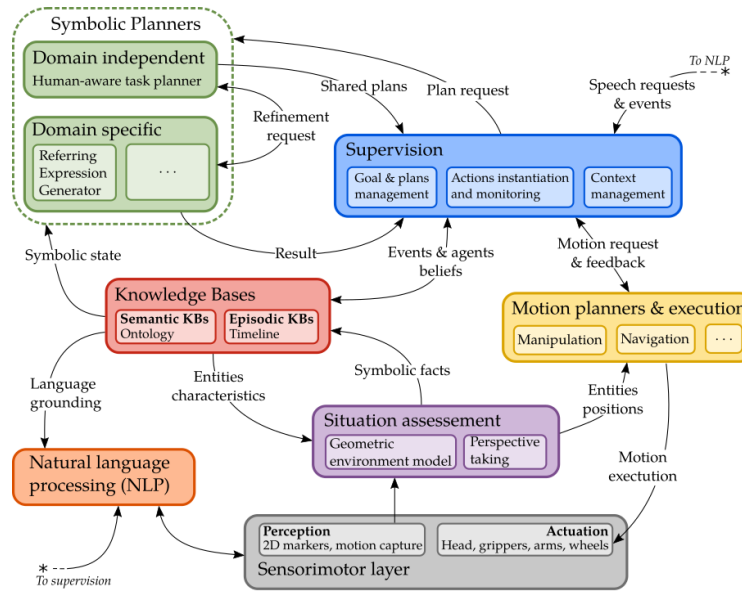


Figure 9.4 – An overview of the architecture developed to handle the Director Task. Each block does not necessarily represent one software component but rather an architectural module (in terms of the features it implements). The arrows represent the type of information exchanged between the modules.

Others have preferred to see their knowledge base as an active server activating perception process regarding the searched information when needed (Beetz et al., 2018).

As the architecture on which we based ours, we chose a central, server-based, knowledge base. We however refined it into two distinct sub-modules, the semantic knowledge base and the episodic one, as presented in Chapter 6, managed by Ontologenus.

### 9.3.2 Assessing the world: from geometry to symbolism

The role of the geometrical Situation Assessment module is first to gather different perceptual information and build an internal geometric representation of the world. From this world representation, the module then runs reasoners to interpret it in terms of symbolic statements between the objects themselves and between the involved agents and the objects. Doing so, the module only builds the robot's representation that does not necessarily reflect what the human partner believes about the world. This is the case with the occluded compartments. If a block is present in a compartment occluded from the human perspective, this block is not visible and thus unknown to the human and should not exist in their representation of the world. Here is the second role of our Situation Assessment module, estimating the human's perspective and building an estimation of their world representation. It is the first step allowing to implement the ToM principles (see Section 1.2).

To implement this module, we have chosen the Underworld framework (Lemaignan et al., 2018). It has the advantage to not be monolithic. Its principle is to create a set of worlds, each working at a different granularity and integrating specific features. It allows easy reuse of existing modules and makes the core reasoning capabilities independent of the used perception modalities. The worlds' structure we use is represented in Figure 9.5. At the top, there are the perception modalities, here AR-tags (Fiala, 2005) for the objects and motion capture (mocap) system for the human detection. For each perception system, we define a world. In these worlds, we can filter the perception data depending on the system used. For the mocap, the data is clean enough. For the AR-tags we apply first a motion filter to discard data acquired when the robot moves and a field of view (FOV) filter to discard data from the border of the camera because of distortions. Moreover, both perception worlds can use the knowledge base presented previously to get the entities' CAD models and unique identifiers (UIDs) shared across all the components of the architecture. When the AR-tags world receives an AR id, it can query the semantic knowledge base to get the UID related to this tag and get its CAD model. As the output of these worlds, we ensure to have clean data with UID related to the knowledge base.

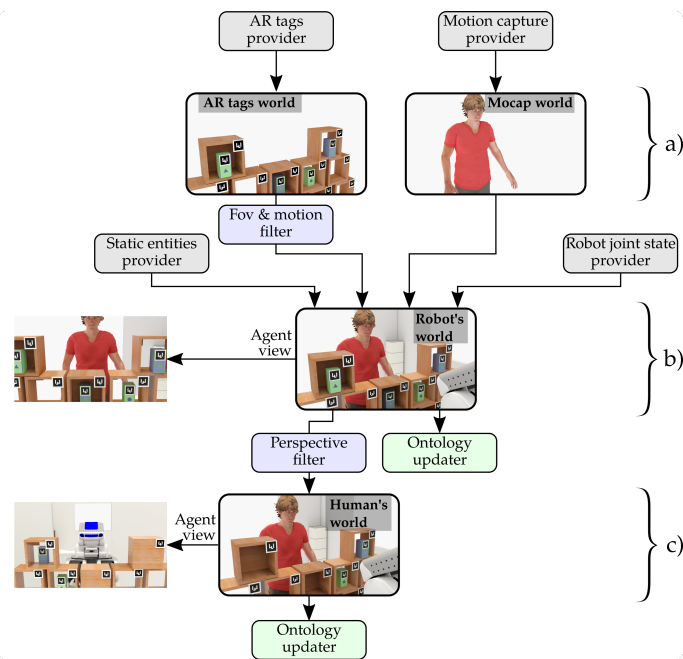


Figure 9.5 – The world cascading structure of the geometrical situation assessment system. The two worlds at the top are built from the perception systems and filtered. The world of the middle merges the different perception information and computes symbolic facts on it. The world at the bottom is the estimation of the human world representation and is computed based on perspective-taking in the robot's world. Like for the world of the middle, symbolic facts are computed and sent to the semantic knowledge base.



The world of the middle in Figure 9.5 is the robot’s world representation. Information from the perception worlds is merged along with the static elements (the building walls) and the robot model. From there, geometric reasoners are applied to extract symbolic facts. In the current version of the system, the computed facts are *isOnTopOf*, for an object put on top of another, *isInside*, for a block in a compartment, *isVisibleBy*, assessing if an agent could see the object or not, and *isReachableBy*, assessing if an object can be taken by an agent. All these facts are sent to the robot’s semantic knowledge base, where reasoners will deduce further facts. For example, if a block is in a compartment, the compartment has the block inside (inverse property), and if this compartment is on top of the table, the block inside is also above the table (chain axiom).

While the previous world corresponds to the robot’s representation, the one below aims at representing the partner’s one. From the previous world, we compute a segmentation image from the human point of view and use it as a filtered perception world. This allows us to instantiate the same kind of world management process we used for the robot but this time for the human. In this way, we emulate their perception capability and the geometric reasoners can be run in the same way as previously. Symbolic facts are thus computed and sent to the human’s semantic knowledge base. In the world of the bottom on Figure 9.5, we can see that the two blocks in the occluded compartments are not present in the human world. Here we make explicit the difference between an object that is unknown and an object that is known but not visible.

### 9.3.3 Planning with symbolic facts

The symbolic planners are divided into two categories: the domain-independent, planning high-level tasks, and the domain-dependent, specialized in solving precise problems. We first introduce the domain-specific ones and the domain-independent in a second time.

#### 9.3.3.1 Solving precise problems

Building a single monolithic planner could be an intractable challenge. Thus, we chose to consider a set of dedicated planners which could be reused from one system to another. In the current version of the system, only one specific planner has been identified. This planner is a Referring Expression Generator (REG) solver. Regarding the current symbolic state of the world, it aims at finding the minimal set of relations to communicate and allows the listener to identify a given entity. For example, wanting to refer to a block being the only one with a green triangle on it among the other, this planner can find that the only relations to communicate are the block’s figure and the figure’s color. With this information, the listener should be able to identify the referred block without ambiguity.

This planner is presented in (Buisan et al., 2020) which is based on a Uniform Cost Search algorithm and which is to the date the most efficient one in term of

computation time. It works with an ontology, being the semantic knowledge base presented previously. Because the communication information it generates will be interpreted by the robot's partner, we chose to give the estimated human knowledge base as input to the planner. Thanks to this, the blocks unknown from the human — i.e., hidden from them — are not taken into account as they cannot lead to any ambiguity for the listener. Moreover, this planner can take some constraints as input, related to the property usability and the context of the communication. The usable properties constraint prevents some properties to be used in a referring expression. Indeed, the input ontology is not dedicated to the specific referring expression generation problem and contains additional knowledge used by other modules as the objects' CAD models or tag UIDs, that does not aim to be communicated. The communication context aims at representing relations assumed to be already known by the listener. For the Director Task, when the robot asks the human to take a block, it assumes they know it is only talking about objects above the table around which the robot and the human are interacting. The already stored blocks — not on the table anymore — are thus not taken into account in the communication. If needed the communication context can be refined, for example by defining that the robot — and thus should the human as well — will only consider visible blocks and reachable blocks.

### 9.3.3.2 Planning for self and others

In the context of a Human-Robot interaction, when planning how to perform a high-level task, one has to take into account the human's contribution. Our current task planner is HATP/EHDA mentioned in Section 6.4. This planner allows the robot to plan by emulating the human decision, action, and reaction processes. For the Director Task, emulating the human reaction to a given instruction enables the comparison between multiple blocks order, the communication of higher-level instructions to the human (*e.g.*, ask to withdraw rather than take then put down) and the balance between multiple communication modalities.

As at execution time the supervision uses the REG, a domain-specific planner, and because the task planner uses the same type of knowledge representation, thus HATP/EHDA can use this planner during its planning process. In the current architecture, it can thus estimate the cost and the feasibility of referring communication by calling the REG.

### 9.3.4 Managing the interaction

Based on the components presented above, JAHRVIS manages the execution of Director Tasks, based on its processes presented in Chapters 5 and 6.

## 9.4 Demonstration of the task nominal case

In this section, we present the Director Task performed by a human and a robot, in a laboratory setting. Each agent takes both roles. The video of this demonstration is available at: <https://www.youtube.com/watch?v=jtSyZeqBkp0>. It runs with the supervision system presented in Chapters 4 and 5, JAHRVIS, excluding the Human Actions Recognition that was not developed at the time of the video yet. Therefore, the actions executed by the human are manually fed to JAHRVIS by an operator external to the task.



Figure 9.6 – Initial set-up of our Director Task demonstration from the robot perspective. One block is hidden from the human and one is hidden from the robot.

The initial set-up of our Director Task demonstration is presented in Figure 9.6, from the robot perspective. There are six blocks, one hidden from the human and another one hidden from the robot. As explained in Section 9.2.2, they can be distinguished by their color, their border color and their geometric figure which can be a triangle or a circle and which has a color as well. From the left to the right and from the top to the bottom their complete descriptions are:

- The green block with a green border and a blue triangle (only visible by the robot)
- The blue block with a blue border and a green circle
- The blue block with a blue border and a green triangle
- The green block with a green border and a blue circle
- The blue block with a green border and a blue triangle
- The green block with a blue border and a green circle (only visible by the human)

### 9.4.1 PR2 as the director

The goal of the task, *i.e.*, the list of blocks the robot should ask the human to remove, was written in JAHRVIS beforehand. The expected world state at the end of the Director Task was:

- The blue block with a blue border and a green circle is in the green storage box
- The green block with a green border and a blue circle is in the green storage box
- The blue block with a green border and a blue triangle is in the green storage box

At the beginning of the task execution, this goal was sent to the planner which output a plan with the order in which the robot should ask the human to remove them. Indeed, HATP/EHDA computed this plan based on the Referring Expression Generator (REG) solver, trying to minimize the communication cost. Thus, the computed block order was:

1. The green block with a green border and a blue circle
2. The blue block with a blue border and a green circle
3. The blue block with a green border and a blue triangle

For each time the robot has to ask the human to take a block to put it on the storage box, JAHRVIS relies on the REG solver to find the best way, *i.e.*, the less costly way, to communicate about this block (and the box) in an unambiguous manner, taking the human perspective into account (see Figure 9.7). The algorithm was presented in Section 6.6.1.




Figure 9.7 – Visualization of the human’s estimated geometric world from a third-person view, computed by the Situation Assessment. Thus, the green cube with a blue triangle is absent from this view as it is not visible by the human.

Therefore in the video (from 24’’) – this is also visible in Figure 9.8, the robot asks first “can you put the green block in the green storage box?” because there are two green blocks but one of them is not visible by the human so the robot has no need to disambiguate them (see Figures 9.8a and 9.8b). Then, it asks “can you



(a) The robot said “can you put the green block in the green storage box?”, thus the human is taking it. The other green block is not visible by the human.



(b) The human’s perspective computed by the Situation Assessment before the first block was removed.



(c) The robot said “can you put the block with the circle in the green storage box?”, thus the human is taking it.



(d) The human’s perspective computed by the Situation Assessment before the second block was removed.



(e) The robot said “can you put the block with the blue triangle in the green storage box?”, thus the human is taking it. The other block with a blue triangle is not visible by the human.



(f) The human’s perspective computed by the Situation Assessment before the third block was removed.

Figure 9.8 – The robot, as the director, informs the human of the blocks to remove from the self, one by one. On the left are images from a camera, from the the robot’s side. On the right are screenshots of the Situation Assessment, showing the computed human’s perspective.

put the block with the circle in the green storage box?” as there is only one block with a circle on it now that the other block with one was previously remove (see

---

Figures 9.8c and 9.8d). Finally, it asks “can you put the block with the blue triangle in the green storage box?”. Indeed, there are three blocks with a triangle but only two visible by the human, so the robot disambiguates these two by specifying the triangle color (see Figures 9.8e and 9.8f). Each time, it mentioned “green storage box” and not “storage box” because there is a pink storage box in the scene, not visible by the camera.

### 9.4.2 PR2 as the receiver

Now, the roles are inverted, the robot becomes the receiver while the human becomes the director. The task starts in the same configuration as before (see Figure 9.6). With these new roles, the robot will have to understand the instructed action (take, drop or remove which is a take-drop) and to which block the human will refer. This algorithm allowing to understand such instructions was presented in Section 6.6.2.

First, the human orders the robot to “take the green cube” (video at 1’35”). Such a verbal sentence is analyzed by the Google Speech To Text (STT) API and sent to JAHRVIS in the form of a text. Then, querying the NLP component, JAHRVIS (the Communication Manager (CM)) gets what is the action the human requested, here “take” and a SPARQL query corresponding to the object, here `?0 isA Block, ?0 hasColor green`. This query is merged with what we call the context, *i.e.*, in this task, we consider that the human is only talking about the objects on the table on which the shelf is, so it is `?0 isAbove table_1`. Thus, the CM requests Ontologenius the object list corresponding to this merged query, from the human’s perspective. As the other green block is only visible by the robot, there is a single block in the list, *i.e.*, the one with a blue circle. Then, the action to execute is sent to the Action Execution Manager (AEM). When the human asks the robot to “drop the cube”, JAHRVIS has a special case for drop and place actions, checking that the robot is already holding a block and as it is the case, the action is sent to the AEM.

Then, the second human’s order “remove the block with a circle” is processed the same way as explained previously, except that the remove action is considered as being a decomposition of the take and drop actions so the robot executes both in a row.

Finally, for the last block to remove, we can see two mechanisms of contingency handling. First, when the human said “take the block with a triangle”, the STT returned “take is about to whip a triangle” which led the NLP to return a comprehension score below the expected minimum to the CM. Therefore, the robot explained that it did not understand the sentence. Then, the human repeated his sentence which was analyzed as explained previously. However, this time there was not one object in the list returned by Ontologenius but two, second contingency. Indeed, there are two blocks with a triangle visible by both the human and the robot as shown in Figure 9.9. This means that the human made an ambiguous request, probably because he lacked focus. Then, the robot needs to disambiguate the situation. The CM requests the REG the verbalization of the two blocks with a triangle, with their minimal set of distinguishable characteristics among the blocks of the context. It allowed the robot to ask “do you mean the block with a green triangle or the block with a blue triangle?”. When the human answers “with a blue triangle”, the situation is resolved and as the CM kept the action to perform in memory, it can then send to the AEM to take the block with a blue triangle. Finally, the block is dropped when it is asked by the human.






Figure 9.9 – The human asked the robot to take the block with a triangle but there are two blocks with a triangle visible by both the robot and the human.

## 9.5 Open challenges for the community

So far, we proposed a cognitive robot architecture handling the Director Task in its simplest form, both roles. In this section, we now present some open challenges for the community around the task. Moreover, because the task can be performed in a controlled environment, we also present in a second part some user studies to investigate ways of sharing information.

### 9.5.1 Some challenges to take up

Challenged abilities / components	Challenges
Perspective-taking	1
Communication	4, 6, 7
Task planning	2, 3, 4
Reference generation	4, 5, 8, 9
Contingencies handling	1, 2, 3, 4

1. Fine contingency analysis: Due to the high ambiguity between the blocks and the presence of occluded compartments, failures can easily arise and have to be handled. In the case the human is the receiver and does not take the instructed block, the robot has to determine the origin of the failure. It could come from a



perspective not taken into account either by the director or the receiver, a block description not clear enough, or just an error of the receiver regarding a correct (non-ambiguous) description.

2. Not handling contingencies as errors: Based on the example of the previous challenge, the human takes another block than the one instructed but this block could be part of the next ones to take in the plan. In this case, why the robot should try to “repair” i.e., make the human takes the instructed block? Maybe it could mention to them that they took the wrong block but it does not matter because this one is also part of the plan. Then, either the robot could re-plan or even better, use a conditional plan and adapt according to the human’s actions.
3. Handling errors as errors: Still based on the case where the human takes another block than the one instructed, the robot has to communicate and negotiate with them in order, first to fix the error i.e., put back the block to its original compartment, then adapt its original instruction to make it clearer and improve the chances to have them take the right one.
4. Changing something when recurrent failures: In case of recurrent failures by the partner, during one interaction session (multiple tasks can be performed in one session) or along with several ones, the robot could try to analyze the origin of the failures and adapt itself to increase the QoI and reduce the failures. It could be through properties’ cost adaptation if the partner has some difficulties with certain visual features or communication context adaptation if the partner took the stored blocks into account in its understanding.
5. Allowing spatial references: As explained in section 9.2.1, the Director Task is originally a task to test referential communication. Even if the present version asks the participants to not use spatial reference, this rule could be relaxed to study perspective-corrected spatial Referring Expression Generation.
6. Understanding the human instructions: In the current implemented version, the robot can only understand a precise vocabulary, being the one describing the blocks in the way we have thought them. In a more natural interaction, humans could use a richer vocabulary, give instruction in multiple steps or have communications not directly linked to the task. During tests for designing the task, it was common to have instructions like “take the block with a ... triangle. No, rather the one with a green border”. Such complex communications should have to be managed by the robot.
7. Introducing code words: As presented in Section 9.2.2, the visual features on the blocks have been designed to be able to see landscapes on them, with a little imagination. During the interaction, the robot could thus try to negotiate some coded words in order to be more efficient in the task considering multiple sessions. Being the receiver, it would have to understand the coded words as to be part of a description and remember them.
8. Referring to a past event: When a human performs multiple times the Director Task with the robot, noteworthy events can happen. These events could be recognized and recorded by the robot so it can refer to them when speaking about an object (*e.g.*, “can you take the one you dropped in the previous task

- ?”). Likewise, the human may also use these past events and the robot would have to understand them.
9. Communicating about multiple blocks in a row: Instead of giving instructions one at a time, the director could give instructions for multiple blocks in a row. This may bring different kinds of communications from the base task as “I do not remember the instruction for the last block” when the human is the receiver. Also, this would be interesting for planning when the robot is the director as it could give instructions such as “Take all the blocks with a triangle on them” and it would be a different kind of instructions to interpret when the robot is the receiver.

### 9.5.2 Some Director Task-based user studies to perform

Some robot behaviors, mainly about the referring expression generation, have been designed with regard to the current literature but could be refined thanks to user studies based on the Director Task. The references to the blocks involve the minimum of visual features allowing to discriminate them without ambiguity to fit the Grice’s Maxim of Quantity (Grice, 1975). However, due to all the cognitive mechanisms to use in this task (*e.g.*, perspective-taking) and the high ambiguity among the blocks, evaluating such behavior compared to a full explanation could be interesting. Indeed, giving a reference with more information than needed would ensure to not match blocks being only visible by the receiver, which could help them to select the right block.

As presented in section 9.2.2, a special compartment equipped with a wire mesh can be used. Referring to a block matching also the one in this particular compartment could disturb the receiver or at least require a higher cognitive load to determine the right block to take. Such behavior could also be interesting to evaluate. In the same way, a block that was visible by the receiver and that the director move in a hidden compartment could disturb the receiver.

Evaluating such behaviors in a controlled task where the participants cannot know the real goal of the study could help the community in the design of architectures applied to more realistic scenarios.

## 9.6 Conclusion

This chapter presents a new task inspired by psychology to assess cognitive robot architecture capacities, highlight them and challenge them: the Director Task. This task involves cognitive abilities such as perspective-taking, communication, planning, and contingency handling which are studied a lot in HRI. Along with this task, we describe the cognitive architecture we built. It is currently able to perform the task in the nominal case with the robot being the receiver or the director.

The Director Task we propose aims to be extended and be a sandbox for the HRI community. We have presented nine possible challenges to be taken up and two possible user studies to be carried out. As a base to be reused, the components

of the architecture are released in open-source to anyone who would like to pick few components or to use it in its integrity. From there, new features can be implemented, improving the architecture abilities.

# Conclusion

In this thesis, we proposed several contributions focusing on investigating the main concepts of joint action and implementing a number of decisional processes in order to make the robot a good task partner for the human. There are four main elements: an extensive review of joint action, a supervision system dedicated to human-robot collaboration, a model and tools to allow the robot to evaluate in real-time the Quality of Interaction its point of view. And, the last contribution is the participation to the deployment, in a realistic setting, and evaluation of collaborative tasks ran on a robot fully autonomously, in particular in a Finnish mall.

We started our journey with an exploration of social science literature around social interaction, collaboration and joint action. We first analyzed how a social interaction is defined and its structure. It is two people or more, being aware of each other and knowing that their acts and behaviors can influence the other. Usually, in a social interaction is an opening, “something” in the middle and then a closing. This frame given by sociology helped us to defined what we called “interaction sessions” in the context of HRI. Then, we explored what is beyond the term Theory of Mind (ToM) which is the ability to represent others’ unobservable mental states (*i.e.*, their intentions, beliefs, knowledge, goals)... Next, we dwelt on joint action and the processes on which it relies. Joint action is the frame in which we place our human-robot collaborative tasks. Finally, we studied communication, which can be verbal and non-verbal.

Then, we showed that a thoroughly conceived architecture, especially dedicated to collaboration, is important and presented our dedicated LAAS architecture: Deliberative Architecture for COLlaborative roBOT (DACOBOT). We introduced the components of the architecture: the Situation Assessment, the Knowledge Bases, the Human-aware Motion Planners and Executors, the Human-aware Task Planners and the Supervision system. All these components were devised with the idea that they will be integrated into an architecture that will be human-centered. As the goal is to handle quite complex tasks, the architecture is quite complex itself. This is why the Supervision has a very important coordinating role regarding the other components and the management of the interaction with the human.

We defined a number of criteria that a supervision for human-robot collaboration should meet: to be generic, to take into account the human partner, to leave decisions to them, to monitor human actions, to handle contingencies, to manage relevant communications, to consider the interaction outside collaborative tasks, and to adapt to the human experience, abilities or preferences. Joint Action-based Human-aware supeRVISor (JAHRVIS), ours, managed to meet on number of these criteria, mainly the genericity, the explicit consideration of the human partner goals, actions, beliefs, decisions and preferences. It provides as much latitude as possible to the human and, finally, monitor their actions. The management of relevant communications and the interaction outside collaborative tasks have been a bit tackled

but are still opened problems for JAHRVIS, as well as the contingency handling and the adaptation to the human experience and abilities. JAHRVIS relies on joint action and collaboration principles to perform a task with a human. Indeed, it considers Theory of Mind, joint attention, shared representations, monitoring, common ground and joint commitment.

Finally, the robotic architecture and JAHRVIS were demonstrated with three tasks: the StackBuildingTask, the Direction-giving task and the Director Task. Three is not a lot but still allows to see that the system can be used in different contexts. The StackBuildingTask shows the ability of JAHRVIS to handle shared plans. The direction-giving task was a real team challenge as deployed in a real-world environment for several months. It was a fertile ground to carry out a user study and to complete a proof of concept for the QoI Evaluator. And, the Director Task was interesting to investigate perspective-taking and communication issues. We found it so interesting that we thought it was a good idea to submit it to the HRI community as a task to take up challenges and eventually compare results between research teams.

## Limitations and Future Work

We had a lot of ideas but implemented only a few of them. To build a supervision system to endow a robot with autonomy when performing collaborative tasks with a human is not an easy thing, especially when thinking to genericness and re-usability. The work presented in this thesis provides a basis for an even more elaborate system, handling contingencies, and with a more refined interaction session manager which could integrate a nice goal negotiation component. Moreover, once the robot performs quite well with one task and one human, why not add other humans and/or other tasks in parallel?

Even though our autonomous system works quite well, it is fragile in the sense that, if it was in a task with a human acting exactly the same way as they would interact with another human, it would be helpless. Indeed, there are among other things, computing latencies in each component. Thus, the robotic architecture does not function at very high frequency, cumulating the latencies.

It would be interesting that the robotic and HRI communities make an effort to have even more open-source software so we could integrate components in a more easily way. To be able to choose the most effective technology for each feature (speech recognition, action recognition, planning, navigation,...) would allow to perform much better architectures.

# Scaling Functions

---

As the metrics are aggregated to compute the QoI, their values need to be on the same scale. In order to do this, we use scaling functions rescaling metrics into a range of  $[-1, 1]$ , as the QoI bounds. As all the metrics does not have the same properties, they have to be scaled by using different functions. The two properties to check to choose which function to apply to which metric are the following ones:

- does the metric already have a bounded value ?
- what value of the metric should make the QoI decrease, increase or remain the same ?

Therefore, we designed three functions to be used with metrics having bounded values and three functions for metrics that do not have upper bounds. Then, among these two sets of functions, it is possible to choose the one to use according to the positive, neutral or negative impact a value should have on the QoI.

## A.1 Scaling of bounded metrics: Min-Max Normalization

We defined three min-max normalization functions, illustrated in Fig. A.1. They were designed to be used for metrics whose values belong to a bounded set, *i.e.*, metrics for which the minimum and maximum values are known. The first function is to apply in cases for which a measure approaching the bound value  $b_1$  has a negative impact on the quality evaluation whereas a measure approaching  $b_2$  has a positive one. It allows to scale a measure  $x$  between -1 and 1:

$$n_1(x) = 2 * \frac{x - b_1}{b_2 - b_1} - 1 \quad (\text{A.1})$$

The second function is intended to be applied in cases for which a measure approaching the bound value  $b_1$  has a neutral impact on the quality evaluation whereas a measure approaching  $b_2$  has a positive one. It allows to scale a measure  $x$  between 0 and 1:

$$n_2(x) = \frac{x - b_1}{b_2 - b_1} \quad (\text{A.2})$$

Finally, the last function is to apply in cases for which a measure approaching the bound value  $b_1$  has an negative impact on the quality evaluation whereas a measure

approaching  $b_2$  has a neutral one. It allows to scale a measure  $x$  between -1 and 0:

$$n_3(x) = \frac{x - b_2}{b_2 - b_1} \quad (\text{A.3})$$

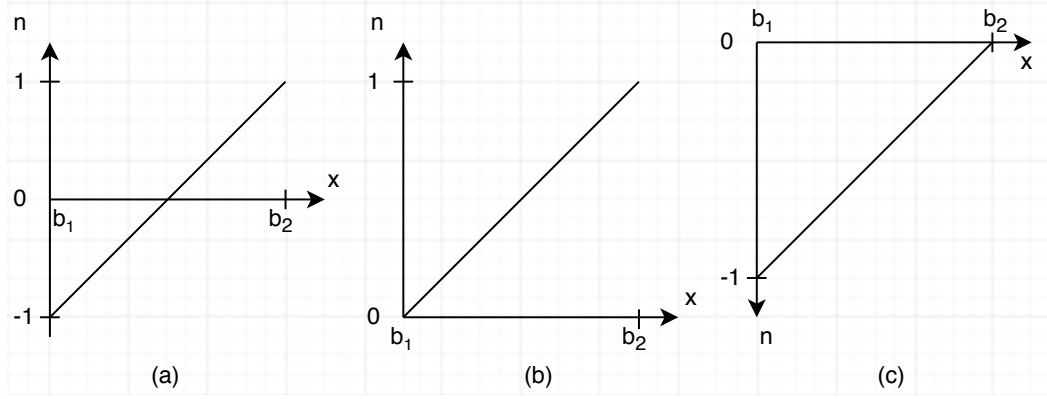


Figure A.1 – (a), (b) and (c) respectively represent the min-max normalization functions (A.1), (A.2) and (A.3)

## A.2 Scaling of unbounded metrics: Sigmoid Normalization

We defined three sigmoid-like functions to scale and squash values of metrics without an upper bound. As for the min-max normalization, there is one function to scale the metrics values between -1 and 1, another one to scale between 0 and 1 and the last one to scale between -1 and 0.

The first function allows to scale between -1 and 1 the values of a metric, for a metric whose values are between 0 and  $+\infty$  (e.g. a duration whose final value is unknown during the execution). The function is defined as:

$$s_1(x) = 1 - 2 \exp\left(-\ln(2) \left(\frac{x}{th}\right)^k\right), x > 0 \quad (\text{A.4})$$

with  $s_1(x) \in [-1, 1]$ ,  $th$  the value of the sigmoid's midpoint (*i.e.*,  $s_1(th) = 0$ ) and,  $k$  setting the shape of the function curve.  $k$  and  $th$  values are set off-line by the designer and they allow to define the shape of the metric scaling.

The second function is designed for metric which cannot have a negative impact on the QoI as it scales the value between 0 and 1 (and with  $x \in [0, +\infty]$  as well):

$$s_2(x) = 1 - \exp\left(-\ln(2) \left(\frac{x}{th}\right)^k\right), x > 0 \quad (\text{A.5})$$

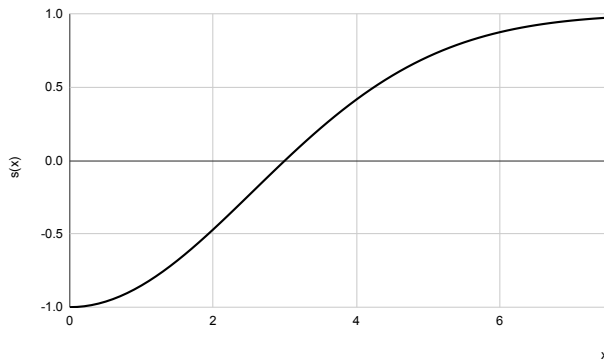
with  $s_2(x) \in [0, 1]$ ,  $th$  the value of the sigmoid's midpoint (*i.e.*,  $s_2(th) = 0.5$ ) and,  $k$  setting the shape of the function curve.

The third function is designed for metric which cannot have a positive impact on the QoI as it scales the value between -1 and 0 (and with  $x \in [0, +\infty]$  as well):

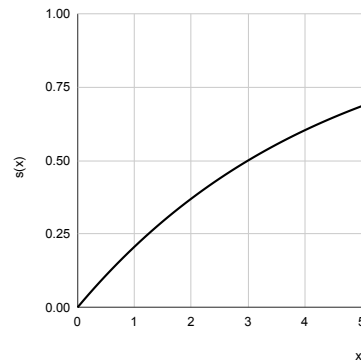
$$s_3(x) = -1 + \exp\left(-\ln(2)\left(\frac{x}{th}\right)^k\right), x > 0 \tag{A.6}$$

with  $s_3(x) \in [-1, 0]$ ,  $th$  the value of the sigmoid's midpoint (*i.e.*,  $s_3(th) = -0.5$ ) and,  $k$  setting the shape of the function curve.

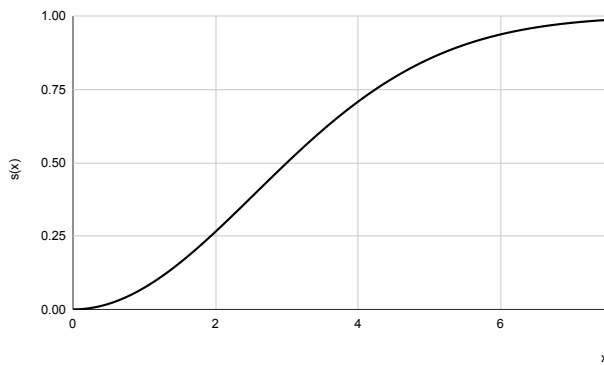
The functions  $s_1(x)$  and  $s_2(x)$  are illustrated in Fig. A.2 with four examples.



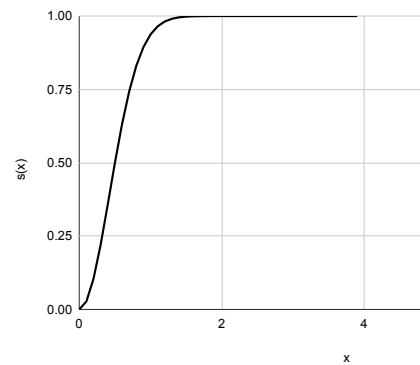
(a) Plot of  $s_1(x)$  with  $th = 3$  and  $k = 2$



(b) Plot of  $s_2(x)$  with  $th = 3$  and  $k = 1$



(c) Plot of  $s_2(x)$  with  $th = 3$  and  $k = 2$



(d) Plot of  $s_2(x)$  with  $th = 0.5$  and  $k = 2$

Figure A.2 – Plots of the sigmoid-like functions  $s_1(x)$  and  $s_2(x)$  with different parameters values





# MuMMER User Study Material

---

## B.1 Consent Form

*LAAS-CNRS – Laboratory for Analysis and Architecture of Systems, French National Centre for Scientific Research  
University of Toulouse*

### CONSENT FORM

**Project:** MultiModal Mall Entertainment Robot

**Purpose of the project:** Evaluation of guidance situations with Pepper (humanoid robot, SoftBank Robotics).

**Location of the experiment:** IDEAPARK, Lempälää, Finland

#### Project experimenters

Kathleen Belhassen, CNRS, France  
(kbelhass@laas.fr)

Amandine Mayima, LAAS-CNRS, France  
(amayima@laas.fr)

Aurélie Clodic, LAAS-CNRS, France  
(aclodic@laas.fr)

Päivi Heikkilä, VTT, Finland  
paivi.heikkila@vtt.fi

Antti Tammela, VTT, Finland  
antti.tammela@vtt.fi

Marketta Niemelä, VTT, Finland  
[marketta.niemela@vtt.fi](mailto:marketta.niemela@vtt.fi)

Hanna Lammi, VTT, Finland  
hanna.lammi@vtt.fi

**The data which concerns you is confidential and anonymous. They may be the subject of scientific publications, but in no case may your name be included.**

#### Your rights to withdraw from the research at any time:

Your participation in this research is based on volunteering. You can decide to stop your participation at any time during the study, without having to give any particular reason.

#### Your rights to respect for privacy:

In order to analyze your interaction with Pepper, a video recording of the session will be made and kept. Your first and last names, your contact information, or other identifying information, will not be associated with the video recording or any other transcription created from the video. The data obtained will be treated with strict confidentiality, and will be kept in a secure place to which only researchers associated with this research will have access. After registration, in accordance with the provisions of the Data Protection Act, you can exercise your rights of access, rectification or cancellation of this registration with the experimenter. See the optional authorization of use of image rights for more details.

#### Your rights to ask questions at any time:

You can ask questions about the research at any time by contacting one of the project experimenters by email.

#### Consent to participation:

By signing the consent form, you certify that you have read and understood the above information, and that you have been advised that you are free to cancel your consent or withdraw from this research at any time, without prejudice.

#### To be completed by the participant:

**I have read and understood the above information and I agree to participate in this research.**

**Full name – Date - Signature**

LAAS-CNRS – Laboratory for Analysis and Architecture of Systems, French National Centre for Scientific Research  
University of Toulouse

#### OPTIONAL AUTHORIZATION OF USE OF IMAGE RIGHTS

During our studies, we video-record you. The standard procedure is to keep these videos in a confidential and separate way of information allowing any identification except the image, with limited access to researchers directly associated with this project. However, it may be useful for our work to selectively broadcast all or part of a video recording to a scientific and/or public audience. Then, we ask you for permission, optional, to use your registration for these purposes. We will never use these rights for commercial purposes, and we will never indicate your name with these images.

**Full name:** \_\_\_\_\_

Authorizes the researchers of MuMMER Project to use the recordings for the following objective(s) (see detailed information at the bottom of the page):

- |  |          |
|--|----------|
| a) Scientific illustration/demonstration | Yes / No |
| b) Scientific courses                    | Yes / No |
| c) Project publicity                     | Yes / No |

**Signature:** \_\_\_\_\_

**Date:** \_\_\_\_\_

Detailed information:

- Scientific illustration/demonstration: when the recordings are used to illustrate our methods in a scientific audience. This includes the publication of academic articles, the printing of images on scientific posters or video recordings during oral presentations at national and international scientific conferences, as well as during visits to other academic institutions. Access rights will only be transferred to scientifically reputable journals, for a single use, in an article relating to the study for which these recordings were made.
- Scientific courses: when staff members, students and colleagues from other universities watch the video of your interaction with Pepper, in order to learn about our scientific methods. The scientific course is supervised by a researcher of the project, and the trained person(s) does not have the rights to use the video-recording outside of the training.
- Publicity of the project: when recordings are used to promote the project to the general public. This includes (non-exhaustively) the use of websites or any material used to recruit new participants (flyers, posters...).

## B.2 Consent Form in Finnish

LAAS-CNRS – Laboratory for Analysis and Architecture of Systems, French National Centre for Scientific Research  
University of Toulouse

### SUOSTUMUS OSALLISTUA TUTKIMUKSEEN

**Tutkimusprojekti:** MuMMER (MultiModal Mall Entertainment Robot, <http://mummer-project.eu>)

**Tutkimuksen tarkoitus:** Arvioida Pepper-robotin (SoftBank Robotics) antamaa opastusta kauppakeskuksessa

**Location of the experiment:** Ideapark, Lempäälä, Suomi

#### Tutkimuksen yhteyshenkilöt

Kathleen Belhassen, CNRS, Ranska

(kbelhass@laas.fr)

Amandine Mayima, LAAS-CNRS, Ranska

(amayima@laas.fr)

Aurélie Clodic, LAAS-CNRS, Ranska

(aclodic@laas.fr)

Päivi Heikkilä, VTT, Suomi

paivi.heikkila@vtt.fi

Antti Tammela, VTT, Suomi

antti.tammela@vtt.fi

Marketta Niemelä, VTT, Suomi

marketta.niemela@vtt.fi

Hanna Lammi, VTT, Suomi

hanna.lammi@vtt.fi

**Tutkimuksessa kerättävä tieto on luottamuksellista ja tutkimukseen osallistuvan henkilön nimeä ei milloinkaan yhdistetä kerättyyn tutkimustietoon. Kerättyjä tietoja voidaan käyttää tutkimusjulkaisuissa mutta henkilötietoja ei koskaan julkaista.**

#### Oikeus vetäytyä tutkimuksesta:

Tutkimukseen osallistuminen on vapaaehtoista. Tutkittava voi keskeyttää osallistumisensa syytä ilmoittamatta milloin tahansa tutkimuksen aikana.

#### Oikeus yksityisyydensuojaan:

Robotin ja osallistujan välisen vuorovaikutuksen analysoimiseksi vuorovaikutustilanteet videoidaan ja videot tallennetaan. Osallistujien etu- tai sukunimeä, yhteystietoja tai muita tunnistetietoja ei yhdistetä videotallenteisiin. Kerättyjä tietoja käsitellään ehdottoman luottamuksellisesti ja aineistoa siten, että vain tähän tutkimukseen osallistuvilla tutkijoilla on niihin pääsy. Osallistujalla on tietosuojalain säännösten mukaisesti oikeus pyytää pääsy häntä koskeviin tietoihin, oikeus pyytää kyseisten tietojen oikaisemista sekä oikeus pyytää tietojen poistamista tutkimuksen yhteyshenkilöltä. Lisätietoja kuvien ja videoiden käytöstä on kääntöpuolella olevassa suostumuslomakkeessa.

#### Oikeus pyytää lisätietoja:

Tutkimukseen osallistuja voi kysyä lisätietoja tutkimuksesta milloin tahansa ottamalla yhteyttä tutkimuksen yhteyshenkilöihin sähköpostitse.

\*\*\*

Allekirjoittamalla tämän suostumuslomakkeen vahvistan, että olen perehtynyt yllä olevaan kuvaukseen tutkimuksesta ja ymmärtänyt sen. Minulla on oikeus milloin tahansa peruuttaa suostumukseni ja vetäytyä osallistumasta tutkimukseen syytä ilmoittamatta.

#### Vahvistan osallistumiseni tutkimukseen.

\_\_\_\_\_

Allekirjoitus

\_\_\_\_\_

Nimenselvennys

\_\_\_\_\_

Paikka ja aika

LAAS-CNRS – Laboratory for Analysis and Architecture of Systems, French National Centre for Scientific Research  
University of Toulouse

### SUOSTUMUS KUVIEN JA VIDEOIDEN KÄYTTÖÖN

Tutkimuksen kulkua kuvataan. Normaali käytäntö on, että kuvia ja videoita käsitellään ja säilytetään siten, että vain tähän tutkimukseen osallistuvilla tutkijoilla on niihin pääsy. Kuitenkin, tutkimuksestamme kertomisen kannalta olisi hyödyllistä julkaista soveltuvia osia kuvamateriaalista tutkimus- ja/tai julkaisukäytössä. Näin ollen kysymme osallistujilta vapaaehtoista suostumusta kuvamateriaalin käyttöön. Materiaalia ei käytetä kaupallisiin tarkoituksiin ja tutkimukseen osallistuvan henkilön nimeä ei milloinkaan yhdistetä kerättyihin kuva-aineistoihin.

\*\*\*

Annan MuMMER-projektin tutkijoille esitellä vuorovaikutustilanteissa tallennettuja **kuvia ja videoita** (katso kohtien selitykset alla):

**a) Tieteelliset julkaisut**

- kyllä  
 en

**b) Opetus**

- kyllä  
 en

**c) Projektin esittely**

- kyllä  
 en

---

*Allekirjoitus*

---

*Nimenselvennys*

---

*Paikka ja aika*

- a) Tieteelliset julkaisut:** Tutkimusta esitellään tutkijayhteisölle. Tämä pitää sisällään tutkimusjulkaisut, tutkimusta esittelevät julisteet sekä kuvien ja videoiden näyttämisen tieteellisissä konferensseissa tai tutkimusvierailujen yhteydessä. Käyttöoikeudet annetaan vain tieteellisesti arvostetuille julkaisuille, joissa esitellään tämän tutkimuksen tuloksia.
- b) Opetus:** Vuorovaikutustilanteita robotin kanssa esitellään eri oppilaitosten opiskelijoille, henkilökunnalle tai tutkijoille kerrottaessa tutkimuksesta sekä siinä käytetyistä menetelmistä. Opetusta ohjaa MuMMER-projektissa mukana ollut tutkija eikä opetukseen osallistuvilla henkilöillä ole oikeutta käyttää kuva- ja videomateriaalia opetuksen ulkopuolella.
- c) Projektin esittely:** Tutkimusta esitellään julkisesti. Tähän sisältyy www-sivut ja muu materiaali, joilla tiedotetaan tutkimuksesta, esim. etsitään uusia osallistujia tutkimukseen (mainoslehtiset, julisteet ym).











## B.5 Additional Questionnaire

There is no good or bad answer. Answer as honestly as possible. Do not refer to the answer given above. Please answer all items.

**How would you rate the interaction with Pepper, on a scale of -1 (bad) to +1 (good)?**

-1 (bad)	-0.5	0	0.5	+1 (good)
<input type="checkbox"/>	<input type="checkbox"/>	<input type="checkbox"/>	<input type="checkbox"/>	<input type="checkbox"/>

**Have you seen everything Pepper has indicated to you?**

---

---

---

**Did you understand the path you have to take?**

---

---

## B.6 Additional Questionnaire in Finnish

Osallistujan numero:

Ei ole hyvää tai huonoa vastausta. Vastatkaa mahdollisemman rehellisesti. Älkää viitatko edellä annettuun vastaukseen. Olkaa hyvä ja vastatkaa kaikkiin asteikkoihin.

**Kuinka arvioisit vuorovaikutusta Pepperin kanssa, asteikolla -1 (huono) - +1 (hyvä)?**

-1 (huono)	-0.5	0	+0.5	+1 (hyvä)
<input type="checkbox"/>	<input type="checkbox"/>	<input type="checkbox"/>	<input type="checkbox"/>	<input type="checkbox"/>

**Näitkö kaiken mitä Pepper osoitti sinulle?**

---

---

---

**Ymmärsitkö mitä reittiä sinun tulisi mennä?**

---

---

## B.7 Coding Manual for the Robot Behaviors

Liste des variables comportementales pour le robot– MuMMER User Study 20		
<b>Début (évènement)</b>		
Initiation de l'interaction	initiation	Le robot lève la tête pour signifier qu'il voit l'homme et qu'il va commencer l'interaction
<b>Verbalisations</b>		
Introduction	introduction	« Bonjour, je suis Pepper, je peux vous aider à trouver des magasins... »
Cible	cible	Verbalisation de la direction de la cible (sauf pour la condition 1)
Chemin	chemin	Verbalisation du chemin
Question de compréhension	question_comprehension	« Avez-vous compris ? » « Avez-vous vu le couloir ? »
Répétition	repetition	« Voulez-vous que je vous remontre le chemin ? »
Repositionnement face	repositionnement_face	« Pouvez-vous vous mettre en face de moi ? »
Repositionnement closer	repositionnement_closer	« Pouvez-vous vous rapprocher ? »
Repositionnement côté	repositionnement_cote	« Pouvez-vous faire un pas à gauche/à droite ? »
OK Fin	ok_fin	« Je suis content d'avoir pu vous aider. OK, parlons d'autre chose » : <b>fin de l'interaction</b>
OK	OK	« OK »
Annonce d'un déplacement	Annonce_Deplacement	"Maintenant je vais me déplacer"
Annonce de l'explication de chemin	Annonce_Chemin	"Maintenant je vais vous expliquer le chemin"
Autre	Autre	Le robot dit quelque qui n'a pas de rapport avec la tâche (chatbot)
<b>Orientation de la tête</b>		
Vers l'Humain	humain	Tête tournée vers l'Humain (tête face au corps de l'Humain)
Ailleurs	ailleurs	Tête tournée ailleurs que vers l'Humain
<b>Orientation du corps</b>		
Vers l'Humain	humain	Le corps du robot est tourné face à l'Humain, peu importe l'orientation de ce dernier
Vers le chemin/la cible	chemin	Le corps du robot est tourné face à la cible ou au chemin qu'il explique, mais pas face à l'Humain.
Perpendiculaire à la cible	perpendiculaire	Le corps du robot est orienté entre la cible ou le chemin qu'il explique/pointe et l'Humain.
Ailleurs	ailleurs	Le robot est orienté ailleurs.
<b>Gestes</b>		
Pointing	pointing	Le robot pointe un chemin ou un objet - fin quand il repose le bras
Battements	battements	Le robot fait des gestes qui semblent rythmer la parole, sans signification derrière. - fin quand il repose les bras
<b>Déplacement</b>		
Déplacement human-aware	human_aware	Le robot se déplace de sa position vers l'objectif de position, avec le corps toujours +/- du côté de l'Humain. Angle de rotation < 180° entre sa position de départ et la cible.

---

Déplacement de dos	dos	Le robot se déplace de sa position vers l'objectif de position en tournant le dos à l'Humain pendant un instant. Angle de rotation > 180° entre sa position de départ et la cible.
Rotation vers objectif	rotation_objectif	Le robot tourne sur lui-même pour se positionner par rapport à la cible/chemin.
Rotation vers humain	rotation_humain	Le robot tourne sur lui-même pour se positionner par rapport à l'humain.

## B.8 Coding Manual for the Human Behaviors

Liste des variables comportementales pour les humains adultes – MuMMER User Study 20		
<b>Orientation du regard</b>		
Vers le robot	robot	Regard posé sur le robot, sa tête ou sa tablette
Vers l'expérimentateur	expérimentateur	Regard vers les expérimentateurs, ou vers les caméras
Vers le chemin/la cible	chemin	Regard vers le chemin expliqué par Pepper, ou la cible (magasin) demandé, ou par un élément de ce chemin (ex : escalator)
Ailleurs	ailleurs	Regard tourné ailleurs (ex : regarde en l'air, regarde vers un élément qui n'est pas présent sur le chemin indiqué par Pepper)
Pas visible	non_visible	Le regard n'est pas visible (hors caméra) ou sa direction ne peut pas être déterminée
<b>Orientation du corps/buste</b>		
Vers le buste du robot	buste_robot	Le buste de l'Humain est tourné vers le buste du robot (face à face)
Vers le robot	robot	Le buste de l'Humain est tourné vers une partie du robot autre que face au buste (peu importe l'orientation de ce dernier, y compris si la cible est alignée derrière)
Vers le chemin/la cible	chemin	Le buste de l'Humain est tourné face à la cible ou au chemin expliqué par Pepper, mais pas vers le robot.
Ailleurs	ailleurs	Le buste de l'Humain est tourné ailleurs (expérimentateurs, élément pas présent sur le chemin indiqué par Pepper, etc)
<b>Rotation du buste</b>		
Aligné	aligne	Le buste est aligné par rapport aux jambes : la personne est droite, ses épaules sont sur un même plan horizontal
Penché	penche	Le buste n'est pas aligné avec les jambes, les épaules ne sont pas sur le même axe horizontal, d'un côté ou de l'autre (droite ou gauche)
Avancé	avance	Le buste est avancé par rapport aux jambes, la personne est penchée en avant, les épaules ne sont plus sur le même axe vertical que les pieds.
Reculé	recule	Le buste est reculé par rapport aux jambes, les épaules ne sont plus sur le même axe vertical que les pieds.
<b>Orientation des pieds</b>		
Désaxés	desaxe	Les pieds sont désaxés par rapport à l'orientation du corps (ex : pieds tournés vers le chemin tandis que le corps est tourné vers le robot)
<b>Déplacement du corps</b>		
Maintien de la distance	maintien	L'Humain se déplace pour maintenir la distance initiale
Réduction de la distance	reduction	L'Humain se rapproche du robot
Augmentation de la distance	augmente	L'Humain se recule/s'éloigne du robot
<b>Expressions faciales</b>		
Sourire	sourire	Les commissures des lèvres remontent vers le haut, avec dents visibles ou non. - Fin quand retour à expression neutre
Rire	rire	La bouche est ouverte et les dents sont visibles + son produit - Fin quand retour à expression neutre

Froncer les sourcils	froncer	Les sourcils se rapprochent entre eux, la face interne des sourcils se rapprochent du bas, sans sourire/rire - Fin quand retour à expression neutre
Hausser les sourcils	hausser	Un sourcil ou les deux se lèvent et remontent vers le haut, sans sourire/rire - Fin quand retour à expression neutre
Pas visible	non_visible	L'expression faciale n'est pas complètement visible (moins de la moitié du visage est visible à la caméra)
Neutre		Expression neutre
<b>Réorientation du corps</b>		
Réorientation	reorientation	L'Humain réoriente son corps de façon à être toujours tourné vers le robot lorsque celui-ci se déplace, mais ne bouge pas de sa position initiale
<b>Verbalisations</b>		
Oui	oui	L'Humain signifie le fait qu'il a compris/est OK/répond par l'affirmative
Non	non	L'Humain signifie le fait qu'il n'a pas compris/répond par la négative
Question	question	L'Humain demande où est le magasin
Autre	autre	L'Humain dit autre chose
<b>Hochement de tête</b>		
Oui	houi	L'Humain hoche la tête de bas en haut ou de haut en bas, avec au moins un aller-retour (haut-bas-haut ; bas-haut-bas)
Non	hnon	L'humain hoche la tête de gauche à droite ou de droite à gauche, avec au moins un aller-retour (gauche-droite-gauche ; droite-gauche-droite)





# Résumé en Français

---

Nous fournissons ici un résumé en langue française des travaux présentés dans ce manuscrit de thèse.

## Introduction

Un nombre important d'études se concentrent sur des fonctionnalités rendant un robot plus utile et adaptatif tels que la planification, la perception, la gestion des connaissances, la navigation, la reconnaissance d'actions, le dialogue... Que l'on améliore ces fonctionnalités est essentiel. Cependant ce ne sont pas elles qui font collaborer un robot et un humain, mais la supervision. En effet, ce composant, tel un marionnettiste, contrôle les autres composants de l'architecture qui implémentent les fonctionnalités sus-mentionnées. En s'appuyant sur eux, il prend les décisions sur comment et quand le robot doit agir, dans une tâche de collaboration avec un humain, il décide ce que le robot doit dire, en réagissant à l'environnement, au comportement et aux communications de l'humain.

Dans cette thèse, nous proposons un composant de supervision dédié à l'interaction humain-robot. Il dote le robot d'un certain nombre de capacités dans le but d'en faire le meilleur partenaire pour l'humain, telles que la modélisation de ses états mentaux ou l'adaptation à ses décisions.

Par ailleurs, nous introduisons un nouveau concept : l'évaluation par le robot en temps réel de la qualité de son interaction avec un humain. Il s'agit d'une première étape vers la gestion des contingences, car plus tard, en dehors du cadre de cette thèse, cette méthode pourrait s'intégrer à la supervision, l'aidant à améliorer sa décision et ses réactions.

## Résumé de la Thèse

### Partie I

La première partie pose les principes fondamentaux d'un système de décision pour la collaboration humain-robot. Nous y proposons un cadre de réflexion sur les éléments clés de la collaboration humain-humain. Nous nous plongeons dans les littératures de psychologie et de philosophie en abordant de multiples concepts, principalement autour de l'action jointe telles que les représentations partagées, l'attention conjointe, la coordination....De plus, nous abordons également les interactions sociales, la théorie de l'esprit et la communication.

Dans un second temps, nous explorons les systèmes robotiques existants mettant en œuvre des concepts associés aux interactions sociales ou à l'action jointe.

## Partie II

La deuxième partie vise à présenter les principaux défis amenés par la gestion des interactions sociales en robotique. Sachant que le composant de supervision appartient à une architecture robotique, nous présentons un certain nombre d'architectures robotiques, ainsi que celle à laquelle nous avons intégré notre composant.

Puis nous mettons en évidence, le rôle central de la supervision dans cette architecture ainsi que les outils disponibles pour développer un tel composant et celui que nous avons choisi.

## Partie III

Les deux principales contributions de cette thèse sont concentrées dans la troisième partie : Joint Action-based Human-aware superVISor (JAHRVIS), le superviseur que nous avons conçu, et l'évaluateur de la Qualité d'Interaction, Quality of Interaction (QoI) en anglais. JAHRVIS est un système intégrant les décisions haut niveau du robot, contrôlant son comportement, en tenant toujours compte de l'humain avec lequel il interagit. Il est capable de le faire en considérant les plans partagés, les états mentaux de l'humain, sa connaissance de l'état actuel de l'environnement et les actions de l'humain, en s'inspirant des principes décrits dans la Partie I.

Puis, nous détaillons, un par un, les modules composant sa structure : la gestion des interactions, la reconnaissance des actions de l'humain, la gestion des plans partagés, la gestion de l'exécution des actions et gestion de la communication. Ceci, accompagné d'un exemple basé sur une tâche collaborative qui a été exécutée en réel sur un robot PR2.

Enfin, nous présentons la méthode d'évaluation de l'interaction du point de vue du robot, *i.e.*, le concept général, un ensemble de métriques et une façon d'agréger ces métriques.

## Partie IV

Enfin, la quatrième partie présente deux tâches dont l'exécution par le robot a été gérée par le superviseur développé dans le cadre de cette thèse. La première tâche a été abordée avec la première version de JAHRVIS dans le cadre d'un projet européen H2020, MultiModal Mall Entertainment Robot (MuMMER)<sup>1</sup>. Le robot devait donner des indications aux clients dans un centre commercial finlandais. Il s'agissait d'un véritable défi puisque le robot y a été déployé pendant trois mois.

Puis, nous présentons une tâche qui a été exécutée avec une version presque complète de JAHRVIS. Il s'agit d'une tâche où un humain et un robot partenaires

---

<sup>1</sup>Le projet MuMMER a financé trois des quatre années de cette thèse

doivent communiquer afin de retirer les bons cubes d'une étagère. Elle est inspirée d'une tâche de la littérature de psychologie. Nous proposons cette tâche à la communauté HRI comme un ensemble de défis à relever ainsi qu'un terrain propice aux études utilisateurs.

## **Conclusion**

Dans cette thèse, nous avons proposé plusieurs contributions axées sur l'étude des principaux concepts de l'action jointe et la mise en œuvre d'un certain nombre de processus décisionnels afin de faire du robot un bon partenaire de tâche pour l'humain. Il y a quatre éléments principaux : une revue approfondie de l'action jointe, un système de supervision dédié à la collaboration humain-robot, un modèle et des outils permettant au robot d'évaluer en temps réel la Qualité d'Interaction de point de vue. Enfin, la dernière contribution est la participation au déploiement, dans un cadre réaliste, et à l'évaluation de tâches collaboratives exécutées sur un robot de manière totalement autonome, en particulier dans un centre commercial finlandais.



# Bibliography

- Admoni H, Scassellati B (2017) Social eye gaze in Human-Robot Interaction: a review. *Journal of Human-Robot Interaction* 6(1):25–63 (Cited in page 35.)
- Alami R, Chatila R, Fleury S, Ghallab M, Ingrand F (1998) An architecture for autonomy. *International Journal of Robotics Research* 17(4):315–337 (Cited in page 43.)
- Alami R, Clodic A, Montreuil V, Sisbot EA, Chatila R (2006) Toward human-aware robot task planning. In: *AAAI Spring Symposium Series*, pp 39–46 (Cited in page 36.)
- Albus JS (1991) Outline for a theory of intelligence. *IEEE transactions on systems, man, and cybernetics* 21(3):473–509 (Cited in page 55.)
- Allen GL (2003) Gestures accompanying verbal route directions: Do they point to a new avenue for examining spatial representations? *Spatial Cognition & Computation* 3(4):259–268 (Cited in page 150.)
- Amici F, Bietti LM (2015) Coordination, collaboration and cooperation: Interdisciplinary perspectives. *Interaction Studies* 16(3):vii–xii (Cited in page 15.)
- Andrews K (2012) *Do apes read minds?: Toward a new folk psychology*. MIT Press (Cited in page 27.)
- Anzalone SM, Boucenna S, Ivaldi S, Chetouani M (2015) Evaluating the engagement with social robots. *International Journal of Social Robotics* 7(4):465–478 (Cited in pages 130 and 196.)
- Argyle M (1973) *Social Interaction*. Transaction Publishers (Cited in page 9.)
- Astington JW, Jenkins JM (1995) Theory of mind development and social understanding. *Cognition & Emotion* 9(2-3):151–165 (Cited in page 12.)
- Austin JL (1962) *How to Do Things with Words*. Clarendon Press (Cited in page 27.)
- Bach P, Nicholson T, Hudson M (2014) The affordance-matching hypothesis: how objects guide action understanding and prediction. *Frontiers in human neuroscience* 8:254 (Cited in page 23.)
- Bakeman R, Adamson LB (1984) Coordinating attention to people and objects in mother-infant and peer-infant interaction. *Child development* pp 1278–1289 (Cited in page 24.)

- Baraglia J, Cakmak M, Nagai Y, Rao RP, Asada M (2017) Efficient human-robot collaboration: When should a robot take initiative? *International Journal of Robotics Research* 36(5-7):563–579 (Cited in pages 52 and 127.)
- Barnes-Holmes Y, McHugh L, Barnes-Holmes D (2004) Perspective-taking and Theory of Mind: A relational frame account. *The Behavior Analyst Today* 5(1):15 (Cited in page 13.)
- Baron-Cohen S (1995) *Mindblindness*. MIT Press (Cited in page 37.)
- Baron-Cohen S, Leslie AM, Frith U (1985) Does the autistic child have a “theory of mind”? *Cognition* 21(1):37–46 (Cited in page 13.)
- Barros P, Maciel-Junior NT, Fernandes BJ, Bezerra BL, Fernandes SM (2017) A dynamic gesture recognition and prediction system using the convexity approach. *Computer Vision and Image Understanding* 155:139–149 (Cited in page 36.)
- Bates E (1979) *The emergence of symbols: Cognition and communication in infancy*. Academic Press (Cited in page 29.)
- Bauer A, Wollherr D, Buss M (2008) Human–robot collaboration: a survey. *International Journal of Humanoid Robotics* 5(01):47–66 (Cited in page 72.)
- Bauer A, Klasing K, Xu T, Sosnowski S, Lidoris G, Muhlbauer Q, Zhang T, Rohrmuller F, Wollherr D, Kuhnlenz K, et al. (2009) The autonomous city explorer project. In: *IEEE International Conference on Robotics and Automation (ICRA)*, pp 1595–1596 (Cited in page 146.)
- Becchio C, Sartori L, Castiello U (2010) Toward you: The social side of actions. *Current Directions in Psychological Science* 19(3):183–188 (Cited in page 15.)
- Beetz M, Mösenlechner L, Tenorth M (2010) CRAM—A Cognitive Robot Abstract Machine for everyday manipulation in human environments. In: *The IEEE/RSJ International Conference on Intelligent Robots and Systems (IROS)*, pp 1012–1017 (Cited in pages 42 and 54.)
- Beetz M, Beßler D, Haidu A, Pomarlan M, Bozcuoğlu AK, Bartels G (2018) Know Rob 2.0 — A 2nd generation knowledge processing framework for cognition-enabled robotic agents. In: *IEEE International Conference on Robotics and Automation (ICRA)*, pp 512–519 (Cited in page 208.)
- Bekele E, Sarkar N (2014) Psychophysiological feedback for adaptive Human–Robot Interaction (HRI). In: Fairclough SH, Gilleade K (eds) *Advances in Physiological Computing*, Springer London, pp 141–167 (Cited in page 130.)
- Belhassein K, Clodic A, Cochet H, Niemelä M, Heikkilä P, Lammi H, Tammela A (2017) Human-human guidance study. Tech. rep. (Cited in pages 149 and 150.)

- Belhassein K, Fernández Castro V, Mayima A (2020) A horizontal approach to communication for human-robot joint action: Towards situated and sustainable robotics. In: *Culturally Sustainable Social Robotics*, IOS Press, pp 204–214 (Cited in page 37.)
- Belhassein K, Fernández Castro V, Mayima A, Clodic A, Pacherie E, Guidetti M, Alami R, Cochet H (2021) Addressing joint action challenges in HRI: Insights from psychology and philosophy. *Acta Psychologica* Accepted (Cited in pages 8 and 27.)
- Bensch S, Jevtić A, Hellström T (2017) On Interaction Quality in Human-Robot Interaction. In: *The 9th International Conference on Agents and Artificial Intelligence (ICAART)*, pp 182–189 (Cited in page 131.)
- Berlin M, Gray J, Thomaz AL, Breazeal C (2006) Perspective taking: An organizing principle for learning in human-robot interaction. In: *The 21st National Conference on Artificial Intelligence (AAAI'06)*, AAAI Press, vol 2, pp 1444–1450 (Cited in page 37.)
- Bethel CL, Murphy RR (2010) Review of human studies methods in HRI and recommendations. *International Journal of Social Robotics* 2(4):347–359 (Cited in page 129.)
- Bloom P, German TP (2000) Two reasons to abandon the false belief task as a test of theory of mind. *Cognition* 77(1):B25–B31 (Cited in page 13.)
- Bohus D, Saw CW, Horvitz E (2014) Directions Robot: In-the-Wild Experiences and Lessons Learned. In: *The 13th International Conference on Autonomous Agents and Multiagent Systems (AAMAS)*, Association for Computing Machinery, p 8 (Cited in page 147.)
- Bordini RH, Hübner JF, Wooldridge M (2007) *Programming Multi-Agent Systems in AgentSpeak Using Jason* (Wiley Series in Agent Technology). John Wiley & Sons (Cited in pages 54, 55, and 61.)
- Boucher JD, Ventre-Dominey J, Ford Dominey P, Fagel S, Bailly G (2010) Facilitative Effects of Communicative Gaze and Speech in Human-Robot Cooperation. In: *The 3rd International Workshop on Affective Interaction in Natural Environments (AFFINE 2010)*, pp 71–74 (Cited in page 35.)
- Boucher JD, Pattacini U, Lelong A, Bailly G, Elisei F, Fagel S, Dominey P, Ventre-Dominey J (2012) I reach faster when i see you look: Gaze effects in human-human and human-robot face-to-face cooperation. *Frontiers in Neuro-robotics* 6:3 (Cited in page 35.)
- Bradshaw JM, Feltovich PJ, Johnson M (2017) Human-agent interaction. In: *The handbook of human-machine interaction*, CRC Press, pp 283–300 (Cited in page 35.)



- Brass M, Bekkering H, Prinz W (2001) Movement observation affects movement execution in a simple response task. *Acta psychologica* 106(1-2):3–22 (Cited in page 21.)
- Bratman M (1984) Two faces of intention. *The Philosophical Review* 93(3):375–405 (Cited in pages 18 and 19.)
- Bratman M, et al. (1987) *Intention, plans, and practical reason*, vol 10. Harvard University Press Cambridge, MA (Cited in page 42.)
- Bratman ME (1992) Shared cooperative activity. *The philosophical review* 101(2):327–341 (Cited in pages 22 and 25.)
- Bratman ME (1993) Shared intention. *Ethics* 104(1):97–113 (Cited in page 19.)
- Bratman ME (2014) *Shared agency: A planning theory of acting together*. Oxford University Press (Cited in page 20.)
- Bratman ME, Israel DJ, Pollack ME (1988) Plans and resource-bounded practical reasoning. *Computational intelligence* 4(3):349–355 (Cited in page 42.)
- Braubach L, Pokahr A, Lamersdorf W (2005) Jadex: A BDI-agent system combining middleware and reasoning. In: Unland R, Calisti M, Klusch M (eds) *Software Agent-Based Applications, Platforms and Development Kits*, pp 143–168 (Cited in page 54.)
- Brawer J, Mangin O, Roncone A, Widder S, Scassellati B (2018) Situated human–robot collaboration: predicting intent from grounded natural language. In: *IEEE/RSJ International Conference on Intelligent Robots and Systems (IROS)*, pp 827–833 (Cited in page 201.)
- Breazeal C (2002) Regulation and entrainment in human—robot interaction. *International Journal of Robotics Research* 21(10-11):883–902 (Cited in page 36.)
- Breazeal C (2003) Emotion and sociable humanoid robots. *International Journal of Human-Computer Studies* 59(1-2):119–155 (Cited in page 36.)
- Breazeal C (2004) Function meets style: insights from emotion theory applied to HRI. *IEEE Transactions on Systems, Man, and Cybernetics* 34(2):187–194 (Cited in page 36.)
- Breazeal C, et al. (1998) A motivational system for regulating human-robot interaction. In: *The Fifteenth National Conference on Artificial Intelligence (AAAI-98)*, pp 54–61 (Cited in page 36.)
- Brennan SE, Chen X, Dickinson CA, Neider MB, Zelinsky GJ (2008) Coordinating cognition: The costs and benefits of shared gaze during collaborative search. *Cognition* 106(3):1465–1477 (Cited in page 15.)

- Brinck I (2008) The role of intersubjectivity in the development of intentional communication. *The shared mind: Perspectives on intersubjectivity* pp 115–140 (Cited in page 29.)
- Brinck I, Balkenius C (2018) Mutual recognition in Human-Robot Interaction: A deflationary account. *Philosophy and Technology* 1(1):53–70 (Cited in page 29.)
- Buisan G, Alami R (2021) A human-aware task planner explicitly reasoning about human and robot decision, action and reaction. In: *Companion of the 16th ACM/IEEE International Conference on Human-Robot Interaction (HRI'2021)*, p 544–548 (Cited in pages 47, 70, and 102.)
- Buisan G, Sarthou G, Bit-Monnot A, Clodic A, Alami R (2020) Efficient, situated and ontology based referring expression generation for human-robot collaboration. In: *The 29th IEEE International Conference on Robot and Human Interactive Communication (RO-MAN)*, pp 349–356 (Cited in pages 118 and 210.)
- Burgard W, Cremers AB, Fox D, Hähnel D, Lakemeyer G, Schulz D, Steiner W, Thrun S (1999) The museum tour-guide robot RHINO. In: *Autonome Mobile Systeme*, Springer, pp 245–254 (Cited in page 146.)
- Butterworth G, Jarrett N (1991) What minds have in common is space: Spatial mechanisms serving joint visual attention in infancy. *British journal of developmental psychology* 9(1):55–72 (Cited in page 24.)
- Byrne MD, Bovair S (1997) A working memory model of a common procedural error. *Cognitive Science* 21(1):31–61 (Cited in page 167.)
- Camaioni L, Perucchini P, Bellagamba F, Colonnesi C (2004) The role of declarative pointing in developing a theory of mind. *Infancy* 5(3):291–308 (Cited in page 12.)
- Caniot M, Bonnet V, Busy M, Labaye T, Besombes M, Courtois S, Lagrue E (2020) Adapted Pepper. Tech. rep., SoftBank Robotics Europe (Cited in page 169.)
- Carpenter M (2009) Just how joint is joint action in infancy? *Topics in Cognitive Science* 1(2):380–392 (Cited in pages 14 and 15.)
- Carpenter M, Liebal K (2011) Joint attention, communication, and knowing together in infancy. *Joint attention: New developments in psychology, philosophy of mind, and social neuroscience* pp 159–181 (Cited in page 24.)
- Castro VF, Heras-Escribano M (2020) Social cognition: A normative approach. *Acta Analytica* 35(1):75–100 (Cited in page 27.)
- Castro VF, Pacherie E (2020) Joint actions, commitments and the need to belong. *Synthese* pp 1–30 (Cited in page 16.)
- Castro VF, Clodic A, Alami R, Pacherie E (2019) Commitments in Human-Robot Interaction. In: *AAAI Fall Symposium Series, AI-HRI Symposium* (Cited in page 71.)

- Chadalavada RT, Andreasson H, Krug R, Lilienthal AJ (2015) That's on my mind! robot to human intention communication through on-board projection on shared floor space. In: European Conference on Mobile Robots (ECMR), IEEE (Cited in pages 35 and 36.)
- Chalmeau R, Gallo A (1995) La coopération chez les primates. *L'Année psychologique* 95(1):119–130 (Cited in page 15.)
- Chang ML, Gutierrez RA, Khante P, Short ES, Thomaz AL (2018) Effects of integrated intent recognition and communication on human-robot collaboration. In: The IEEE/RSJ International Conference on Intelligent Robots and Systems (IROS), pp 3381–3386 (Cited in page 36.)
- Charlop-Christy MH, Daneshvar S (2003) Using video modeling to teach perspective taking to children with autism. *Journal of Positive Behavior Interventions* 5(1):12–21 (Cited in page 13.)
- Chen Y, Wu F, Shuai W, Chen X (2017) Robots serve humans in public places—kejia robot as a shopping assistant. *International Journal of Advanced Robotic Systems* 14(3):1–20 (Cited in page 146.)
- Chong HQ, Tan AH, Ng GW (2007) Integrated cognitive architectures: a survey. *Artificial Intelligence Review* 28(2):103–130 (Cited in page 41.)
- Clark HH (1992) *Arenas of language use*. University of Chicago Press (Cited in pages 25 and 27.)
- Clark HH (1996) *Using language*. Cambridge university press (Cited in pages 15 and 25.)
- Clark HH (2006) Social actions, social commitments. In: *Roots of human sociality*, Routledge, pp 126–150 (Cited in pages 16, 20, and 21.)
- Clark HH, French JW (1981) Telephone goodbyes. *Language in Society* pp 1–19 (Cited in page 11.)
- Clodic A, Fleury S, Alami R, Chatila R, Bailly G, Brethes L, Cottret M, Danes P, Dollat X, Elisei F, et al. (2006) Rackham: An interactive robot-guide. In: *The 15th IEEE International Symposium on Robot and Human Interactive Communication (ROMAN)*, pp 502–509 (Cited in page 146.)
- Clodic A, Cao H, Alili S, Montreuil V, Alami R, Chatila R (2009) Shary: a supervision system adapted to human-robot interaction. In: *Experimental robotics*, Springer, pp 229–238 (Cited in page 51.)
- Clodic A, Pacherie E, Alami R, Chatila R (2017) Key Elements for Human-Robot Joint Action. In: *Sociality and Normativity for Robots: Philosophical Inquiries into Human-Robot Interactions*, Studies in the Philosophy of Sociality, Springer, pp 159–177 (Cited in page 17.)

- Cohen PR, Levesque HJ (1990) Intention is choice with commitment. *Artificial intelligence* 42(2-3):213–261 (Cited in pages 19 and 43.)
- Cohen PR, Levesque HJ (1991) Teamwork. *Nous* 25(4):487–512 (Cited in pages 14, 19, 20, 22, 26, and 35.)
- Cooper R, Shallice T (2000) Contention scheduling and the control of routine activities. *Cognitive neuropsychology* 17(4):297–338 (Cited in page 22.)
- Coovert MD, Lee T, Shindeev I, Sun Y (2014) Spatial augmented reality as a method for a mobile robot to communicate intended movement. *Computers in Human Behavior* 34:241–248 (Cited in pages 35 and 36.)
- Curioni A, Knoblich G, Sebanz N (2017) Joint Action in Humans: A Model for Human-Robot Interactions. In: Goswami A, Vadakkepat P (eds) *Humanoid Robotics: A Reference*, Springer Netherlands, pp 1–19 (Cited in pages 16 and 148.)
- Dautenhahn K, Ogden B, Quick T (2002) From embodied to socially embedded agents—implications for interaction-aware robots. *Cognitive Systems Research* 3(3):397–428 (Cited in page 34.)
- Davis JL, Love TP (2017) Self-in-self, mind-in-mind, heart-in-heart: The future of role-taking, perspective taking, and empathy. In: *Advances in group processes*, Emerald Publishing Limited (Cited in page 13.)
- Dennett DC (1978) *Brainstorms: Philosophical Essays on Mind and Psychology*. Bradford Books (Cited in page 13.)
- Devin S (2017) Decisional issues during human-robot joint action. PhD thesis, Institut National Polytechnique de Toulouse (INPT) (Cited in pages 52 and 116.)
- Devin S, Alami R (2016) An implemented theory of mind to improve human-robot shared plans execution. In: *The 11th ACM/IEEE International Conference on Human-Robot Interaction (HRI'16)*, pp 319–326 (Cited in pages 37, 52, 73, and 100.)
- Devin S, Clodic A, Alami R (2017) About decisions during human-robot shared plan achievement: Who should act and how? In: *The 9th International Conference on Social Robotics (ICSR 2017)*, Springer, pp 453–463 (Cited in pages 53, 77, 101, and 109.)
- Devin S, Vrignaud C, Belhassein K, Clodic A, Carreras O, Alami R (2018) Evaluating the pertinence of robot decisions in a human-robot joint action context: The PeRDITA questionnaire. In: *The 27th IEEE International Symposium on Robot and Human Interactive Communication (RO-MAN)*, pp 144–151 (Cited in page 177.)

- d’Inverno M, Kinny D, Luck M, Wooldridge M (1998) A formal specification of dMARS. In: Singh MP, Rao A, Wooldridge MJ (eds) *The 4th International Workshop on Intelligent Agents IV, Agent Theories, Architectures, and Languages*, Springer-Verlag, pp 155–176 (Cited in page 54.)
- Dragan AD, Lee KC, Srinivasa SS (2013) Legibility and predictability of robot motion. In: *The 8th ACM/IEEE International Conference on Human-Robot Interaction (HRI’13)*, IEEE, pp 301–308 (Cited in page 36.)
- Dumontheil I, Apperly IA, Blakemore SJ (2010) Online usage of theory of mind continues to develop in late adolescence. *Developmental science* 13(2):331–338 (Cited in page 202.)
- Emery NJ (2000) The eyes have it: the neuroethology, function and evolution of social gaze. *Neuroscience & biobehavioral reviews* 24(6):581–604 (Cited in pages 25 and 26.)
- Fan J, Bian D, Zheng Z, Beuscher L, Newhouse PA, Mion LC, Sarkar N (2017) A robotic coach architecture for elder care (rocare) based on multi-user engagement models. *IEEE Transactions on Neural Systems and Rehabilitation Engineering* 25(8):1153–1163 (Cited in pages 133 and 134.)
- Fernández Castro V, Mayima A, Belhassein K, Clodic A (2021) The role of commitments in socially appropriate robotics. Submitted (Cited in pages 8 and 20.)
- Fiala M (2005) ARTag, a fiducial marker system using digital techniques. In: *IEEE Computer Society Conference on Computer Vision and Pattern Recognition (CVPR’05)*, vol 2, pp 590–596 (Cited in page 209.)
- Fiebich A, Gallagher S (2013) Joint attention in joint action. *Philosophical Psychology* 26(4):571–587 (Cited in page 14.)
- Flavell JH, Botkin PT, Fry CL, Wright JW, Jarvis PE (1968) *The development of role-taking and communication skills in children*. John Wiley & Sons. (Cited in page 12.)
- Foster ME, Craenen B, Deshmukh A, Lemon O, Bastianelli E, Dondrup C, Papaioannou I, Vanzo A, Odobez JM, Canévet O, Cao Y, He W, Martínez-González A, Motlicek P, Siegfried R, Alami R, Belhassein K, Buisan G, Clodic A, Mayima A, Sallami Y, Sarthou G, Singamaneni PT, Waldhart J, Mazel A, Caniot M, Niemelä M, Heikkilä P, Lammi H, Tammela A (2019) MuMMER: Socially intelligent human-robot interaction in public spaces. In: *AAAI Fall Symposium Series* (Cited in page 154.)
- Gaschler A, Huth K, Giuliani M, Kessler I, Ruiter Jd, Knoll A (2012) Modelling state of interaction from head poses for social human-robot interaction. In: *The 7th ACM/IEEE International Conference on Human-Robot Interaction (HRI’12)*,

- Workshop on Gaze in HRI: From modeling to communication (Cited in pages 32 and 33.)
- Georgeff M, Ingrand F (1989) Decision-making in an embedded reasoning system. In: The Eleventh International Joint Conference on Artificial Intelligence (IJCAI-89) (Cited in page 43.)
- Georgeff M, Rao A (1991) Modeling rational agents within a BDI-architecture. In: 2nd International Conference on Principles of Knowledge Representation and Reasoning (KR'91), pp 473–484 (Cited in page 43.)
- Ghallab M, Knoblock C, Wilkins D, Barrett A, Christianson D, Friedman M, et al (1998) PDDL - The Planning Domain Definition Language (Cited in page 73.)
- Ghallab M, Nau DS, Traverso P (2016) Automated Planning and Acting. Cambridge University Press (Cited in page 70.)
- Gibson JJ (1979) The theory of affordances. In: The Ecological Approach to Visual Perception, Houghton Mifflin, pp 127–137 (Cited in page 23.)
- Gilbert M (1989) On social facts. Routledge (Cited in page 19.)
- Gilbert M (2009) Shared intention and personal intentions. *Philosophical studies* 144(1):167–187 (Cited in page 20.)
- Gilbert M (2013) Joint commitment: How we make the social world. Oxford University Press (Cited in page 21.)
- Gockley R, Bruce A, Forlizzi J, Michalowski M, Mundell A, Rosenthal S, Sellner B, Simmons R, Snipes K, Schultz AC, et al. (2005) Designing robots for long-term social interaction. In: IEEE/RSJ International Conference on Intelligent Robots and Systems (IROS), pp 1338–1343 (Cited in page 33.)
- Godman M (2013) Why we do things together: The social motivation for joint action. *Philosophical Psychology* 26(4):588–603 (Cited in page 15.)
- Goffman E (1967) *Interaction ritual: Essays on face-to-face interaction*. Aldine (Cited in page 9.)
- Görür O, Rosman B, Hoffman G, Albayrak S (2017) Toward integrating theory of mind into adaptive decision-making of social robots to understand human intention. In: The 12th ACM/IEEE International Conference on Human-Robot Interaction (HRI'17), Workshop on The Role of Intentions in Human-Robot Interaction (Cited in page 52.)
- Görür OC, Rosman B, Sivrikaya F, Albayrak S (2018) Social cobots: Anticipatory decision-making for collaborative robots incorporating unexpected human behaviors. In: The 13th ACM/IEEE International Conference on Human-Robot Interaction (HRI'18), pp 398–406 (Cited in page 52.)

- Gräfenhain M, Carpenter M, Tomasello M (2013) Three-year-olds' understanding of the consequences of joint commitments. *PLOS One* 8(9):1–12 (Cited in page 15.)
- Grice HP (1975) Logic and conversation. In: *Speech acts*, Brill, pp 41–58 (Cited in page 219.)
- Grice P (1989) *Studies in the Way of Words*. Harvard University Press (Cited in page 28.)
- Gross HM, Boehme H, Schroeter C, Müller S, König A, Einhorn E, Martin C, Merten M, Bley A (2009) TOOMAS: interactive shopping guide robots in everyday use-final implementation and experiences from long-term field trials. In: *IEEE/RSJ International Conference on Intelligent Robots and Systems (IROS)*, pp 2005–2012 (Cited in page 146.)
- Grosz BJ, Kraus S (1996) Collaborative plans for complex group action. *Artificial Intelligence* 86(2):269–357 (Cited in pages 14 and 23.)
- Happé FG (1994) An advanced test of theory of mind: Understanding of story characters' thoughts and feelings by able autistic, mentally handicapped, and normal children and adults. *Journal of autism and Developmental disorders* 24(2):129–154 (Cited in page 203.)
- Hawes N, Zillich M, Wyatt J (2007) BALT & CAST: Middleware for cognitive robotics. In: *The 16th IEEE International Symposium on Robot and Human Interactive Communication (RO-MAN)*, pp 998–1003 (Cited in page 207.)
- Healey ML, Grossman M (2018) Cognitive and affective perspective-taking: evidence for shared and dissociable anatomical substrates. *Frontiers in neurology* 9:491 (Cited in page 13.)
- Heesen R, Genty E, Rossano F, Zuberbühler K, Bangerter A (2017) Social play as joint action: A framework to study the evolution of shared intentionality as an interactional achievement. *Learning & behavior* 45(4):390–405 (Cited in page 16.)
- Heikkilä P, Lammi H, Belhassein K (2018) Where can i find a pharmacy? -human-driven design of a service robot's guidance behaviour. In: *The 20th International Conference on Human-Computer Interaction with Mobile Devices and Services (MobileHCI), Association for Computing Machinery, Workshop on Public Space Human-Robot Interaction (PubRob)*, pp 1–2 (Cited in page 150.)
- Heikkilä P, Lammi H, Niemelä M, Belhassein K, Sarthou G, Tammela A, Clodic A, Alami R (2019) Should a robot guide like a human? a qualitative four-phase study of a shopping mall robot. In: *International Conference on Social Robotics (ICSR)*, Springer, pp 548–557 (Cited in page 150.)
- Hiatt LM, Trafton JG (2010) A cognitive model of theory of mind. In: *The 10th International Conference on Cognitive Modeling (ICM)*, pp 91–96 (Cited in page 37.)

- Hiatt LM, Harrison AM, Trafton JG (2011) Accommodating human variability in human-robot teams through theory of mind. In: The 22nd International Joint Conference on Artificial Intelligence (IJCAI), AAAI Press (Cited in page 37.)
- Hiatt LM, Narber C, Bekele E, Khemlani SS, Trafton JG (2017) Human modeling for human-robot collaboration. *International Journal of Robotics Research* 36(5-7):580–596 (Cited in page 73.)
- Hoffman G (2019) Evaluating fluency in human–robot collaboration. *IEEE Transactions on Human-Machine Systems* 49(3):209–218 (Cited in pages 130 and 196.)
- Hoffman G, Breazeal C (2007) Cost-based anticipatory action selection for human–robot fluency. *IEEE Transactions on Robotics* 23(5):952–961 (Cited in page 127.)
- Howes A, Young RM (1997) The role of cognitive architecture in modeling the user: Soar’s learning mechanism. *Human–Computer Interaction* 12(4):311–343 (Cited in page 41.)
- Huang CM, Thomaz AL (2010) Joint attention in human-robot interaction. In: AAAI Fall Symposium Series (Cited in page 35.)
- Huber MJ (1999) Jam: A BDI-theoretic mobile agent architecture. In: The 3rd Annual Conference on Autonomous Agents (AGENTS ’99), Association for Computing Machinery, p 236–243 (Cited in page 54.)
- Hynes CA, Baird AA, Grafton ST (2006) Differential role of the orbital frontal lobe in emotional versus cognitive perspective-taking. *Neuropsychologia* 44(3):374–383 (Cited in page 13.)
- Imai M, Ono T, Ishiguro H (2003) Physical relation and expression: joint attention for human-robot interaction. *IEEE Transactions on Industrial Electronics* 50(4):636–643 (Cited in page 35.)
- Ingrand F, Ghallab M (2017) Deliberation for autonomous robots: A survey. *Artificial Intelligence* 247:10–44 (Cited in page 70.)
- Ingrand F, Chatila R, Alami R, Robert F (1996) PRS: a high level supervision and control language for autonomous mobile robots. In: *International Conference on Robotics and Automation (ICRA)*, IEEE, vol 1, pp 43–49 (Cited in page 54.)
- Iocchi L, Lázaro MT, Jeanpierre L, Mouaddib AI (2015) Personalized Short-Term Multi-modal Interaction for Social Robots Assisting Users in Shopping Malls. In: Tapus A, André E, Martin JC, Ferland F, Ammi M (eds) *Social Robotics*, vol 9388, Springer International Publishing, pp 264–274 (Cited in pages 32 and 147.)
- Iocchi L, Jeanpierre L, Lazaro MT, Mouaddib AI (2016) A practical framework for robust decision-theoretic planning and execution for service robots. In: The



- 26th International Conference on Automated Planning and Scheduling (ICAPS), AAAI Press (Cited in page 52.)
- Itoh K, Miwa H, Nukariya Y, Zecca M, Takanobu H, Roccella S, et al (2006) Development of a bioinstrumentation system in the interaction between a human and a robot. In: IEEE/RSJ International Conference on Intelligent Robots and Systems (IROS), pp 2620–2625 (Cited in page 130.)
- Jamone L, Ugur E, Cangelosi A, Fadiga L, Bernardino A, Piater J, Santos-Victor J (2016) Affordances in psychology, neuroscience, and robotics: A survey. *IEEE Transactions on Cognitive and Developmental Systems* 10(1):4–25 (Cited in page 23.)
- Johnson M, Demiris Y (2005) Perceptual perspective taking and action recognition. *International Journal of Advanced Robotic Systems* 2(4):32 (Cited in page 37.)
- Kanda T, Sato R, Saiwaki N, Ishiguro H (2007) A two-month field trial in an elementary school for long-term Human–Robot Interaction. *IEEE Transactions on Robotics* 23(5):962–971 (Cited in page 32.)
- Kanda T, Shiomi M, Miyashita Z, Ishiguro H, Hagita N (2009) An affective guide robot in a shopping mall. In: The 4th ACM/IEEE International Conference on Human-Robot interaction (HRI'09), pp 173–180 (Cited in pages 147 and 164.)
- Kanda T, Shiomi M, Miyashita Z, Ishiguro H, Hagita N (2010) A communication robot in a shopping mall. *IEEE Transactions on Robotics* 26(5):897–913 (Cited in page 147.)
- Kaplan F, Hafner VV (2006) The challenges of joint attention. *Interaction Studies* 7(2):135–169 (Cited in pages 23, 24, and 25.)
- Karpas E, Levine SJ, Yu P, Williams BC (2015) Robust execution of plans for human-robot teams. In: The 25th International Conference on Automated Planning and Scheduling (ICAPS), AAAI Press (Cited in page 52.)
- Kasap Z, Magnenat-Thalmann N (2012) Building long-term relationships with virtual and robotic characters: the role of remembering. *The Visual Computer* 28(1):87–97 (Cited in page 33.)
- Kendon A (1990) Conducting interaction: Patterns of behavior in focused encounters, vol 7. CUP Archive (Cited in pages 10, 34, and 160.)
- Keysar B (1994) The illusory transparency of intention: Linguistic perspective taking in text. *Cognitive psychology* 26(2):165–208 (Cited in page 202.)
- Keysar B, Barr DJ (2002) Self-anchoring in conversation: Why language users do not do what they should'. *Heuristics and biases: The psychology of intuitive judgment* (Cited in page 202.)

- Keysar B, Barr DJ, Horton WS (1998) The egocentric basis of language use: Insights from a processing approach. *Current directions in psychological science* 7(2):46–49 (Cited in page 202.)
- Keysar B, Barr DJ, Balin JA, Brauner JS (2000) Taking perspective in conversation: The role of mutual knowledge in comprehension. *Psychological Science* 11(1):32–38 (Cited in page 202.)
- Keysar B, Lin S, Barr DJ (2003) Limits on theory of mind use in adults. *Cognition* 89(1):25–41 (Cited in page 202.)
- Khambhaita H, Alami R (2020) Viewing robot navigation in human environment as a cooperative activity. In: Amato NM, Hager G, Thomas S, Torres-Torriti M (eds) *Robotics Research*, Springer International Publishing, pp 285–300 (Cited in pages 135 and 136.)
- Khambhaita H, Rios-Martinez J, Alami R (2016) Head-body motion coordination for human aware robot navigation. In: *The 9th International Workshop on Human-Friendly Robotics (HFR 2016)* (Cited in page 36.)
- Kidd CD, Breazeal C (2008) Robots at home: Understanding long-term human-robot interaction. In: *IEEE/RSJ International Conference on Intelligent Robots and Systems (IROS)*, pp 3230–3235 (Cited in page 33.)
- Kim HR, Kwon DS (2010) Computational model of emotion generation for human-robot interaction based on the cognitive appraisal theory. *Journal of Intelligent & Robotic Systems* 60(2):263–283 (Cited in page 36.)
- Klein G, Feltovich PJ, Bradshaw JM, Woods DD (2005a) Common ground and coordination in joint activity. *Organizational simulation* 53:139–184 (Cited in page 14.)
- Klein G, Feltovich PJ, Bradshaw JM, Woods DD (2005b) *Common Ground and Coordination in Joint Activity*, John Wiley & Sons, Ltd, chap 6, pp 139–184 (Cited in page 15.)
- Knapp ML, Hart RP, Friedrich GW, Shulman GM (1973) The rhetoric of goodbye: Verbal and nonverbal correlates of human leave-taking. *Communications Monographs* 40(3):182–198 (Cited in page 11.)
- Knoblich G, Butterfill S, Sebanz N (2011) Chapter three - psychological research on joint action: Theory and data. In: Ross BH (ed) *Advances in Research and Theory, Psychology of Learning and Motivation*, vol 54, Academic Press, pp 59–101 (Cited in pages 21, 24, 26, and 149.)
- Kobayashi H, Yasuda T, Igarashi H, Suzuki S (2018) Language use in joint action: The means of referring expressions. *International Journal of Social Robotics* pp 1–9 (Cited in page 15.)

- Kopp S, Tepper PA, Ferriman K, Striegnitz K, Cassell J (2007) Trading Spaces: How Humans and Humanoids Use Speech and Gesture to Give Directions, John Wiley & Sons, chap 8, pp 133–160 (Cited in page 146.)
- Kotseruba I, Tsotsos JK (2020) 40 years of cognitive architectures: core cognitive abilities and practical applications. *Artificial Intelligence Review* 53(1):17–94 (Cited in page 41.)
- Krauss RM, Fussell SR (1991) Perspective-taking in communication: Representations of others' knowledge in reference. *Social cognition* 9(1):2–24 (Cited in page 13.)
- Krauss RM, Glucksberg S (1977) Social and nonsocial speech. *Scientific American* 236(2):100–105 (Cited in page 202.)
- Kruse T, Pandey AK, Alami R, Kirsch A (2013) Human-Aware Robot Navigation: A Survey. *Robotics and Autonomous Systems* 61(12):1726–1743 (Cited in page 127.)
- Kulić D, Croft EA (2003) Estimating intent for human-robot interaction. In: The 11th International Conference on Advanced Robotics (ICAR), IEEE, pp 810–815 (Cited in page 130.)
- Kulić D, Croft EA (2007) Affective state estimation for Human–Robot Interaction. *IEEE Transactions on Robotics* 23(5):991–1000 (Cited in page 130.)
- Kuo IH (2012) Designing human-robot interaction for service applications. PhD thesis, ResearchSpace@ Auckland (Cited in page 34.)
- Lallée S, Pattacini U, Lemaignan S, Lenz A, Melhuish C, Natale L, Skachek S, Hamann K, Steinwender J, Sisbot EA, Metta G, Guitton J, Alami R, Warnier M, Pipe T, Warneken F, Dominey PF (2012) Towards a platform-independent cooperative human robot interaction system: III. an architecture for learning and executing actions and shared plans. *IEEE Transactions on Autonomous Mental Development* 4(3):239–253 (Cited in page 42.)
- Lallée S, Hamann K, Steinwender J, Warneken F, Martinez-Hernandez U, Barron-Gonzalez H, Pattacini U, Gori I, Petit M, Metta G, Verschure PFMJ, Dominey PF (2013) Cooperative human robot interaction systems: IV. communication of shared plans with naive humans using gaze and speech. *The IEEE/RSJ International Conference on Intelligent Robots and Systems (IROS)* pp 129–136 (Cited in page 35.)
- Lallement R, De Silva L, Alami R (2014) HATP: An HTN Planner for Robotics. In: *The 24th International Conference on Automated Planning and Scheduling (ICAPS), The 2nd ICAPS Workshop on Planning and Robotics* (Cited in pages 47 and 70.)

- Lamarre P, Shoham Y (1994) Knowledge, certainty, belief, and conditionalisation. In: The 4th International Conference on Principles of Knowledge Representation and Reasoning (KR'94), Elsevier, pp 415–424 (Cited in page 43.)
- Leavens D, Hopkins W, Thomas R (2004) Referential communication by chimpanzees (pan troglodytes). *Journal of Comparative Psychology* 118(1):48–57 (Cited in page 29.)
- Ledyard JO (1994) *Public Goods: A Survey of Experimental Research*. Public Economics 9405003, University Library of Munich (Cited in page 20.)
- Lee MK, Forlizzi J, Kiesler S, Rybski P, Antanitis J, Savetsila S (2012) Personalization in HRI: A longitudinal field experiment. In: The 7th ACM/IEEE International Conference on Human-Robot Interaction (HRI'12), pp 319–326 (Cited in page 34.)
- Leite I, Martinho C, Paiva A (2013) Social robots for long-term interaction: a survey. *International Journal of Social Robotics* 5(2):291–308 (Cited in page 32.)
- Lemaignan S, Garcia F, Jacq A, Dillenbourg P (2016) From real-time attention assessment to “with-me-ness” in human-robot interaction. In: The 11th ACM/IEEE International Conference on Human-Robot Interaction (HRI'16), pp 157–164 (Cited in page 134.)
- Lemaignan S, Warnier M, Sisbot EA, Clodic A, Alami R (2017) Artificial cognition for social human–robot interaction: An implementation. *Artificial Intelligence* 247:45–69 (Cited in pages 42, 43, and 127.)
- Lemaignan S, Sallami Y, Wallhridge C, Clodic A, Belpaeme T, Alami R (2018) Underworlds: cascading situation assessment for robots. In: IEEE/RSJ International Conference on Intelligent Robots and Systems (IROS), pp 7750–7757 (Cited in pages 45, 157, and 209.)
- Leslie AM (1984) Spatiotemporal continuity and the perception of causality in infants. *Perception* 13(3):287–305 (Cited in page 37.)
- Lewis D (1969) *Convention: A philosophical study*. Wiley-Blackwell (Cited in page 25.)
- Lin S, Keysar B, Epley N (2010) Reflexively mindblind: Using theory of mind to interpret behavior requires effortful attention. *Journal of Experimental Social Psychology* 46(3):551–556 (Cited in page 203.)
- MacMillan J, Entin EE, Serfaty D (2004) Communication overhead: The hidden cost of team cognition. (Cited in page 109.)
- Mainprice J, Gharbi M, Siméon T, Alami R (2012) Sharing effort in planning human-robot handover tasks. In: The 21st IEEE International Symposium on

- Robot and Human Interactive Communication (RO-MAN), pp 764–770 (Cited in page 47.)
- Martinie C, Palanque P, Winckler M (2011) Structuring and composition mechanisms to address scalability issues in task models. In: The 13th IFIP Conference on Human-Computer Interaction (INTERACT 2011), Springer, pp 589–609 (Cited in page 86.)
- Marvin RS, Greenberg MT, Mossler DG (1976) The early development of conceptual perspective taking: Distinguishing among multiple perspectives. *Child Development* pp 511–514 (Cited in page 13.)
- Matsumoto T, Satake S, Kanda T, Imai M, Hagita N (2012) Do you remember that shop? computational model of spatial memory for shopping companion robots. In: The 7th annual ACM/IEEE International Conference on Human-Robot Interaction (HRI'12), pp 447–454 (Cited in pages 147 and 154.)
- May AD, Dondrup C, Hanheide M (2015) Show me your moves! conveying navigation intention of a mobile robot to humans. In: European Conference on Mobile Robots (ECMR), IEEE (Cited in page 36.)
- Mayima A, Clodic A, Alami R (2021) Towards robots able to measure in real-time the quality of interaction. *International Journal of Social Robotics* (Cited in pages 127 and 186.)
- McNeill D (2005) Gesture, gaze, and ground. In: The 2nd International Workshop on Machine Learning for Multimodal Interaction (MLMI), Springer, pp 1–14 (Cited in page 160.)
- Michael J, Pacherie E (2015) On commitments and other uncertainty reduction tools in joint action. *Journal of Social Ontology* 1(1):89–120 (Cited in pages 20, 27, and 28.)
- Michael J, Salice A (2017) The sense of commitment in human–robot interaction. *International Journal of Social Robotics* 9(5):755–763 (Cited in pages 20 and 72.)
- Michael J, Sebanz N, Knoblich G (2016) The sense of commitment: A minimal approach. *Frontiers in Psychology* 6:1968 (Cited in pages 21 and 133.)
- Milliez G, Warnier M, Clodic A, Alami R (2014) A framework for endowing an interactive robot with reasoning capabilities about perspective-taking and belief management. In: The 23rd IEEE International Symposium on Robot and Human Interactive Communication (RO-MAN), pp 1103–1109 (Cited in pages 37, 45, 73, and 206.)
- Milliez G, Lallement R, Fiore M, Alami R (2016) Using human knowledge awareness to adapt collaborative plan generation, explanation and monitoring. In: The 11th ACM/IEEE International Conference on Human-Robot Interaction (HRI'16), IEEE, pp 43–50 (Cited in page 37.)

- Monsell S (2003) Task switching. *Trends in cognitive sciences* 7(3):134–140 (Cited in page 22.)
- Morales Y, Satake S, Kanda T, Hagita N (2011) Modeling environments from a route perspective. In: *The 6th ACM/IEEE International Conference on Human-Robot Interaction (HRI'11)*, pp 441–448 (Cited in page 147.)
- Morley D, Myers K (2004) The SPARK agent framework. In: *The 3rd International Joint Conference on Autonomous Agents and Multiagent Systems (AAMAS04)*, IEEE Computer Society, pp 714–721 (Cited in page 54.)
- Moulin-Frier C, Fischer T, Petit M, Pointeau G, Puigbo JY, Pattacini U, Low SC, Camilleri D, Nguyen P, Hoffmann M, et al. (2017) DAC-h3: a proactive robot cognitive architecture to acquire and express knowledge about the world and the self. *IEEE Transactions on Cognitive and Developmental Systems* 10(4):1005–1022 (Cited in page 42.)
- Movellan JR, Tanaka F, Fasel IR, Taylor C, Ruvolo P, Eckhardt M (2007) The rubi project: A progress report. In: *The 2nd ACM/IEEE International Conference on Human-Robot Interaction (HRI'07)*, pp 333–339 (Cited in page 197.)
- Napoli CD, Rossi S (2019) A layered architecture for socially assistive robotics as a service. In: *The IEEE International Conference on Systems, Man and Cybernetics (SMC)*, pp 352–357 (Cited in page 127.)
- Newell A (1994) *Unified theories of cognition*. Harvard University Press (Cited in page 32.)
- Nickel K, Stiefelhagen R (2007) Visual recognition of pointing gestures for Human–Robot Interaction. *Image and vision computing* 25(12):1875–1884 (Cited in page 35.)
- Norman DA (1988) *The psychology of everyday things*. Basic Books (Cited in page 23.)
- Ogden B, Dautenhahn K, Stribling P (2001) Interactional structure applied to the identification and generation of visual interactive behavior: Robots that (usually) follow the rules. In: *International Gesture Workshop*, Springer, pp 254–268 (Cited in page 34.)
- Okuno Y, Kanda T, Imai M, Ishiguro H, Hagita N (2009) Providing route directions: design of robot’s utterance, gesture, and timing. In: *The 4th ACM/IEEE International Conference on Human-Robot Interaction (HRI'09)*, pp 53–60 (Cited in pages 146 and 154.)
- Olsen DR, Goodrich MA (2003) Metrics for evaluating human-robot interaction. In: *Workshop on Performance Metrics for Intelligent Systems (PerMIS'03)* (Cited in page 134.)

- Osborne R (2014) An ecological approach to educational technology: affordance as a design tool for aligning pedagogy and technology. PhD thesis, University of Exeter (Cited in page 23.)
- Pacherie E (2008) The phenomenology of action: A conceptual framework. *Cognition* 107(1):179–217 (Cited in page 17.)
- Pacherie E (2012) The Phenomenology of Joint Action: Self-Agency vs. Joint-Agency. In: Seemann A (ed) *Joint Attention: New Developments*, MIT Press, pp 343–389 (Cited in pages 14, 17, 21, 22, 23, 24, 26, and 45.)
- Pacherie E (2013) Intentional joint agency: shared intention lite. *Synthese* 190(10):1817–1839 (Cited in pages 12 and 15.)
- Perner J, Wimmer H (1985) “John thinks that Mary thinks that...” attribution of second-order beliefs by 5-to 10-year-old children. *Journal of experimental child psychology* 39(3):437–471 (Cited in page 12.)
- Petrick RP, Foster ME, Isard A (2012) Social state recognition and knowledge-level planning for human-robot interaction in a bartender domain. In: *AAAI Workshop on Grounding Language for Physical Systems* (Cited in page 201.)
- Pointeau G, Dominey PF (2017) The role of autobiographical memory in the development of a robot self. *Frontiers in neurorobotics* 11:27 (Cited in page 37.)
- Povinelli DJ, Vonk J (2004) We don’t need a microscope to explore the chimpanzee’s mind. *Mind & Language* 19(1):1–28 (Cited in page 12.)
- Premack D, Woodruff G (1978) Does the chimpanzee have a theory of mind? *Behavioral and brain sciences* 1(4):515–526 (Cited in page 12.)
- Quesque F, Rossetti Y (2020) What do theory-of-mind tasks actually measure? theory and practice. *Perspectives on Psychological Science* 15(2):384–396 (Cited in page 13.)
- Quigley M, Conley K, Gerkey B, Faust J, Foote T, Leibs J, Wheeler R, Ng AY, et al. (2009) ROS: an open-source Robot Operating System. In: *IEEE International Conference on Robotics and Automation (ICRA2009), Workshop on Open Source Software* (Cited in pages 44 and 62.)
- Ramenzoni VC, Riley MA, Shockley K, Davis T (2008) Carrying the height of the world on your ankles: Encumbering observers reduces estimates of how high an actor can jump. *Quarterly Journal of Experimental Psychology* 61(10):1487–1495 (Cited in page 21.)
- Rao AS (1996) AgentSpeak(L): BDI agents speak out in a logical computable language. In: *The 7th European Workshop on Modelling Autonomous Agents in a Multi-Agent World (MAAMAW ’96)*, Springer-Verlag, pp 42–55 (Cited in page 55.)

- Rao AS, Georgeff MP (1995) BDI agents: From theory to practice. In: The First International Conference on Multi-Agent Systems (ICMAS), AAAI Press, pp 312–319 (Cited in page 43.)
- Richardson MJ, Marsh KL, Baron RM (2007) Judging and actualizing intrapersonal and interpersonal affordances. *Journal of experimental psychology: Human Perception and Performance* 33(4):845 (Cited in page 23.)
- Rizzolatti G, Craighero L (2004) The mirror-neuron system. *Annual Review of Neuroscience* 27:169–192 (Cited in page 23.)
- Robinson JD (2012) In: Sidnell J, Stivers T (eds) *The handbook of conversation analysis*, vol 121, John Wiley & Sons, chap Overall Structural Organization (Cited in pages 10, 11, and 70.)
- Ros R, Sisbot EA, Alami R, Steinwender J, Hamann K, Warneken F (2010) Solving ambiguities with perspective taking. In: The 5th ACM/IEEE International Conference on Human-Robot Interaction (HRI'10), pp 181–182 (Cited in page 37.)
- Rossi S, Leone E, Fiore M, Finzi A, Cutugno F (2013) An extensible architecture for robust multimodal human-robot communication. In: The IEEE/RSJ International Conference on Intelligent Robots and Systems (IROS), pp 2208–2213 (Cited in page 42.)
- Rossi S, Ferland F, Tapus A (2017) User profiling and behavioral adaptation for HRI: A survey. *Pattern Recognition Letters* 99:3–12 (Cited in page 129.)
- Rossi S, Staffa M, Tamburro A (2018) Socially assistive robot for providing recommendations: Comparing a humanoid robot with a mobile application. *International Journal of Social Robotics* 10(2):265–278 (Cited in page 144.)
- Roth AS (2004) Shared agency and contralateral commitments. *The Philosophical Review* 113(3):359–410 (Cited in pages 20 and 21.)
- Rubio-Fernández P (2017) The director task: A test of Theory-of-Mind use or selective attention? *Psychonomic bulletin & review* 24(4):1121–1128 (Cited in page 203.)
- Rummel RJ (1976) *Understanding conflict and war*, The conflict Helix, vol 2. Beverly Hills: Sage (Cited in page 9.)
- Sacheli LM, Tidoni E, Pavone EF, Aglioti SM, Candidi M (2013) Kinematics fingerprints of leader and follower role-taking during cooperative joint actions. *Experimental brain research* 226(4):473–486 (Cited in page 29.)
- Sacks H (1995) *Lectures on conversation*. Volumes I and II edn, Wiley-Blackwell (Cited in page 10.)



- Sanchez-Matilla R, Chatzilygeroudis K, Modas A, Duarte NF, Xompero A, Frossard P, Billard A, Cavallaro A (2020) Benchmark for human-to-robot handovers of unseen containers with unknown filling. *IEEE Robotics and Automation Letters* 5(2):1642–1649 (Cited in page 196.)
- Sanelli V, Cashmore M, Magazzeni D, Iocchi L (2017) Short-term human-robot interaction through conditional planning and execution. In: *Proceedings of the Twenty-Seventh International Conference on Automated Planning and Scheduling (ICAPS)* (Cited in page 32.)
- Santesteban I, White S, Cook J, Gilbert SJ, Heyes C, Bird G (2012) Training social cognition: from imitation to theory of mind. *Cognition* 122(2):228–235 (Cited in page 202.)
- Sarthou G, Clodic A, Alami R (2019a) Ontologenius: A long-term semantic memory for robotic agents. In: *The 28th IEEE International Conference on Robot and Human Interactive Communication (RO-MAN)*, pp 1–8 (Cited in pages 45 and 155.)
- Sarthou G, Clodic A, Alami R (2019b) Semantic spatial representation: a unique representation of an environment based on an ontology for robotic applications. In: *Combined Workshop on Spatial Language Understanding (SpLU) and Grounded Communication for Robotics (RoboNLP)*, Association for Computational Linguistics, pp 50–60 (Cited in pages 157 and 159.)
- Sarthou G, Buisan G, Clodic A, Alami R (2021a) Extending referring expression generation through shared knowledge about past human-robot collaborative activity. In: *IEEE/RSJ International Conference on Intelligent Robots and Systems (IROS)* (Cited in pages 46 and 118.)
- Sarthou G, Mayima A, Buisan G, Belhassein K, Clodic A (2021b) The Director Task: a psychology-inspired task to assess cognitive and interactive robot architectures. In: *The 30th IEEE International Conference on Robot & Human Interactive Communication (RO-MAN)*, pp 770–777 (Cited in page 200.)
- Satake S, Hayashi K, Nakatani K, Kanda T (2015a) Field trial of an information-providing robot in a shopping mall. In: *IEEE/RSJ International Conference on Intelligent Robots and Systems (IROS)*, pp 1832–1839 (Cited in pages 154 and 155.)
- Satake S, Nakatani K, Hayashi K, Kanda T, Imai M (2015b) What should we know to develop an information robot? *PeerJ Computer Science* 1:8 (Cited in pages 89, 147, 154, and 200.)
- Scanlon T (2000) *What we owe to each other*. Belknap Press of Harvard University Press (Cited in page 20.)

- Scassellati B (2002) Theory of mind for a humanoid robot. *Autonomous Robots* 12(1):13–24 (Cited in page 36.)
- Schank RC, Abelson RP (1977) *Scripts, plans, goals, and understanding : an inquiry into human knowledge structures*. Psychology Press (Cited in page 27.)
- Schegloff EA (1986) The routine as achievement. *Human studies* 9(2-3):111–151 (Cited in page 10.)
- Schegloff EA (2011) Word repeats as unit ends. *Discourse Studies* 13(3):367–380 (Cited in page 10.)
- Schegloff EA, Sacks H (1973) Opening up closings. *Semiotica* 8(4):289–327 (Cited in pages 11 and 71.)
- Scheutz M, Schermerhorn P, Kramer J (2006) The utility of affect expression in natural language interactions in joint human-robot tasks. In: *The 1st ACM SIGCHI/SIGART Conference on Human-robot Interaction (HRI'06)*, pp 226–233 (Cited in pages 36 and 42.)
- Scheutz M, Williams T, Krause E, Oosterveld B, Sarathy V, Frasca T (2019) An overview of the distributed integrated cognition affect and reflection DIARC architecture. *Cognitive architectures* pp 165–193 (Cited in page 42.)
- Schiffer S (1972) *Meaning*. Oxford, Clarendon Press (Cited in page 25.)
- Searle J (1990) Collective intentions and actions. In: Morgan PRCJ, Pollack M (eds) *Intentions in Communication*, MIT Press, pp 401–415 (Cited in page 22.)
- Searle JR (1983) *Intentionality: An essay in the philosophy of mind*. Cambridge University Press (Cited in page 19.)
- Sebanz N, Knoblich G (2009) Prediction in joint action: What, when, and where. *Topics in Cognitive Science* 1(2):353–367 (Cited in pages 21 and 26.)
- Sebanz N, Knoblich G, Prinz W (2005) How two share a task: corepresenting stimulus-response mappings. *Journal of Experimental Psychology: Human Perception and Performance* 31(6):1234 (Cited in page 22.)
- Sebanz N, Bekkering H, Knoblich G (2006) Joint action: bodies and minds moving together. *Trends in cognitive sciences* 10(2):70–76 (Cited in pages 14, 22, 23, and 26.)
- Shah J, Wiken J, Williams B, Breazeal C (2011) Improved human-robot team performance using Chaski, a human-inspired plan execution system. In: *The 6th ACM/IEEE International Conference on Human-Robot Interaction (HRI'11)* (Cited in page 52.)
- Sharbrough C (2015) *Apa dictionary of psychology*, 2nd ed (Cited in page 15.)

- Sidner CL, Lee C (2003) Engagement rules for human-robot collaborative interactions. In: International Conference on Systems, Man and Cybernetics (SMC), IEEE, vol 4, pp 3957–3962 (Cited in page 71.)
- Siegwart R, Arras KO, Bouabdallah S, Burnier D, Froidevaux G, Greppin X, Jensen B, Lorotte A, Mayor L, Meisser M, et al. (2003) Robox at Expo. 02: A large-scale installation of personal robots. *Robotics and Autonomous Systems* 42(3-4):203–222 (Cited in page 146.)
- Silva GR, Becker LB, Hübner JF (2020) Embedded architecture composed of cognitive agents and ROS for programming intelligent robots. In: The 21th IFAC World Congress, vol 53, pp 10000–10005 (Cited in pages 63 and 64.)
- Singamaneni PT, Alami R (2020) Hateb-2: Reactive planning and decision making in human-robot co-navigation. In: The 29th IEEE International Symposium on Robot and Human Interactive Communication (RO-MAN), pp 179–186 (Cited in pages 47 and 161.)
- Singamaneni PT, Mayima A, Sarthou G, Sallami Y, Buisan G, Belhassein K, Waldhart J, Clodic A (2020) Guiding task through route description in the mummer project. In: Companion of the 15th ACM/IEEE International Conference on Human-Robot Interaction (HRI'20), pp 643–643 (Cited in page 144.)
- Siposova B, Carpenter M (2019) A new look at joint attention and common knowledge. *Cognition* 189:260–274 (Cited in page 24.)
- Siposova B, Tomasello M, Carpenter M (2018) Communicative eye contact signals a commitment to cooperate for young children. *Cognition* 179:192–201 (Cited in pages 20 and 21.)
- Sisbot EA, Alami R (2012) A human-aware manipulation planner. *IEEE Transactions on Robotics* 28(5):1045–1057 (Cited in page 36.)
- Sodian B, Kristen-Antonow S (2015) Declarative joint attention as a foundation of theory of mind. *Developmental psychology* 51(9):1190–1200 (Cited in page 12.)
- Sperber D, Wilson D (1995) *Relevance: Communication and Cognition*. Blackwell (Cited in pages 27 and 28.)
- Staudte M, Crocker MW (2009) Visual attention in spoken Human-robot interaction. In: The 4th ACM/IEEE International Conference on Human-Robot Interaction (HRI'09), pp 77–84 (Cited in page 35.)
- Steinfeld A, Fong T, Kaber D, Lewis M, Scholtz J, Schultz A, Goodrich M (2006) Common metrics for human-robot interaction. In: The 1st ACM SIGCHI/SI-GART Conference on Human-robot Interaction (HRI'06), pp 33–40 (Cited in pages 130 and 196.)

- Szafir D, Mutlu B, Fong T (2015) Communicating directionality in flying robots. In: The 10th ACM/IEEE International Conference on Human-Robot Interaction (HRI'15), IEEE, pp 19–26 (Cited in page 36.)
- Tabrez A, Luebbers MB, Hayes B (2020) A survey of mental modeling techniques in human–robot teaming. *Current Robotics Reports* (Cited in page 73.)
- Takayama L, Dooley D, Ju W (2011) Expressing thought: improving robot readability with animation principles. In: The 6th ACM/IEEE International Conference on Human-Robot Interaction (HRI'11), pp 69–76 (Cited in page 36.)
- Tanevska A, Rea G Fand Sandini, Sciutti A (2017) Towards an Affective Cognitive Architecture for Human-Robot Interaction for the iCub Robot. In: The 5th International Conference on Human-Agent Interaction (HAI 2017), 1st Workshop on “Behavior, Emotion and Representation” (Cited in pages 130 and 196.)
- Tellex S, Knepper R, Li A, Rus D, Roy N (2014) Asking for help using inverse semantics. In: *Robotics: Science and Systems X* (Cited in page 201.)
- Thomas KA, DeScioli P, Haque OS, Pinker S (2014) The psychology of coordination and common knowledge. *Journal of personality and social psychology* 107(4):657 (Cited in page 25.)
- Thomaz A, Hoffman G, Çakmak M (2016) Computational human-robot interaction. *Foundations and Trends in Robotics* 4(2-3):105–223 (Cited in page 127.)
- Thrun S, Bennewitz M, Burgard W, Cremers AB, Dellaert F, Fox D, Hahnel D, Rosenberg C, Roy N, Schulte J, Schulz D (1999) MINERVA: a second-generation museum tour-guide robot. In: *IEEE International Conference on Robotics and Automation*, vol 3, pp 1999–2005 (Cited in page 146.)
- Tollefsen D (2005) Let’s pretend!: Children and joint action. *Philosophy of the Social Sciences* 35(1):75–97 (Cited in pages 12, 15, and 19.)
- Tomasello M (1999) *The cultural origins of human cognition*. Harvard university press (Cited in page 24.)
- Tomasello M, Carpenter M (2007) Shared intentionality. *Developmental science* 10(1):121–125 (Cited in page 25.)
- Tomasello M, Carpenter M, Call J, Behne T, Moll H (2005) Understanding and sharing intentions: The origins of cultural cognition. *Behavioral and brain sciences* 28(5):675–691 (Cited in pages 14, 15, 19, 20, 22, 23, and 24.)
- Tomasello M, et al. (1995) Joint attention as social cognition. In: Moore C, Dunham PJ, Dunham P (eds) *Joint attention: Its origins and role in development*, Psychology Press, pp 103–130 (Cited in page 24.)

- Trafton JG, Hiatt LM, Harrison AM, Tamborello FP, Khemlani SS, Schultz AC (2013) ACT-R/E: An embodied cognitive architecture for human-robot interaction. *Journal of Human-Robot Interaction* 2(1):30–55 (Cited in page 41.)
- Triebel R, Arras K, Alami R, Beyer L, Breuers S, Chatila R, Chetouani M, Cremers D, Evers V, Fiore M, et al. (2016) Spencer: A socially aware service robot for passenger guidance and help in busy airports. In: *Field and service robotics*, Springer, pp 607–622 (Cited in page 146.)
- Triesch J, Teuscher C, Deák GO, Carlson E (2006) Gaze following: why (not) learn it? *Developmental science* 9(2):125–147 (Cited in page 25.)
- Tuomela R (1995) *The Importance of Us: A Philosophical Study of Basic Social Notions*. Stanford University Press (Cited in page 19.)
- Vesper C, Richardson MJ (2014) Strategic communication and behavioral coupling in asymmetric joint action. *Experimental brain research* 232(9):2945–2956 (Cited in page 29.)
- Vesper C, Butterfill S, Knoblich G, Sebanz N (2010) A minimal architecture for joint action. *Neural Networks* 23(8-9):998–1003 (Cited in pages 26 and 27.)
- Vesper C, Abramova E, Bütepage J, Ciardo F, Crossey B, Effenberg A, Hristova D, Karlinsky A, McEllin L, Nijssen SRR, Schmitz L, Wahn B (2017) Joint action: Mental representations, shared information and general mechanisms for coordinating with others. *Frontiers in Psychology* 7:2039 (Cited in page 22.)
- Waldhart J, Gharbi M, Alami R (2016) A novel software combining task and motion planning for human-robot interaction. In: *AAAI Fall Symposium Series* (Cited in page 47.)
- Waldhart J, Clodic A, Alami R (2019) Reasoning on shared visual perspective to improve route directions. In: *The 28th IEEE International Conference on Robot and Human Interactive Communication (RO-MAN)* (Cited in page 160.)
- Warnier M, Guitton J, Lemaignan S, Alami R (2012) When the robot puts itself in your shoes. managing and exploiting human and robot beliefs. In: *The 21st IEEE International Symposium on Robot and Human Interactive Communication (RO-MAN)*, pp 948–954 (Cited in page 37.)
- Wellman HM, Cross D, Watson J (2001) Meta-analysis of theory-of-mind development: The truth about false belief. *Child development* 72(3):655–684 (Cited in page 13.)
- Westby C, Robinson L (2014) A developmental perspective for promoting theory of mind. *Topics in language disorders* 34(4):362–382 (Cited in pages 12 and 13.)

- Wimmer H (1983) Beliefs about beliefs: Representation and constraining function of wrong beliefs in young children's understanding of deception. *Cognition* 13(1):103–128 (Cited in page 13.)
- Wittenburg P, Brugman H, Russel A, Klassmann A, Sloetjes H (2006) ELAN: a professional framework for multimodality research. In: *The 15th International Conference on Language Resources and Evaluation (LREC'06)*, European Language Resources Association (ELRA) (Cited in page 178.)
- Wolpert DM, Doya K, Kawato M (2003) A unifying computational framework for motor control and social interaction. *Philosophical Transactions of the Royal Society of London Series B: Biological Sciences* 358(1431):593–602 (Cited in page 26.)
- Yu C, Scheutz M, Schermerhorn P (2010) Investigating multimodal real-time patterns of joint attention in an HRI word learning task. In: *The 5th ACM/IEEE International Conference on Human-Robot Interaction (HRI'10)*, pp 309–316 (Cited in page 35.)
- Zheng K, Glas DF, Kanda T, Ishiguro H, Hagita N (2013) Designing and implementing a human–robot team for social interactions. *IEEE Transactions on Systems, Man, and Cybernetics: Systems* 43(4):843–859 (Cited in page 31.)
- Ziparo VA, Iocchi L, Lima PU, Nardi D, Palamara PF (2011) Petri Net Plans – A framework for collaboration and coordination in multi-robot systems. *Autonomous Agents and Multi-Agent Systems* 23(3):344–383 (Cited in page 54.)



---

**Résumé:** Dans le futur, les robots interagiront chaque jour un peu plus avec les humains et devront donc être dotés des capacités adéquates. Nous sommes encore loin de robots autonomes parmi les humains, capables de collaborer sans problème avec eux: le travail de cette thèse est une contribution qui rapproche un peu plus la communauté de cet objectif.

Lorsque des personnes collaborent pour réaliser une tâche ensemble, de nombreux mécanismes cognitifs entrent en jeu, plus qu’il n’y paraît à première vue. Certains de ces mécanismes sont aussi activés quand un humain interagit avec un robot et non plus avec un autre humain, car ils sont essentiels à une collaboration réussie. Il est donc important que les roboticiens qui conçoivent des robots destinés à interagir étroitement avec les humains soient conscients de cela et qu’ainsi ils prennent en compte les états mentaux des humains et les fonctions sensori-motrices impliquées dans le contrôle et la fluidité de l’exécution des tâches collaboratives. Toutefois, cela ne signifie pas que les robots doivent être dotés de ces mêmes mécanismes, car être capable de collaborer avec les humains ne signifie pas les imiter. Ce qui est essentiel pour les roboticiens, c’est de comprendre comment les humains travaillent et de concevoir des robots qui s’adapteront.

Ce manuscrit commence par une immersion dans la philosophie et la psychologie. Ensuite, nous explorons les modèles “croyance-désir-intention” et les architectures robotiques cognitives qui nous ont inspirés pour concevoir notre propre architecture dans laquelle, JAHRVIS – la principale contribution de cette thèse – au robot de, non seulement contrôler, mais aussi d’évaluer son action jointe avec un humain.

Joint Action-based Human-aware superVISor (JAHRVIS) est ce que nous appelons un système de supervision, *i.e.*, il prend les décisions haut niveau du robot, contrôle son comportement et tente de réagir aux imprévus, en tenant toujours compte de l’humain avec lequel il interagit. Il peut le faire en se basant sur les plans partagés qu’il génère, sa connaissance des états mentaux de l’humain et de l’état actuel de l’environnement et, les actions de l’humain. JAHRVIS est conçu de manière à être suffisamment générique pour gérer différents types de tâches.

JAHRVIS ne se contente pas de contrôler la contribution du robot à une tâche collaborative, il essaie également d’évaluer si l’interaction se déroule bien ou non. Cela est possible grâce à un ensemble de métriques et à une méthode pour les agréger que nous avons conçus. Nous affirmons que le fait de doter un robot de cette capacité lui permet d’améliorer et de rendre plus pertinent son processus de prise de décision. Dans les travaux futurs, cette granularité permettra au robot de savoir précisément à quel niveau il doit agir lorsqu’une faible Qualité d’Interaction est évaluée.

JAHRVIS a été intégré dans une architecture robotique cognitive et déployé efficacement pour réaliser plusieurs tâches collaboratives. Ces tâches ont démontré les capacités du robot en matière de prise de perspective, de planification, de représentation des connaissances avec la théorie de l’esprit, de manipulation et de communication.

**Mots clés :** Interaction Homme-Robot, Action Jointe, Prise de décision, Qualité d’Interaction

---